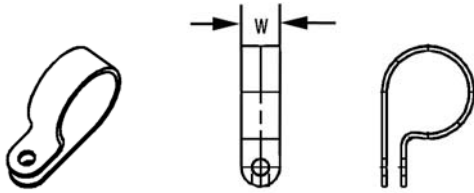


Clamps and Clips

P Clamps

HellermannTyton's P clamps are designed for locating wires, cables, and components in instruments, appliances, and electrical apparatus. These injection molded clamps are used for both internal and external installations. The inside edges are radiused to prevent cutting into cable insulation.



Material Data	
Material	Polyamide 6.6 heat stabilized (PA66HS)
Color	Black
Operating Temperature	-40 °F to +221 °F (-40 °C to +105 °C)
Flammability	UL94 V2



Product Selection

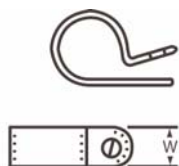
Article No.	Part No.	Type	Max. Ø Bundle		Width (W)		Mounting Hole Centers		Mounting Hole Ø		Radius		Pkg. Qty.
			in. (mm)	in. (mm)	in. (mm)	in. (mm)	in. (mm)	in. (mm)	in. (mm)	in. (mm)			
211-60000	211-60000	H1P	.125" (3.2)	.393" (10.0)	.3346" (8.5)	.1654" (4.2)	.01969" (0.5)	100					
211-60010	211-60010	H1P	.125" (3.2)	.393" (10.0)	.3346" (8.5)	.1654" (4.2)	.01969" (0.5)	1000					
211-60001	211-60001	H2P	.196" (5.0)	.3937" (10.0)	.375" (9.5)	.1654" (4.2)	.03937" (1.0)	100					
211-60020	211-60020	H2P	.196" (5.0)	.3937" (10.0)	.375" (9.5)	.1654" (4.2)	.03937" (1.0)	1000					
211-60002	211-60002	H3P	.255" (6.5)	.3937" (10.0)	.3937" (10.0)	.1654" (4.2)	.03937" (1.0)	100					
211-60040	211-60040	H3P	.255" (6.5)	.3937" (10.0)	.3937" (10.0)	.1654" (4.2)	.03937" (1.0)	1000					
211-60003	211-60003	H4P	.314" (8.0)	.3937" (10.0)	.3937" (10.0)	.1654" (4.2)	.03937" (1.0)	100					
211-60050	211-60050	H4P	.314" (8.0)	.3937" (10.0)	.3937" (10.0)	.1654" (4.2)	.03937" (1.0)	1000					
211-60005	211-60005	H6P	.433" (11.0)	.3937" (10.0)	.5118" (13.0)	.1654" (4.2)	.03937" (1.0)	100					
211-60061	211-60061	H6P	.433" (11.0)	.3937" (10.0)	.5118" (13.0)	.1654" (4.2)	.03937" (1.0)	1000					
211-60006	211-60006	H7P	.492" (12.5)	.3937" (10.0)	.5512" (14.0)	.1654" (4.2)	.05906" (1.5)	100					
211-60078	211-60078	H7P	.492" (12.5)	.3937" (10.0)	.5512" (14.0)	.1654" (4.2)	.05906" (1.5)	1000					
211-60007	211-60007	H8P	.55" (14.0)	.3937" (10.0)	.5906" (15.0)	.1654" (4.2)	.05906" (1.5)	100					
211-60090	211-60090	H8P	.55" (14.0)	.3937" (10.0)	.5906" (15.0)	.1654" (4.2)	.05906" (1.5)	1000					
211-60098	211-60098	H9P	.629" (16.0)	.3937" (10.0)	.63" (16.0)	.1654" (4.2)	.05906" (1.5)	1000					
211-60110	211-60110	H10P	.688" (17.5)	.3937" (10.0)	.6693" (17.0)	.1654" (4.2)	.05906" (1.5)	1000					
211-60120	211-60120	H11P	.748" (19.0)	.3937" (10.0)	.7087" (18.0)	.1654" (4.2)	.07874" (2.0)	1000					
211-60130	211-60130	H12P	.807" (20.5)	.3937" (10.0)	.748" (19.0)	.1654" (4.2)	.07874" (2.0)	1000					
211-60140	211-60140	H13P	.866" (22.0)	.4724" (12.0)	.8071" (20.5)	.2047" (5.2)	.07874" (2.0)	1000					
211-60150	211-60150	H14P	.944" (24.0)	.4724" (12.0)	.8465" (21.5)	.2047" (5.2)	.07874" (2.0)	1000					
211-60160	211-60160	H15P	1.003" (25.5)	.4724" (12.0)	.9055" (23.0)	.2047" (5.2)	.09843" (2.5)	1000					

Dimensions are approximate and subject to technical changes. Use **Part No.** for ordering and **Type** for specification purposes.

T Clamps

T3 Series

T Series clamps are injection molded and designed for applications in electronics, automotive, aircraft, and appliance industries. The T3 series has a 3/8" wide contact area. All contact edges have a full radius for product protection, and sizes are clearly marked on each clamp.



Material Data	
Material	Polyamide 6.6 (PA66)
Operating Temperature	-40 °F to +185 °F (-40 °C to +85 °C)
Flammability	UL94 V2



US
File# E64139

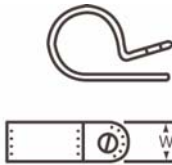
Product Selection								
Article No.	Part No.	Type	Max. Ø Bundle	Width (W)	Mounting Hole Centers	Wall Thickness	Color	Pkg. Qty.
			in. (mm)	in. (mm)	in. (mm)	in. (mm)		
T Clamps - T3 Series								
211-00132	T3D012510M4	T3D0125	.125"	.375"	.329"	.050"	White	1000
211-00131	T3D01250M4	T3D0125	(3.2)	(9.5)	(8.4)	(1.3)	Black	1000
211-00158	T3D018710M4	T3D0187	.188"	.375"	.430"	.050"	White	1000
211-00133	T3D01870M4	T3D0187	(4.7)	(9.5)	(10.9)	(1.3)	Black	1000
211-00135	T3D025010M4	T3D0250	.250"	.375"	.410"	.050"	White	1000
211-00134	T3D02500M4	T3D0250	(6.3)	(9.5)	(10.4)	(1.3)	Black	1000
211-00137	T3D031210M4	T3D0312	.313"	.375"	.495"	.050"	Black	1000
211-00136	T3D03120M4	T3D0312	(7.9)	(9.5)	(12.6)	(1.3)	Black	1000
211-00139	T3D037510M4	T3D0375	.375"	.375"	.595"	.050"	White	1000
211-00138	T3D03750M4	T3D0375	(9.5)	(9.5)	(15.1)	(1.3)	Black	1000
211-00140	T3D043710M4	T3D0437	.438"	.375"	.574"	.050"	White	1000
211-00146	T3D04370M4	T3D0437	(11.1)	(9.5)	(14.6)	(1.3)	Black	1000
211-00141	T3D050010M4	T3D0500	.500"	.375"	.605"	.050"	White	1000
211-00142	T3D05000M4	T3D0500	(12.7)	(9.5)	(15.4)	(1.3)	Black	1000
211-00143	T3D056210M4	T3D0562	.563"	.375"	.606"	.050"	White	1000
211-00159	T3D05620M4	T3D0562	(14.3)	(9.5)	(15.4)	(1.3)	Black	1000
211-00145	T3D062510M4	T3D0625	.625"	.375"	.678"	.050"	White	1000
211-00144	T3D06250M4	T3D0625	(15.8)	(9.5)	(17.2)	(1.3)	Black	1000

Dimensions are approximate and subject to technical changes. Use **Part No.** for ordering and **Type** for specification purposes.

T Clamps

T5 Series

T Series clamps are injection molded and designed for applications in electronics, automotive, aircraft, and appliance industries. The T5 series provides a full 1/2" wide contact area. All contact edges have a full radius for product protection, and sizes are clearly marked on each clamp.



Material Data	
Material	Polyamide 6.6 (PA66)
Operating Temperature	-40 °F to +185 °F (-40 °C to +85 °C)
Flammability	UL94 V2



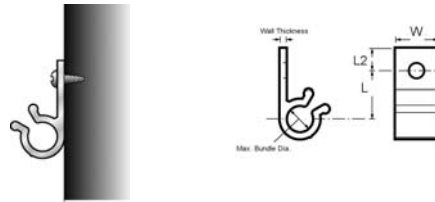
CALPUS
File# E64139

Product Selection			Max. Ø Bundle	Width (W)	Mounting Hole Centers	Wall Thickness	Color	Pkg. Qty.
Article No.	Part No.	Type	in. (mm)	in. (mm)	in. (mm)	in. (mm)		
T Clamps - T5 Series								
211-00117	T5D012510M4	T5D0125	.125"	.500"	.315"	.050"	White	1000
211-00129	T5D01250M4	T5D0125	(3.2)	(12.7)	(9.1)	(1.3)	Black	1000
211-00118	T5D018710M4	T5D0187	.188"	.500"	.425"	.050"	White	1000
211-00130	T5D01870M4	T5D0187	(4.7)	(12.7)	(10.8)	(1.3)	Black	1000
211-00109	T5D025010M4	T5D0250	.250"	.500"	.410"	.050"	White	1000
211-00123	T5D2500M4	T5D0250	(6.3)	(12.7)	(11.7)	(1.3)	Black	1000
211-00110	T5D031210M4	T5D0312	.313"	.500"	.500"	.050"	White	1000
211-00147	T5D02500M4	T5D0312	(7.9)	(12.7)	(12.7)	(1.3)	Black	1000
211-00111	T5D037510M4	T5D0375	.375"	.500"	.530"	.050"	White	1000
211-00124	T5D03750M4	T5D0375	(9.5)	(12.7)	(13.4)	(1.3)	Black	1000
211-00148	T5D043710M4	T5D0437	.438"	.500"	.560"	.050"	White	1000
211-00149	T5D04370M4	T5D0437	(11.1)	(12.7)	(14.2)	(1.3)	Black	1000
211-00112	T5D050010M4	T5D0500	.500"	.500"	.595"	.050"	White	1000
211-00125	T5D05000M4	T5D0500	(12.7)	(12.7)	(15.1)	(1.3)	Black	1000
211-00113	T5D056210M4	T5D0562	.563"	.500"	.606"	.050"	White	1000
211-00150	T5D05620M4	T5D0562	(14.3)	(12.7)	(15.4)	(1.3)	Black	1000
211-00114	T5D062510M4	T5D0625	.625"	.500"	.655"	.050"	White	1000
211-00126	T5D06250M4	T5D0625	(15.8)	(12.7)	(16.6)	(1.3)	Black	1000
211-00115	T5D075010M4	T5D0750	.750"	.500"	.780"	.050"	White	1000
211-00127	T5D07500M4	T5D0750	(19.0)	(12.7)	(19.8)	(1.3)	Black	1000
211-00116	T5D087510H4	T5D0875	.875"	.500"	.845"	.050"	White	500
211-00128	T5D08750H4	T5D0875	(22.2)	(12.7)	(21.4)	(1.3)	Black	500
211-00119	T5D100010H4	T5D1000	1.000"	.500"	.910"	.050"	White	500
211-00151	T5D10000H4	T5D1000	(25.4)	(12.7)	(23.1)	(1.3)	Black	500
211-00120	T5D112510H4	T5D1125	1.125"	.500"	.970"	.050"	White	500
211-00152	T5D11250H4	T5D1125	(125)	(12.7)	(24.6)	(1.3)	Black	500
211-00153	T5D118710H4	T5D1187	1.188"	.500"	1.000"	.050"	White	500
211-00154	T5D11870H4	T5D1187	(30.1)	(12.7)	(25.4)	(1.3)	Black	500
211-00121	T5D12500F4	T5D1250	1.250"	.500"	1.060"	.050"	White	250
211-00155	T5D125010F4	T5D1250	(31.7)	(12.7)	(26.9)	(1.3)	Black	250
211-00157	T5D137510F4	T5D1375	1.375"	.500"	1.125"	.050"	White	250
211-00156	T5D13750F4	T5D1375	(34.9)	(12.7)	(28.9)	(1.3)	Black	250
211-00122	T5D150010F4	T5D1500	1.500"	.500"	1.190"	.050"	White	250
			(38.1)	(12.7)	(30.2)	(1.3)		

Dimensions are approximate and subject to technical changes. Use **Part No.** for ordering and **Type** for specification purposes.

Screw Mount Cable Clips

Available in three sizes, HellermannTyton screw mount clips offer quick, snap-in action. These clips allow for easy release for wiring changes or replacements, saving both time and money.



Material Data		RoHS
Material	Polyacetal (POM)	
Color	Black	
Operating Temperature	-40 °F to +194 °F (-40 °C to +90 °C)	
Flammability	UL94 HB	

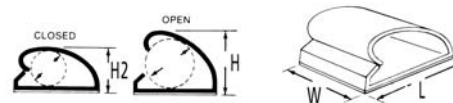
Product Selection									
Article No.	Part No.	Type	Length (L)	Length (L2)	Width (W)	Max. Ø Bundle	Mounting Hole Ø	Wall Thickness	Pkg. Qty.
			in. (mm)	in. (mm)	in. (mm)	in. (mm)	in. (mm)	in. (mm)	
211-70200	D10H4	8D10	.67" (17.0)	.31" (8.0)	.60" (15.0)	.40" (10.0)	.31" (8.0)	.08" (2.0)	500
211-70203	D15L4	8D15	1" (25.0)	.40" (10.0)	.60" (15.0)	.60" (15.0)	.31" (8.0)	.08" (2.0)	200
211-70204	D20L4	8D20	1.10" (28.0)	.40" (10.0)	.60" (15.0)	.78" (20.0)	.31" (8.0)	.10" (2.5)	200

Dimensions are approximate and subject to technical changes. Use **Part No.** for ordering and **Type** for specification purposes.

Series 52 Clamps

Series 52 clamps offer a fast, convenient, low cost method of routing wires and cables. The easy to install adhesive system eliminates the time and expense of drilling holes. Ideal for economical wire and cable retention applications. Extruded from PVC. For bundles up to 1".

Material Data		RoHS
Material	PVC (Polyvinylchloride)	
Color	Gray	
Operating Temperature	-20 °F to +150 °F (-28 °C to +65 °C)	
Flammability	UL94 V0 (excluding adhesive)	



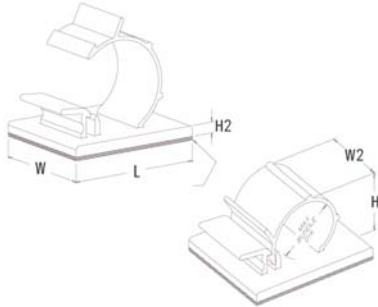
Product Selection									
Article No.	Part No.	Type	Min. Ø Bundle	Max. Ø Bundle	Length (L)	Width (W)	Height (H)	Height (H2)	Pkg. Qty.
			in. (mm)	in. (mm)	in. (mm)	in. (mm)	in. (mm)	in. (mm)	
151-00243	52-0500C2	52-0500	.25" (6.35)	.5" (12.7)	.75" (19.1)	.75" (19.1)	.433" (11)	.75" (19.10)	100
151-00244	52-0500M4	52-0500	.25" (6.35)	.5" (12.7)	.75" (19.1)	.75" (19.1)	.433" (11)	.75" (19.10)	1000
151-00245	52-0250C2	52-0250	.125" (3.18)	.25" (6.35)	.5" (12.7)	.5" (12.7)	.31" (7.87)	.45" (11.43)	100
151-00246	52-0250M4	52-0250	.125" (3.18)	.25" (6.35)	.5" (12.7)	.5" (12.7)	.31" (7.87)	.45" (11.43)	1000
151-00247	52-0750H4	52-0750	.5" (12.7)	.75" (19.1)	1.125" (28.57)	1" (25.4)	.61" (15.49)	1.05" (26.70)	500
151-00248	52-0750K2	52-0750	.5" (12.7)	.75" (19.1)	1.125" (28.57)	1" (25.4)	.61" (15.49)	1.05" (26.70)	50
151-00249	52-1000H4	52-1000	.75" (19.1)	1" (25.4)	1.5" (38.1)	1.25" (31.8)	.74" (18.8)	1.35" (34.30)	500

Dimensions are approximate and subject to technical changes. Use **Part No.** for ordering and **Type** for specification purposes.

Clamps and Clips

Series 12 Cable Clips

HellermannTyton's Series 12 cable clamps feature an exclusive quick lock/release for simplified wire installations. The easy to install adhesive system allows for faster assembly. Series 12 clamps can be used for various electrical, electronic and electromechanical applications. For bundles up to 3/4".



Material Data	
Material	Polyamide 6.6 (PA66)
Color	Gray
Operating Temperature	-40 °F to +150 °F (-40 °C to +65 °C)
Flammability	UL94 V2 (excluding adhesive)



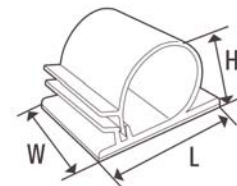
Product Selection										
Article No.	Part No.	Type	Max. Ø Bundle	Length (L)		Width (W)		Height (H)		Pkg. Qty.
				in. (mm)	in. (mm)	in. (mm)	in. (mm)	in. (mm)	in. (mm)	
151-00274	12-0188C2	12-0188	.188"	.62"	.74"	.39"	.335"	.08"	100	
151-00275	12-0188M4	12-0188	(4.78)	(15.75)	(18.8)	(9.91)	(8.51)	(18.67)	1000	
151-00268	12-0250C2	12-0250	.25"	.87"	1"	.63"	.42"	.100"	100	
151-00269	12-0250M4	12-0250	(6.35)	(22.1)	(25.4)	(16)	(10.67)	(2.54)	1000	
151-00270	12-0375C2	12-0375	.375"	1"	1"	.63"	.5"	.11"	100	
151-00271	12-0375M4	12-0375	(9.53)	(25.4)	(25.4)	(16)	(12.7)	(2.8)	1000	
151-00272	12-500C2	12-0500	.5"	1.21"	1"	.64"	.68"	.11"	100	
151-00273	12-500M4	12-0500	(12.70)	(30.7)	(25.4)	(16.26)	(17.27)	(2.79)	1000	
151-00276	12-0750C2	12-0750	.75"	1.45"	1.15"	.64"	.99"	.125"	100	
151-00277	12-0750H4	12-0750	(19.10)	(36.83)	(29.21)	(16.26)	(25.15)	(3.18)	500	

Dimensions are approximate and subject to technical changes. Use **Part No.** for ordering and **Type** for specification purposes.

Series 22 Clamps

Series 22 round clamps are an attractive, low cost alternative recommended where the exceptionally high performance series 12 clamps are not needed. Series 22 wire clamps are constructed of precision extruded PVC and easy to install adhesive system. They provide the same basic advantages as the series 12 clamps. For bundles up to 3/4".

Material Data	
Material	PVC (Polyvinylchloride)
Color	Black
Operating Temperature	-20 °F to +150 °F (-28 °C to +65 °C)
Flammability	UL94 V0 (excluding adhesive)

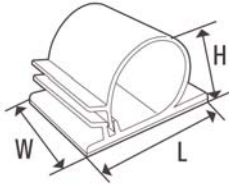


Product Selection							
Article No.	Part No.	Type	Max. Ø Bundle	Length (L)	Width (W)	Height (H)	Pkg. Qty.
			in. (mm)	in. (mm)	in. (mm)	in. (mm)	
151-00250	22-0188M4	22-0188	.188"	.750"	1"	.337"	1000
151-00251	22-0250M4	22-0250	.250"	1.02"	1"	.420"	1000
151-00252	22-0375M4	22-0375	.375"	1"	1"	.551"	1000
151-00253	22-0500M4	22-0500	.500"	1.25"	1"	.701"	1000
151-00254	22-0625H4	22-0625	.625"	1.25"	1.25"	.801"	500
151-00255	22-0750C2	22-0750	.750"	1.5"	1.5"	.966"	100

Dimensions are approximate and subject to technical changes. Use **Part No.** for ordering and **Type** for specification purposes.

Series 32 Clamps

The series 32 clamps have a narrower width than the series 22 clamps, making them compact and ideal for installations in cramped quarters. Series 32 wire clamps are constructed of precision extruded PVC and easy to install adhesive system. They provide the same basic advantages as the series 12 clamps. For bundles up to 3/4".



Material Data	
Material	PVC (Polyvinylchloride)
Color	Black
Operating Temperature	-20 °F to +150 °F (-28 °C to +65 °C)
Flammability	UL94 V0 (excluding adhesive)



Product Selection			Max. Ø Bundle	Length (L)	Width (W)	Height (H)	Pkg. Qty.
Article No.	Part No.	Type	in. (mm)	in. (mm)	in. (mm)	in. (mm)	
151-00256	32-0188M4	32-0188	.188" (4.76)	.750" (19.05)	.500" (12.7)	.337" (8.56)	1000
151-00257	32-0250M4	32-0250	.250" (6.35)	1.02" (25.91)	.500" (12.7)	.420" (10.67)	1000
151-00258	32-0375M4	32-0375	.375" (9.53)	1" (25.4)	.500" (12.7)	.551" (14)	1000
151-00259	32-0500M4	32-0500	.500" (12.7)	1.25" (31.75)	.500" (12.7)	.701" (17.81)	1000
151-00260	32-0625H4	32-0625	.625" (15.87)	1.25" (31.75)	.625" (15.87)	.801" (20.35)	500
151-00261	32-0750C2	32-0750	.750" (19.05)	1.5" (38.1)	.750" (19.05)	.966" (24.54)	100

Dimensions are approximate and subject to technical changes. Use **Part No.** for ordering and **Type** for specification purposes.

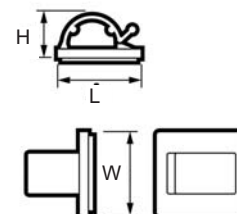
RB Clips

RB self-adhesive clips are ideal for cable and pipe bundles. Bundles are easily snapped into or out of clips. The RB clips suit diameters of 1/8", 5/16", and 1/2".



Adhesive clips come in pairs connected together on adhesive liner.

Material Data	
Material	Polyamide 6.6 (PA66)
Color	Natural
Operating Temperature	-40 °F to +185 °F (-40 °C to +85 °C)
Flammability	UL94 V2 (excluding adhesive)

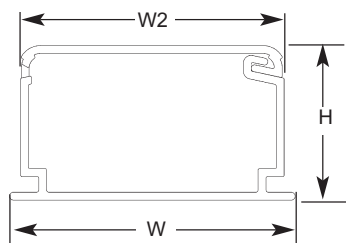



Product Selection			Max. Ø Bundle	Length (L)	Width (W)	Height (H)	Pkg. Qty.
Article No.	Part No.	Type	in. (mm)	in. (mm)	in. (mm)	in. (mm)	
151-14005	RB5H4	RB5	.1969" (5.0)	.75" (19.0)	.75" (19.0)	.24" (6.0)	500
151-13608	RB8L4	RB8	.315" (8.0)	1" (25.0)	1" (25.0)	.45" (11.5)	200
151-00506	RB14L4	RB14	.512" (14.0)	1.307" (33.2)	1.079" (27.4)	.63" (16.0)	200

Dimensions are approximate and subject to technical changes. Use **Part No.** for ordering and **Type** for specification purposes.

TSR Adhesive Clips

TSR clips are designed from HellermannTyton's TSR surface raceway. The co-extruded hinge offers almost unlimited access to wire and cable without deformation or signs of wear often found when using many conventional clips. Designed for applications that require repeated access to the wire and cable, TSR clips are easy to open and close quickly and repeatedly. The tough, rubber-based adhesive allows for permanent bond to most surfaces. TSR clips are especially useful in prototype construction, engineering labs, or where constant changes are necessary.



Material Data	
Material	PVC (Polyvinylchloride)
Color	Ivory
Flammability	UL94 V0 (excluding adhesive)

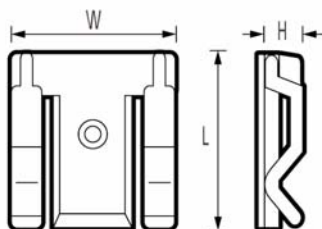


Product Selection			Max. Ø Bundle	Length (L)	Width (W)	Width (W2)	Height (H)	Pkg. Qty.
Article No.	Part No.	Type						
151-00278	SRCI0500C2	SRCI0500	.50" (12.7)	.755" (19.17)	.84" (21.3)	.75" (19.05)	.50" (12.7)	100
151-00279	SRCI0750C2	SRCI0750	.75" (19.05)	1.25" (31.75)	1.36" (34.5)	1.25" (31.75)	.75" (19.05)	100
151-00280	SRCI1000K2	SRCI1000	1.0" (25.4)	1.75" (44.45)	1.88" (47.8)	1.75" (44.45)	1.0" (25.4)	50

Dimensions are approximate and subject to technical changes. Use **Part No.** for ordering and **Type** for specification purposes.

Low Profile Clips

Low profile clips are self-adhesive and ideal for use with ribbon cable. Side gripping fingers exert a firm hold but allow for easy removal when required.



Material Data	
Material	Polyamide 6.6 (PA66)
Color	Natural
Operating Temperature	-40 °F to +185 °F (-40 °C to +85 °C)
Flammability	UL94 V2 (excluding adhesive)



Product Selection			Length (L)	Width (W)	Height (H)	Pkg. Qty.
Article No.	Part No.	Type				
151-12820	TY8H1SH4	TY8H1S	1" (26.0)	.90" (23.0)	.75" (6.5)	500

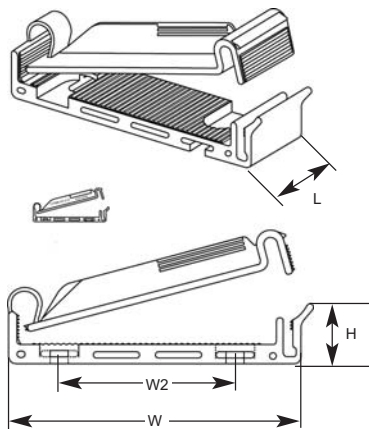

Dimensions are approximate and subject to technical changes. Use **Part No.** for ordering and **Type** for specification purposes.

Dual Adjustable Flat Ribbon Cable Clamps

Designed to route, protect and secure flat ribbon cables in computers, electronics, panels and components, this unique adjustable clamp will not damage sensitive wire and cable. The clamp will adjust and close to the exact height of the ribbon cable, using only as much force as needed to secure the cable. The clamp is releasable on demand and adjustable on both sides. The low profile design allows for use in confined areas where space is a premium.

The clamp is adjustable so that single or stacked cable can be routed. The "snap clamp" design of this flat ribbon cable clamp makes it an excellent choice for specification and installation.

Both adhesive backed and non-adhesive screw mount versions are available.



Material Data	
Material	Polyamide 6.6 (PA66)
Color	Telecom Gray
Operating Temperature	-40 °F to +185 °F (-40 °C to +85 °C)
Flammability	UL94 V2 (excluding adhesive)



Product Selection

Article No.	Part No.	Type	Length (L)		Width (W)		Width (W2)		Height (H)		Mounting Hole Ø		Max Cable Width		Pkg. Qty.
			in.	(mm)	in.	(mm)	in.	(mm)	in.	(mm)	in.	(mm)	in.	(mm)	
Adhesive															
154-00013	FC1.2AK2	FC1.2A	.75"	(19)	1.5"	(38.1)	n/a	n/a	.51"	(13.1)	n/a	n/a	1.2 "	(30.48)	50
154-00012	FC1.2AH4	FC1.2A	.75"	(19)	1.5"	(38.1)	n/a	n/a	.51"	(12.9)	n/a	n/a	1.2 "	(30.48)	500
154-00017	FC2.2AK2	FC2.2A	.75"	(19)	2.5"	(63.5)	n/a	n/a	.51"	(12.75)	n/a	n/a	2.0 "	(50.8)	50
154-00016	FC2.2AH4	FC2.2A	.75"	(19)	2.5"	(63.5)	n/a	n/a	.51"	(12.75)	n/a	n/a	2.0 "	(50.8)	500
Non-Adhesive															
154-00011	FC1.2K2	FC1.2	.75"	(19)	1.5"	(38.1)	1.62"	(41.15)	.51"	(12.9)	.138"	(6.0)	1.2 "	(30.0)	50
154-00010	FC1.2H4	FC1.2	.75"	(19)	1.5"	(38.1)	1.62"	(41.15)	.51"	(12.9)	.138"	(6.0)	1.2 "	(30.0)	500
154-00015	FC2.2K2	FC2.2	.75"	(19)	2.5"	(63.5)	1.5"	(38.1)	.51"	(12.95)	.138"	(6.0)	2.0 "	(50.8)	50
154-00014	FC2.2H4	FC2.2	.75"	(19)	2.5"	(63.5)	1.5"	(38.1)	.51"	(12.95)	.138"	(6.0)	2.0 "	(50.8)	500

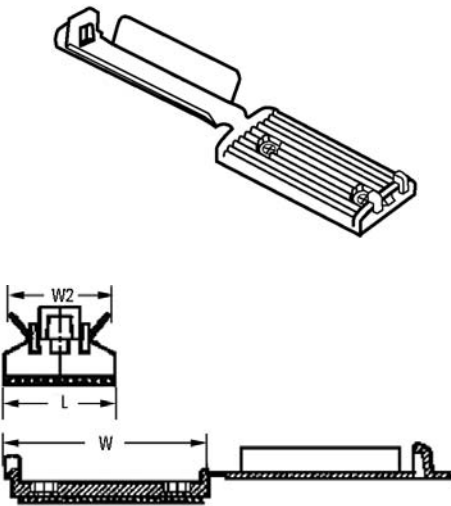

Dimensions are approximate and subject to technical changes. Use **Part No.** for ordering and **Type** for specification purposes.

Clamps and Clips

Flat Ribbon Cable Clamps

HellermannTyton's flat ribbon cable clamps secure and route flat cable, ideal for automotive and household appliance applications. Available in adhesive backed and non-adhesive screw mount versions.

- Performs well in very dry, air-conditioned areas
- The rounded edges and soft wings protect and hold the cable securely
- Clamps are offered in four sizes that are easy to fasten and unfasten



Material Data

Material	Polyamide 6.6 high impact modified (PA66HIR)
Color	Black
Operating Temperature	-40 °F to +230 °F (-40 °C to +110 °C)
Flammability	UL94 HB (only clamp without adhesive)

RoHS

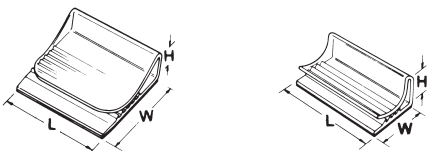
Product Selection

Article No.	Part No.	Type	Length (L)	Width (W)	Width (W2)	Mounting Hole Ø		Pkg. Qty.	
			in. (mm)	in. (mm)	in. (mm)	in. (mm)	in. (mm)		
Adhesive									
151-15250	151-15250	FKH25A	1.22" (31.0)	.98" (25.0)	.86" (22.0)	n/a	n/a	100	
151-15300	151-15300	FKH30A	1.37" (35.0)	.98" (25.0)	.86" (22.0)	n/a	n/a	100	
151-15500	151-15500	FKH50A	2.22" (56.6)	.98" (25.0)	.86" (22.0)	n/a	n/a	100	
151-15800	151-15800	FKH80A	3.38" (86.0)	.98" (25.0)	.86" (22.0)	n/a	n/a	100	
Non-Adhesive									
151-16250	151-16250	FKH25	1.22" (31.0)	.98" (25.0)	.86" (22.0)	.122"	(3.1)	100	
151-16300	151-16300	FKH30	1.37" (35.0)	.98" (25.0)	.86" (22.0)	.122"	(3.1)	100	
151-16500	151-16500	FKH50	2.22" (56.6)	.98" (25.0)	.86" (22.0)	.122"	(3.1)	100	
151-16800	151-16800	FKH80	3.38" (86.0)	.98" (25.0)	.86" (22.0)	.122"	(3.1)	100	

Dimensions are approximate and subject to technical changes. Use **Part No.** for ordering and **Type** for specification purposes.

Series 13 Ribbon Cable Clamps

Series 13 ribbon cable clips efficiently organize and retain ribbon, flat wire, and flat cable. Easy insertion or removal helps speed installation and control wire runs in almost any location. Series 13 clips offer quick installation with an easy to install adhesive system. 13-0110 clips are suggested for 1-20 conductors. 13-0100 clips are suggested for 20 conductors and larger.



Material Data	
Material	PVC (Polyvinylchloride)
Color	Transparent
Operating Temperature	-20 °F to +150 °F (-28 °C to +65 °C)
Flammability	UL94 V0 (excluding adhesive)

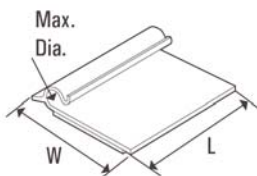


Product Selection						
Article No.	Part No.	Type	Length (L)	Width (W)	Height (H)	Pkg. Qty.
			in. (mm)	in. (mm)	in. (mm)	
154-00008	13-0100K2	13-0100	1" (25.4)	1" (25.4)	.391" (9.931)	50
154-00001	13-0100H4	13-0100	1" (25.4)	1" (25.4)	.391" (9.931)	500
154-00009	13-0110K2	13-0110	1" (25.4)	.562" (14.30)	.391" (9.931)	50
154-00002	13-0110H4	13-0110	1" (25.4)	.562" (14.30)	.391" (9.931)	500

Dimensions are approximate and subject to technical changes. Use **Part No.** for ordering and **Type** for specification purposes.

Series 42 Wire Routing Clip

The series 42 wire routing clips offer high retention factors for routing small and medium wire and cable. This series easily adapts to routing telephone wire around office desks, can be used for installing security/alarm systems, and holding various types of tubing. The flexible design keeps wire tubing in place.



Material Data	
Material	PVC (Polyvinylchloride)
Color	Transparent
Operating Temperature	-20 °F to +150 °F (-28 °C to +65 °C)
Flammability	UL94 V0 (excluding adhesive)



Product Selection						
Article No.	Part No.	Type	Max. Ø Bundle	Length (L)	Width (W)	Pkg. Qty.
			in. (mm)	in. (mm)	in. (mm)	
151-00262	42-0010H4	42-0010	.125" (3.18)	1" (25.4)	1" (25.4)	500
151-00263	42-0020H4	42-0020	.188" (4.78)	1.25" (31.75)	1" (25.4)	500
151-00264	42-0030H4	42-0030	.250" (6.35)	1.5" (38.1)	1" (25.4)	500
151-00265	42-0040H4	42-0040	.313" (7.95)	1.75" (44.45)	1.25" (31.75)	500
151-00266	42-0050H4	42-0050	.375" (9.53)	2" (50.8)	1.25" (31.75)	500

Dimensions are approximate and subject to technical changes. Use **Part No.** for ordering and **Type** for specification purposes.

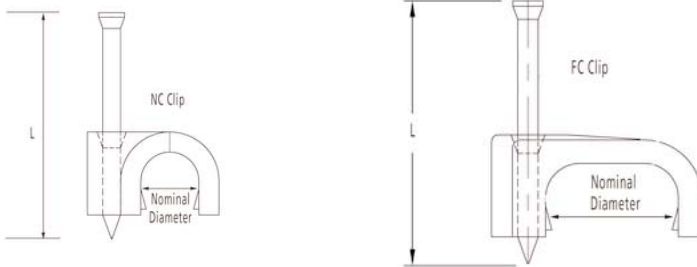
Nail Clips

HellermannTyton nail clips are easy to use and highly reliable. The tough, precision engineered clips hold wire and cable securely in place. The nail is hardened for driving into wood, masonry joints, cinder block and mortar. The nails are also perpendicular to the work surface and are driven in straight, greatly reducing cracking. The nail clips do not have sharp edges, which reduce the chance of cutting cable jackets or sheaths and causing signal loss.



Material Data

Material **Polyethylene (PE), Steel (ST)**



Product Selection

Article No.	Part No.	Type	Nominal Ø in. (mm)	Length (L) in. (mm)	Application	Color	Pkg. Qty.
148-00005	NC3.50	NC3.5	.138" (3.5)	.630" (16)	14# Ground Wire, Telecom 1 pair	Black	100
148-00006	NC3.510	NC3.5	.138" (3.5)	.630" (16)		White	100
148-00007	NC50	NC5	.197" (5)	.630" (16)	Telecom 4 pair	Black	100
148-00008	NC510	NC5	.197" (5)	.630" (16)		White	100
148-00009	NC60	NC6	.236" (6)	.630" (16)	Telecom 6 pair, RG59	Black	100
148-00010	NC610	NC6	.236" (6)	.630" (16)		White	100
148-00011	NC70	NC7	.276" (7)	.787" (20)	RG6 and RG59 Double Shielded	Black	100
148-00012	NC710	NC7	.276" (7)	.787" (20)		White	100
148-00013	NC80	NC8	.315" (8)	.787" (20)	Telecom 10 pair RG7, and RG6 Double and Quad Shielded	Black	100
148-00014	NC810	NC8	.315" (8)	.787" (20)		White	100
148-00015	NC90	NC9	.354" (9)	.787" (20)	Telecom 12 pair	Black	100
148-00016	NC910	NC9	.354" (9)	.787" (20)		White	100
148-00003	NC110	NC11	.433" (11)	.984" (25)	Telecom 25 pair	Black	100
148-00004	NC1110	NC11	.433" (11)	.984" (25)		White	100
148-00017	FC140	FC14	.551" (14)	.984" (25)	RG59 and RG6 Flat Twin and Ground	Black	100
148-00018	FC1410	FC14	.551" (14)	.984" (25)		White	100

Dimensions are approximate and subject to technical changes. Use **Part No.** for ordering and **Type** for specification purposes.

Masonry Clips

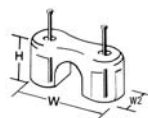
Masonry clips are a low cost, easy method for mounting station wire and PBX cable to cinder block, masonry, and other forms of concrete. Two steel pins are molded into them, except for M63-3, which is specially designed with only one pin for routing near corners.



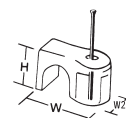
Material Data	
Material	Polycarbonate (PC)
Color	Transparent
Flammability	UL94 V0



M63-1



M63-2



M63-3


Product Selection		Type	Width (W)		Width (W2)		Height (H)		Pkg. Qty.
Article No.	Part No.		in. (mm)	in. (mm)	in. (mm)	in. (mm)	in. (mm)		
148-00019	M63-1C2	M63-1	.187" (4.75)	.250" (6.35)	.250" (6.35)	.250" (6.35)	.250" (6.35)	100	
148-00020	M63-2C2	M63-2	.500" (12.70)	.500" (12.70)	.500" (12.70)	.500" (12.70)	.500" (12.70)	100	
148-00021	M63-3C2	M63-3	.500" (12.70)	.500" (12.70)	.500" (12.70)	.500" (12.70)	.500" (12.70)	100	

Dimensions are approximate and subject to technical changes. Use **Part No.** for ordering and **Type** for specification purposes.

Siding Clips

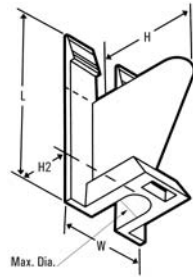
All siding clips offer low cost, efficient means of routing and retaining wire on aluminum and vinyl siding. The design eliminates the use of staples, nails, effectively eliminating the problems of corrosion.

All siding clips are compatible with current design of data, CATV and telco wire.



Material Data - Vertical and Horizontal Siding Clips		RoHS
Material	Polyamide 6.6 (PA66)	
Color	Gray	
Flammability	UL94 V2	

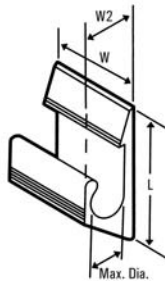
Vertical Clips - For use with Aluminum Siding



Product Selection			Max. Ø	Width (W)	Length (L)	Height (H)	Height (H2)	Pkg. Qty.
Article No.	Part No.	Type	in. (mm)	in. (mm)	in. (mm)	in. (mm)	in. (mm)	
151-00603	26-0200M4	26-0200	.24" (6.1)	.733" (18.62)	1.38" (35.05)	1" (25.4)	.370" (9.4)	1000

Dimensions are approximate and subject to technical changes. Use **Part No.** for ordering and **Type** for specification purposes.

Horizontal Clips - For use with Aluminum Siding

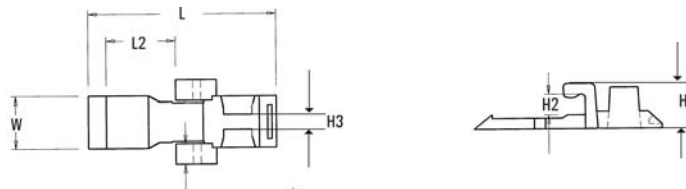


Product Selection			Max. Ø	Width (W)	Width (W2)	Length (L)	Pkg. Qty.
Article No.	Part No.	Type	in. (mm)	in. (mm)	in. (mm)	in. (mm)	
151-00600	16-0109M4	16-0109	.10" (2.54)	.368" (9.35)	.230" (5.84)	.780" (19.81)	1000
151-00602	26-0100M4	26-0100	.24" (6.1)	.500" (12.7)	.370" (9.4)	.830" (21.08)	1000

Dimensions are approximate and subject to technical changes. Use **Part No.** for ordering and **Type** for specification purposes.

Horizontal or Vertical Clips - For use with Aluminum or Vinyl Siding

Material Data - Telecom Siding Clips		RoHS
Material	Polycarbonate (PC)	
Color	Transparent	
Flammability	UL94 V0	



Product Selection			Width (W)	Length (L)	Length (L2)	Height (H)	Height (H2)	Height (H3)	Pkg. Qty.
Article No.	Part No.	Type	in. (mm)	in. (mm)	in. (mm)	in. (mm)	in. (mm)	in. (mm)	
For use with Aluminum Siding - Max. Wire Width - .10" Vertical and .15" Horizontal									
151-00601	16-0112M4	16-0112	.375" (9.53)	1.140" (28.96)	.185" (4.7)	.300" (7.62)	.15" (3.81)	.10" (.10)	1000
For use with Vinyl Siding - Max. Wire Width - .10" Vertical and .15" Horizontal									
151-00283	16-0112VM4	16-0112V	.384" (9.75)	1.370" (34.8)	.510" (12.95)	.300" (7.62)	.15" (3.81)	.10" (.10)	1000

Dimensions are approximate and subject to technical changes. Use **Part No.** for ordering and **Type** for specification purposes.