

## Metal Backshell

Metal Backshells provide strain relief. Various profiles available for different cable routing requirements.

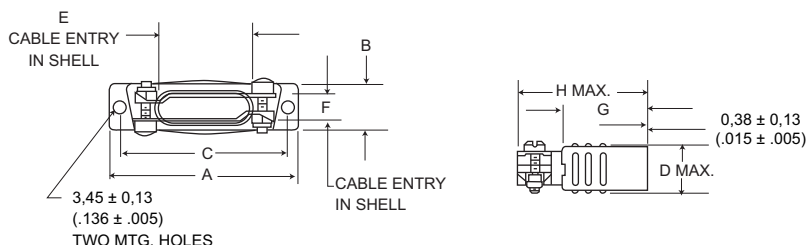
### Product Features

Qualified to MIL-Spec M85049

### Materials and Finishes

|                     |   |
|---------------------|---|
| Backshell Material: | Low Carbon Steel or Brass                       |
| Backshell Finish:   | Chromate over Cadmium (Mil Spec) or Zinc (RoHS) |
| Hardware Material:  | Steel   |

## Deep Straight Clamp



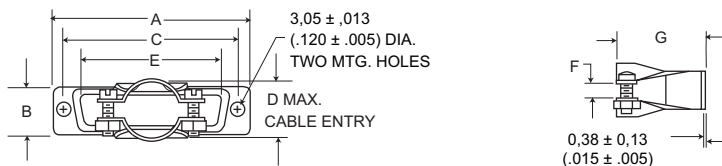
- Kit consists of 1 shell, 2 cable clamps, 2 screws, 2 hex nuts.

| Shell Size | RoHS Compliant Part Number | Mil-Spec Parts (Brass) |             | Brass                     |             |
|------------|----------------------------|------------------------|-------------|---------------------------|-------------|
|            |                            | Mil-Spec Part Number   | Part Number | 50 μ in. Gold over Copper | Part Number |
| DE         | DE24657-29                 | M85049/48-1-6F         | DE24657-5   | DE24657-16                |             |
| DA         | DA24658-28                 | M85049/48-1-7F         | DA24658-2   | DA24658-15                |             |
| DB         | DB24659-27                 | M85049/48-1-8F         | DB24659-2   | DB24659-15                |             |
| DC         | DC24660-27                 | M85049/48-1-9F         | DC24660-11  | DC24660-16                |             |
| DD         | DD24661-27                 | M85049/48-1-10F        | DD24661-4   | DD24661-13                |             |

| Shell Size | Layout | Part Number | Mil Spec Part Number* | A ±0,38 (.015) | B ±0,572 (.0225) | C ±0,38 (.015) | D max.       | E ±0,38 (.015) | F ±0,38 (.015) | G ±0,38 (.015) | H max.        |
|------------|--------|-------------|-----------------------|----------------|------------------|----------------|--------------|----------------|----------------|----------------|---------------|
| DE         | 9      | DE24657     | M85049/48-1-1F        | 30,56 (1.203)  | 12,484 (.4915)   | 24,99 (.984)   | 14,68 (.578) | 9,53 (.375)    | 9,53 (.375)    | 19,05 (.750)   | 31,75 (1.250) |
| DA         | 15     | DA24658     | M85049/48-1-2F        | 38,89 (1.531)  | 12,484 (.4915)   | 33,32 (1.312)  | 14,68 (.578) | 18,11 (.713)   | 7,93 (.312)    | 19,05 (.750)   | 31,75 (1.250) |
| DB         | 25     | DB24659     | M85049/48-1-3F        | 52,78 (2.078)  | 12,484 (.4915)   | 47,04 (1.852)  | 14,68 (.578) | 25,40 (1.000)  | 7,93 (.312)    | 25,40 (1.000)  | 39,70 (1.563) |
| DC         | 37     | DC24660     | M85049/48-1-4F        | 69,04 (2.718)  | 12,484 (.4915)   | 63,50 (2.500)  | 14,68 (.578) | 34,93 (1.375)  | 7,93 (.312)    | 25,40 (1.000)  | 39,70 (1.563) |
| DD         | 50     | DD24661     | M85049/48-1-5F        | 66,68 (2.625)  | 15,253 (.6005)   | 61,11 (2.406)  | 17,45 (.578) | 35,71 (1.406)  | 10,31 (.406)   | 28,57 (1.125)  | 42,88 (1.688) |

\* Parts ordered with no suffix or "Z" suffix will be substituted with "F" suffix.

## Round Cable Clamp



- Kit consists of 1 shell, 2 cable clamps, 2 screws, 2 hex nuts.

| Shell Size | RoHS Compliant Part Number | Mil-Spec Parts (Brass) |             | Brass                     |             |
|------------|----------------------------|------------------------|-------------|---------------------------|-------------|
|            |                            | Mil-Spec Part Number   | Part Number | 50 μ in. Gold over Copper | Part Number |
| DE         | DE44994-14                 | M85049/48-2-6F         | DE44994-3   | DE44994-2                 |             |
| DA         | DA20961-26                 | M85049/48-2-7F         | DA20961-3   | DA20961-16                |             |
| DB         | DB20962-30                 | M85049/48-2-8F         | DB20962-8   | DB20962-18                |             |
| DC         | DC20963-27                 | M85049/48-2-9F         | DC20963-8   | DC20963-17                |             |
| DD         | DD20964-32                 | M85049/48-2-10F        | DD20964-8   | DD20964-19                |             |

| Shell Size | Layout | Part Number | Mil Spec Part Number* | A ±0,38 (.015) | B ±0,572 (.0225) | C ±0,38 (.015) | D max.       | E ±0,38 (.015) | F ±0,38 (.015) | G ±0,76 (.030) |
|------------|--------|-------------|-----------------------|----------------|------------------|----------------|--------------|----------------|----------------|----------------|
| DE         | 9      | DE44994     | M85049/48-2-1F        | 30,68 (1.208)  | 12,70 (.500)     | 24,99 (.984)   | 10,31 (.406) | 16,79 (.661)   | 3,18 (.125)    | 26,18 (1.031)  |
| DA         | 15     | DA20961     | M85049/48-2-2F        | 38,89 (1.531)  | 12,70 (.500)     | 33,33 (1.312)  | 10,31 (.406) | 24,99 (.984)   | 3,18 (.125)    | 26,18 (1.031)  |
| DB         | 25     | DB20962     | M85049/48-2-3F        | 52,78 (2.078)  | 12,70 (.500)     | 47,04 (1.852)  | 15,06 (.593) | 38,48 (1.515)  | 4,75 (.187)    | 26,98 (1.062)  |
| DC         | 37     | DC20963     | M85049/48-2-4F        | 69,04 (2.718)  | 12,70 (.500)     | 63,50 (2.500)  | 18,23 (.718) | 55,14 (2.171)  | 6,35 (.250)    | 26,98 (1.062)  |
| DD         | 50     | DD20964     | M85049/48-2-5F        | 66,68 (2.625)  | 15,47 (.609)     | 61,11 (2.406)  | 20,62 (.812) | 53,16 (2.093)  | 7,92 (.312)    | 26,98 (1.062)  |

\* Parts ordered with no suffix or "Z" suffix will be substituted with "F" suffix.

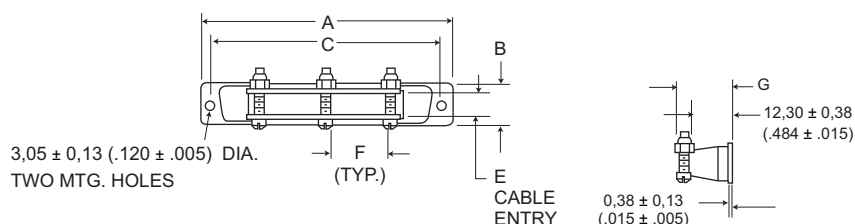
Dimensions shown in mm (inch)  
Specifications and dimensions subject to change



## Short Straight Clamp



- Kit consists of 1 shell, 2 or 3 screws, 2 or 3 hex nuts



| Shell Size | RoHS Compliant Part Number | Mil-Spec Parts (Brass) |             | Brass                     |
|------------|----------------------------|------------------------|-------------|---------------------------|
|            |                            | Mil-Spec Part Number   | Part Number | 50 μ in. Gold over Copper |
| DA         | DA19678-212                | M85049/48-3-7F         | DA19678-38  | DA19678-167               |
| DB         | DB19678-213                | M85049/48-3-8F         | DB19678-53  | DA19678-168               |
| DC         | DC19678-214                | M85049/48-3-9F         | DC19678-85  | DA19678-138               |
| DD         | DD19678-214                | M85049/48-3-10F        | DD19678-55  | DA19678-161               |

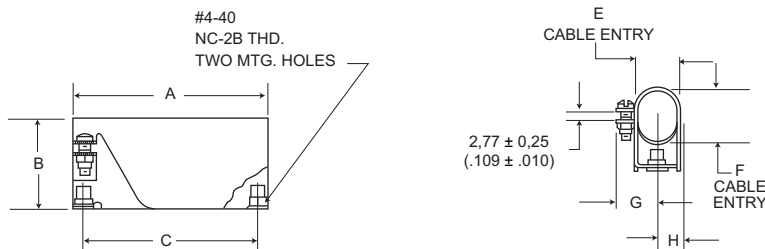
| Shell Size | Layout | Part Number | Mil Spec Part Number* | No. of Cable Locking Screws Included | A ±0,38 (.015) | B ±0,38 (.015) | C ±0,13 (.005) | E ±0,38 (.015) | F ±0,38 (.015) | G ±0,98 (.035) |
|------------|--------|-------------|-----------------------|--------------------------------------|----------------|----------------|----------------|----------------|----------------|----------------|
| DA         | 15     | DA19678-1   | M85049/48-3-2F        | 2                                    | 38,88 (1.531)  | 12,70 (.500)   | 33,33 (1.312)  | 7,51 (.296)    | 7,93 (.312)    | 16,36 (.644)   |
| DB         | 25     | DB19678-2   | M85049/48-3-3F        | 2                                    | 52,78 (2.078)  | 12,70 (.500)   | 47,04 (1.852)  | 7,51 (.296)    | 20,22 (.796)   | 16,36 (.644)   |
| DC         | 37     | DC19678-3   | M85049/48-3-4F        | 3                                    | 69,04 (2.718)  | 12,70 (.500)   | 63,50 (2.500)  | 7,51 (.296)    | 17,45 (.687)   | 16,36 (.644)   |
| DD         | 50     | DD19678-4   | M85049/48-3-5F        | 3                                    | 66,68 (2.625)  | 15,47 (.690)   | 61,11 (2.406)  | 9,91 (.390)    | 17,45 (.687)   | 17,63 (.694)   |

\* Parts ordered with no suffix or "Z" suffix will be substituted with "F" suffix.

## 90° Entry



- Kit consists of 1 shell, 1 cable clamp, 1 screw, 1 nut, 2 rivnuts (assembled)



| Shell Size | RoHS Compliant Part Number | Mil-Spec Parts (Brass) |             | Brass                     |
|------------|----------------------------|------------------------|-------------|---------------------------|
|            |                            | Mil-Spec Part Number   | Part Number | 50 μ in. Gold over Copper |
| DE         | DE19977-72                 | M85049/50-6F           | DE19977-20  | DE19977-47                |
| DA         | DA19977-68                 | M85049/50-7F           | DA19977-6   | DE19977-40                |
| DB         | DB19977-69                 | M85049/50-8F           | DB19977-17  | DE19977-43                |
| DC         | DC19977-70                 | M85049/50-9F           | DC19977-18  | DE19977-45                |
| DD         | DC19977-71                 | M85049/50-10F          | DD19977-19  | DE19977-44                |

| Shell Size | Layout | Part Number | Mil Spec Part Number* | A ±0,38 (.015) | B ±0,38 (.015) | C ±0,13 (.005) | E ±0,38 (.015) | F ±0,38 (.015) | G ±0,98 (.035) | H           |
|------------|--------|-------------|-----------------------|----------------|----------------|----------------|----------------|----------------|----------------|-------------|
| DE         | 9      | DE19977-5   | M85049/50-1F          | 30,56 (1.203)  | 18,24 (.718)   | 24,99 (.984)   | 11,10 (.437)   | 11,10 (.437)   | 11,89 (.468)   | 7,14 (.281) |
| DA         | 15     | DA19977-1   | M85049/50-2F          | 38,89 (1.531)  | 12,70 (.500)   | 33,33 (1.312)  | 11,10 (.437)   | 11,10 (.437)   | 11,89 (.468)   | 7,14 (.281) |
| DB         | 25     | DB19977-2   | M85049/50-3F          | 52,78 (2.078)  | 12,70 (.500)   | 47,04 (1.852)  | 11,10 (.437)   | 15,88 (.625)   | 11,89 (.468)   | 7,14 (.281) |
| DC         | 37     | DC19977-3   | M85049/50-4F          | 69,04 (2.718)  | 12,70 (.500)   | 63,50 (2.500)  | 11,10 (.437)   | 20,63 (.812)   | 11,89 (.468)   | 7,14 (.281) |
| DD         | 50     | DD19977-4   | M85049/50-5F          | 66,68 (2.625)  | 15,47 (.690)   | 61,11 (2.406)  | 14,28 (.562)   | 23,01 (.906)   | 13,47 (.531)   | 8,71 (.343) |

\* Parts ordered with no suffix or "Z" suffix will be substituted with "F" suffix.