





(1,00 mm) .0394"



FTMH-116-02-L-DV-P



SMT MICRO TERMINAL STRIPS

SPECIFICATIONS

For complete specifications and recommended PCB layouts see www.samtec.com?FTMH or www.samtec.com?FTM

Insulator Material:
Black Liquid Crystal Polymer
Terminal Material:
Phosphor Bronze
Current Rating (FTMH/CLM):
2.8 A per pin
(1 pin powered per row)
Operating Temp Range:
-55°C to +125°C
Plating:
Sn or Au over
50µ" (1.27 µm) Ni
RoHS Compliant:
Yes

Processing:
Lead-Free Solderable:
Yes
-DV Lead Coplanarity:
(0,10 mm) .004" max
-DH Lead Coplanarity:
(0,10 mm) .004" max (05-25)
(0,15 mm) .006" max (26-50)

RECOGNITIONS

For complete scope of recognitions see www.samtec.com/quality

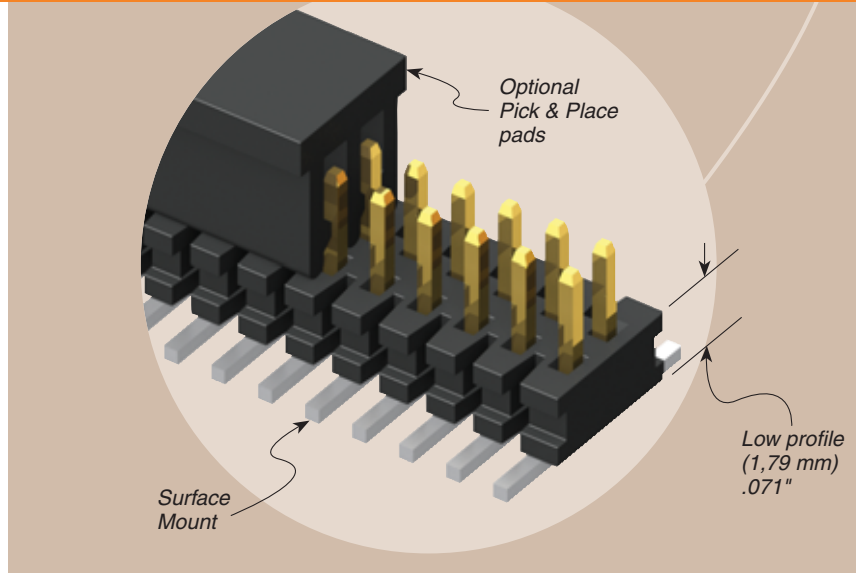


ALSO AVAILABLE (MOQ Required)

- End shrouds with board locks
 - Molded end shrouds for 05 through 08 positions
 - Other platings
- Contact Samtec.

Note: Some lengths, styles and options are non-standard, non-returnable.

Mates with:
CLM, MLE



TYPE STRIP	1	NO. PINS PER ROW	LEAD STYLE	PLATING OPTION
FTMH = SMT Micro		FTMH = 05 thru 50	-02 = (1,91 mm) .075" Post (Mates with MLE)	-F = Gold flash on post, Matte Tin on tail
FTM = Micro Low Profile		FTM = 02 thru 50 (unshrouded) = 05 thru 46 (shrouded)	-03 = (1,65 mm) .065" Post (Mates with CLM)	-L = 10µ" (0,25 µm) Gold on post, Matte Tin on tail


FTMH	
OPTION	B
-ES	(1,57) .062
-EC	(4,06) .160
-EP	(5,49) .216

FTMH	
LEAD STYLE	A
-02	(1,91) .075
-03	(1,65) .065


Due to technical progress, all designs, specifications and components are subject to change without notice.

WWW.SAMTEC.COM


FTMH-122-02-F-DV-EC




FTMH-135-02-F-DH




FTMH-120-02-L-DV



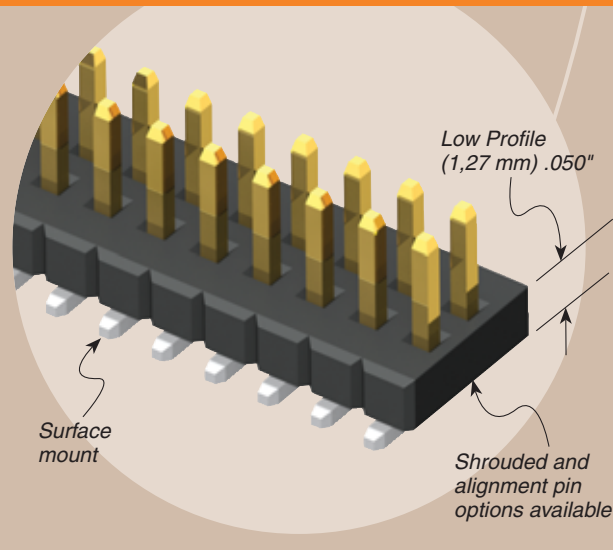

FTMH-125-02-L-DV



FTMH-128-03-L-DV-EP

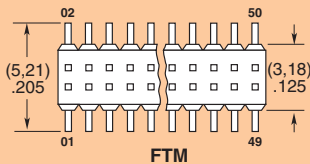


FTMH, FTM SERIES



ROW OPTION

- DV = Dual Vertical
- DH = Dual Horizontal (FTMH only)



FLEX SHROUD OPTIONS

(FTMH-DV only with 9 pins/row minimum)

- ES = End Shroud
- EC = End Shroud with Locking Clip (Manual placement required)
- EP = End Shroud with Guide Post (Use only when mating with CLM)

(FTM only)

- S = End Shroud (05 positions minimum). Molded or press fit shroud at Samtec's discretion (See assembly print at www.samtec.com?FTM for dimensions)

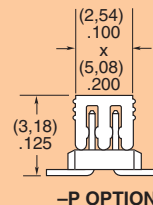
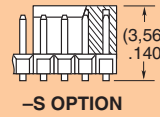
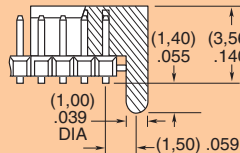
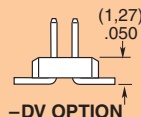
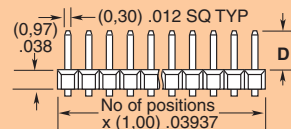
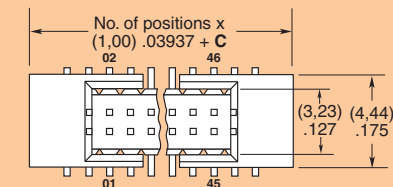
- SA = End Shroud with Alignment Pins (05 through 46 positions)

OTHER OPTIONS

- A = Alignment Pin (3 positions minimum) Metal or plastic at Samtec discretion (FTMH-DV only)
- K = (2,50 mm) .098" DIA Polyimide Film Pick & Place Pad (FTMH-DH only)
- P = Plastic Pick & Place Pad (-DV only) (6 positions minimum)
- TR = Tape & Reel

FTM	
OPTION	C
-S	(7,00) .276
-SA	(4,00) .157

FTM	
LEAD STYLE	D
-02	(1,91) .075
-03	(1,65) .065



Shrouded options removed for clarity

Due to technical progress, all designs, specifications and components are subject to change without notice.

WWW.SAMTEC.COM

SAMTEC USA • Tel: +1-800-SAMTEC-9 or +1-812-944-6733 SAMTEC NORTHERN CALIFORNIA • Tel: +1-408-395-5900 SAMTEC SOUTHERN CALIFORNIA • Tel: +1-800-726-8329
 SAMTEC SOUTH AMERICA • Tel: +55 31 3786 3227 SAMTEC UNITED KINGDOM • Tel: +44 01236 739292 SAMTEC GERMANY • Tel: +49 (0) 89 / 89460-0
 SAMTEC FRANCE • Tel: +33 1 60 95 06 60 SAMTEC ITALY • Tel: +39 039 6890337 SAMTEC NORDIC/BALTIC • Tel: +46 8 4477280 SAMTEC BENELUX • Tel: +44 01236 739292
 SAMTEC ISRAEL • Tel: +972 3 7526600 SAMTEC INDIA • Tel: +91 80 3272 1612 SAMTEC ANZ • Tel: +613 9580 0683 SAMTEC SINGAPORE • Tel: +65 6745 5955 SAMTEC JAPAN • Tel: +81 45 475 1385
 SAMTEC SHANGHAI • Tel: +86 21 6083 3766 SAMTEC SHENZHEN • Tel: +86 755 83776780 SAMTEC TAIWAN • Tel: +886 2 2735 6109 SAMTEC HONG KONG • Tel: +852 26904658 SAMTEC KOREA • Tel: +82 31 717 5685