

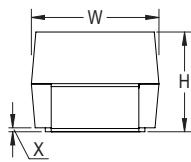
Sample Kit Contents

| KEMET Part Number | Case Code/ Case Size | Rated Cap | Rated Voltage | DC Leakage | ESR | Quantity |
|--------------------|----------------------|-----------|---------------|--------------------------|------------------------|----------|
| | KEMET/EIA | µF | VDC @ 40°C | µA @ +20°C Max/5 Minutes | mΩ @ +20°C 100 kHz Max | |
| T490A107M004ATE500 | A/3216-18 | 100 | 4 | 4.0 | 0.5 | 10 |
| T490T476M006ATE800 | T/3528-12 | 47 | 6 | 2.8 | 0.8 | 10 |
| T490B337M006ATE800 | B/3528-21 | 330 | 6 | 19.8 | 0.8 | 10 |
| T490T476M010ATE1K0 | T/3528-12 | 47 | 10 | 4.7 | 1.0 | 10 |
| T490B157M010ATE500 | B/3528-21 | 150 | 10 | 15.0 | 0.5 | 10 |

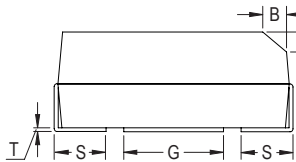
Dimensions – Millimeters (Inches)

Metric will govern

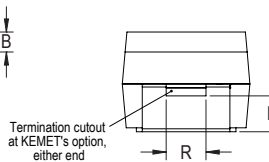
CATHODE (-) END VIEW



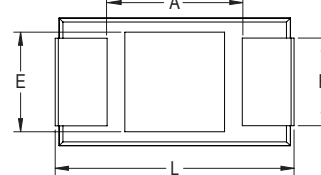
SIDE VIEW



ANODE (+) END VIEW



BOTTOM VIEW



| Case Size | | Component | | | | | | | | | | | | |
|-----------|---------|----------------------------|----------------------------|----------------------------|-----------------|-----------------|----------------------|------------------------------|------------|------------|-------------|------------|------------|------------|
| KEMET | EIA | L* | W* | H* | F* ±0.1 ±(.004) | S* ±0.3 ±(.012) | B* ±0.15 (Ref) ±.006 | X (Ref) | P (Ref) | R (Ref) | T (Ref) | A (Min) | G (Ref) | E (Ref) |
| A | 3216-18 | 3.2 ±0.2 (0.126 ±0.008) | 1.6 ±0.2 (0.063 ±0.008) | 1.6 ±0.2 (0.063 ±0.008) | 1.2 (.047) | 0.8 (.031) | 0.4 (.016) | 0.10 ± 0.10 (.004 ± .004) | 0.4 (.016) | 0.4 (.016) | 0.13 (.005) | 0.8 (.31) | 1.1 (.043) | 1.3 (.051) |
| B | 3528-21 | 3.5 ±0.2 (0.138 ±0.008) | 2.8 ±0.2 (0.110 ±0.008) | 1.9 ±0.2 (0.075 ±0.008) | 2.2 (.087) | 0.8 (.031) | 0.4 (.016) | 0.10 ± 0.10 (.004 ± .004) | 0.5 (.020) | 1.0 (.039) | 0.13 (.005) | 1.1 (.043) | 1.8 (.071) | 2.2 (.087) |
| T | 3528-12 | 3.5 ±0.2 (0.138 ±0.008) | 2.8 ±0.2 (0.110 ±0.008) | 1.2 (0.047) | 2.2 (.087) | 0.8 (.031) | n/a | 0.05 (.002) | n/a | n/a | 0.13 (.005) | 1.1 (.043) | 1.8 (.071) | 2.2 (.087) |

Notes: (Ref) – Dimensions provided for reference only. No dimensions are provided for B, P or R because low profile cases do not have a bevel or a notch.

* MIL-PRF-55365/8 specified dimensions