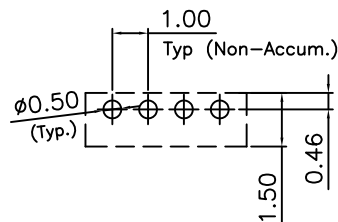
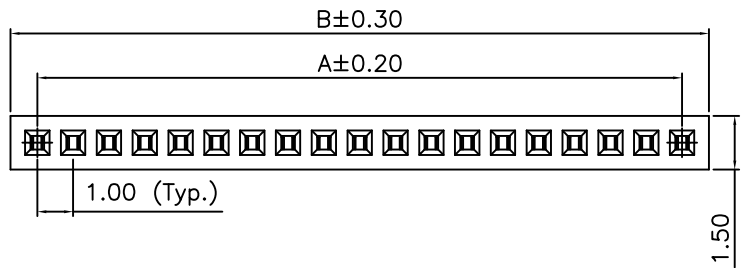
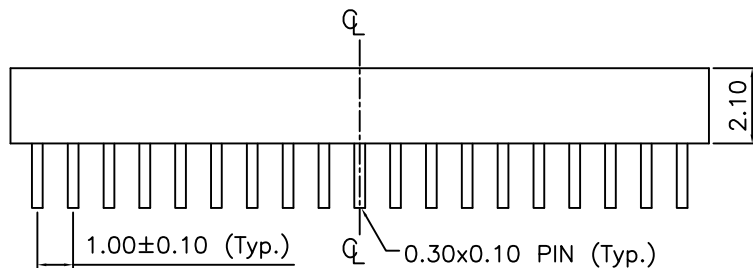
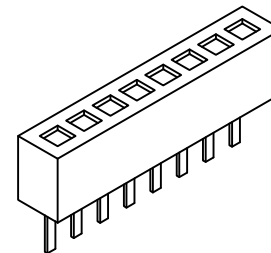
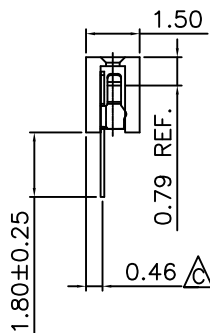


A  
B  
C  
D  
E  
F  
G  
H



RECOMMENDED PCB LAYOUT  
GENERAL TOL: ±0.05



CONTACTS	DIMENSIONS	
	A	B
2	1.00	2.50
3	2.00	3.50
4	3.00	4.50
5	4.00	5.50
6	5.00	6.50
7	6.00	7.50
8	7.00	8.50
9	8.00	9.50
10	9.00	10.50
11	10.00	11.50
12	11.00	12.50
13	12.00	13.50
14	13.00	14.50
15	14.00	15.50
16	15.00	16.50
17	16.00	17.50
18	17.00	18.50
19	18.00	19.50
20	19.00	20.50
21	20.00	21.50
22	21.00	22.50
23	22.00	23.50
24	23.00	24.50
25	24.00	25.50
26	25.00	26.50
27	26.00	27.50
28	27.00	28.50
29	28.00	29.50
30	29.00	30.50
31	30.00	31.50
32	31.00	32.50
33	32.00	33.50
34	33.00	34.50
35	34.00	35.50
36	35.00	36.50
37	36.00	37.50
38	37.00	38.50
39	38.00	39.50
40	39.00	40.50

SPECIFICATIONS 规格:

CURRENT RATING 电流额定值: 1 AMP  
 INSULATOR RESISTANCE 绝缘电阻值: 1000 MEGOHMS MIN.  $\Delta$   
 DIELECTRIC WITHSTANDING 耐电压: AC 300 V  $\Delta$   
 CONTACT RESISTANCE 接触电阻值: 40m $\Omega$  Max.  
 OPERATING TEMPERATURE 工作温度: -40°C TO +105°C  
 CONTACT MATERIAL 端子物料: PHOSPHOR BRONZE  
 INSULATOR MATERIAL 绝缘体物料:  
 STANDARD 标准物料: POLYESTER 聚酯, LCP, UL 94-V0  
 SOLDERING PROCESS 可焊性:  
 LCP (STANDARD 标准物料) -  
 IR REFLOW 回流焊: 260°C for 10 sec.  
 WAVE 波峰焊: 250°C for 5-10 sec  
 MANUAL SOLDER 人工焊接: 350°C for 3-5 sec

MATES WITH 配套之母座 (SUBJECT TO PIN LENGTH 在端子长度适合的条件下):

BC020 BC025 BC030 BC032 BC034

By	ASE	SA	SA	SA
DETAIL	DRAWING RELEASE	AMENDMENT TO PLATING OPTIONS AND SPEC	ADDITIONAL DIMENSION ADDED TO SIDE VIEW	PCNBC065-001
REV DATE	A 20/05/08	B 21/12/09	C 23/07/10	D 18/03/11

Ordering Grid  
 BC065-XX-X-L-X

No. of Contacts  
02 to 40

Contact Plating  
 A = Gold Flash All Over  
 C = Tin All Over  
**Standard = Gold Flash All Over**

REQUEST SAMPLES AND QUOTATION

Packing Options  
**D = Tube (Standard)**  
 E = Tube with Cap  
 F = Tube with Film  
 G = Plastic Box  
 For 2, 3 and 4 contact connectors option G only  
**L = LCP (Standard)**



Tolerances (Except as noted)		Part Number:-	Date:-
Dimensions in mm		BC065	20 MAY 08
X. ± 0.30	X° ± 5°	Description:- 1.00mm PITCH SOCKET, SINGLE ROW, THROUGH HOLE, VERTICAL	
X.X ± 0.25	X° ± 3°		
X.XX ± 0.15	XX° ± 2°		
X.XXX ± 0.10	XXX° ± 1°		
Third Angle Projection		© THIS DRAWING IS CONFIDENTIAL AND MUST NOT BE COPIED OR DISCLOSED WITHOUT WRITTEN CONSENT	

**GCT**  
www.gct.co

Scale	Revision	Material	Drawn by	Sheet No.
NTS	D	See Note	ASE	E & OE 1/1

A  
B  
C  
D  
E  
F  
G  
H