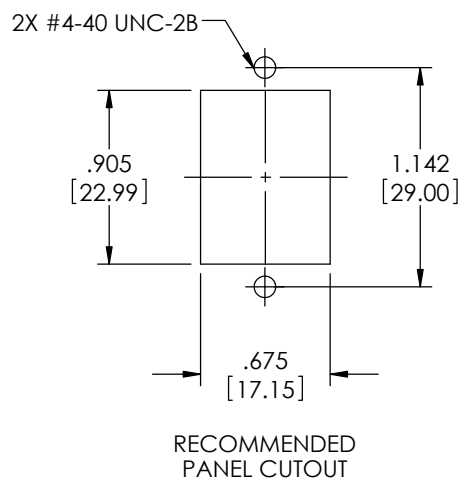
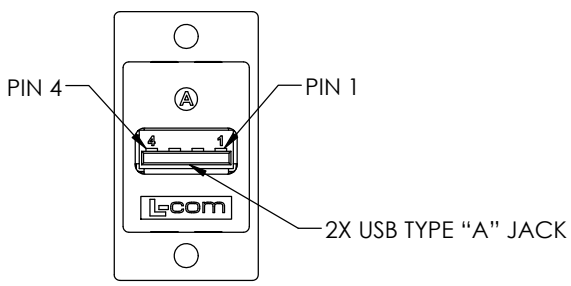
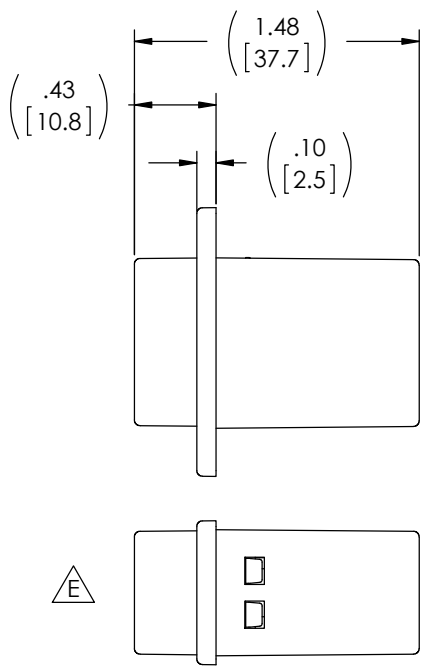
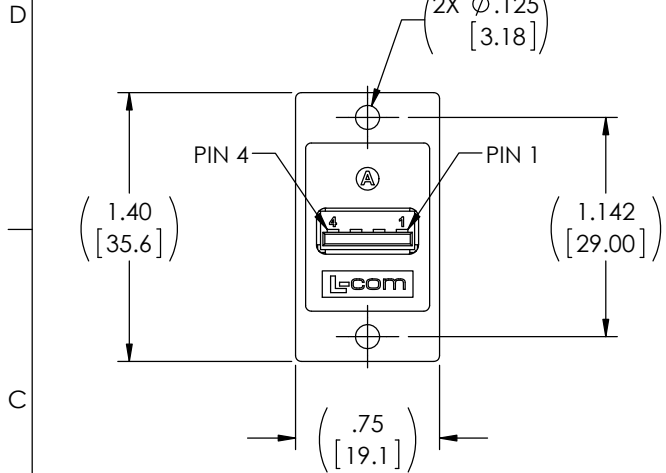


THE INFORMATION CONTAINED IN THIS DRAWING IS THE SOLE PROPERTY OF L-COM, INC. ANY REPRODUCTION IN PART OR WHOLE WITHOUT THE WRITTEN PERMISSION OF L-COM, INC. IS PROHIBITED.

REVISIONS			
REV	DESCRIPTION	DATE	APPROVED
C	ECN 4260: CN RELEASE	9/15/09	D. CASTRO
D	ECN 6458: USE NEW LOGO, REVISE DIMS .33 TO .43, .670 TO .675	10/12/12	D.FRISIELLO
E	ECN 6692: ADDED BOTTOM VIEW FOR CLARITY, ADDED ROHS	2/20/13	D.FRISIELLO



NOTES:

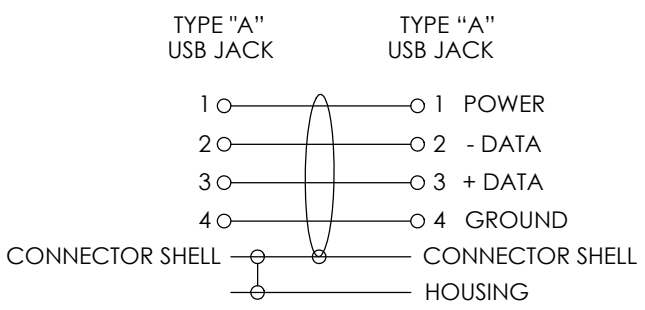
MATERIAL:
 COUPLER HOUSING: ABS, UL94V-0.
 CONNECTOR PLASTIC: PBT WITH GLASS FIBER
 CONNECTOR CONTACTS: BRASS
 CONNECTOR SHELL: BRASS
 PCB: EPOXY GLASS FP-4, 94V-0 FLAMMABILITY RATING

FINISH:
 COUPLER HOUSING: CHROME
 CONNECTOR CONTACTS: GOLD, 30μ MICRO INCH
 CONNECTOR SHELL: NICKEL

ENVIRONMENTAL:
 OPERATING TEMPERATURE: -20°C TO +80°C

PACKAGING:
 COMPONENT SHALL BE INDIVIDUALLY PACKAGED IN ACCORDANCE WITH L-COM SPECIFICATION PS-0031.

WIRING MAP



RoHS Compliant ✓

UNLESS OTHERWISE SPECIFIED, DIMENSIONS ARE IN INCHES [mm] OVERALL CABLE LENGTH TOLERANCE: ≤12 [305] = +1 [25] / -0 >12 [305] ≤60 [1524] = +2 [51] / -0 >60 [1524] ≤120 [3048] = +4 [102] / -0 >120 [3048] ≤300 [7620] = +6 [152] / -0 >300 [7620] = +3% / -0% ALL OTHER DIMENSIONAL TOLERANCES: .X = ±.2 .XX = ±.02 .XXX = ±.005	APPROVALS DRAWN BY E. STAUBLE CHECKED BY D. CASTRO APPROVED BY D. PARHAM	DATE 2008.05.12 2008.05.13 2008.05.14	45 BEECHWOOD DRIVE NORTH ANDOVER, MA 01845	CATEGORY USB	
	CONFIGURATION DETAILS OF UNDIMENSIONED FEATURES MAY VARY			PRODUCT DESCRIPTION USB A-A PANEL ADPT SHIELDED	
	PROJECTION 	COLOR VARIATIONS MAY OCCUR	SIZE A	FSCM NO. 43321	DWG. NO. ECF504-UAAS
	SCALE: NONE		CAD FILE: ECF504-UAAS.SLDRW	SHEET 1 OF 1	