

注記 NOTES

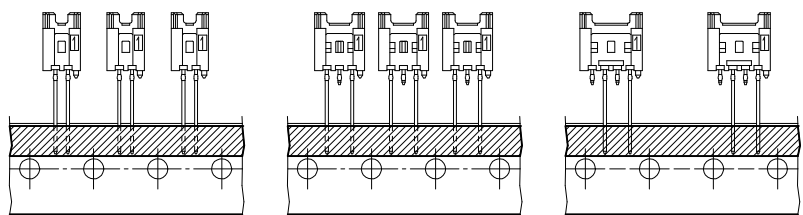
- △ 偶数極品に適用。
APPLIES ONLY TO EVEN NO. CKT. SIZES.
- 2. 嵌合相手：51103 シリーズ
MATES WITH:51103 SERIES.
- △ 累積ピッチの許容差は、20ピッチで ±1.0mm とする。
ACCUMULATED TOLERANCE IS TO BE ±1.0mm PER 20 PITCH.
- △ 粘着テープは台紙からはみ出さない事。
THE ADHESIVE TAPE SHOULD NOT BE PROTRUDED FROM THE BASE TAPE.
- △ リード線の曲がりの許容差は 1mm MAX. とする。
CAMBER OF THE LEADS : 1mm MAX.
- △ 測定位置は、コネクタの先端とする。
INCLINED POSITION FROM THE CENTER-LINE, SHOULD BE 1mm MAX. MEASURING SHOULD BE DONE, USING THE TOP OF BASE TAPE AS DATUM.
- △ 測定値は台紙の上端とし、リード線との間隔とする。
DIM. 3.85 AND DIM. 5 SHOULD BE MEASURED ON THE TOP OF BASE TAPE. DIMENSIONS ARE A SPACING BETWEEN THE CENTER-LINES.
- 8. 製品番号の下1桁は色を表します。
LAST DIGIT OF PART NUMBER INDICATES COLOR.
0 : 白 WHITE 1 : 黒 BLACK 2 : 赤 RED
3 : 黄 YELLOW 4 : 青 BLUE

400	9.95	25.4	22.4	20.7	17.5	53375-089*	8
	7.45	↑	19.9	18.2	15	↑	-079* 7
500	7.45	↓	17.4	15.7	12.5	↑	-069* 6
	4.95	↓	14.9	13.2	10	↑	-059* 5
900	4.95	25.4	12.4	10.7	7.5	↑	-049* 4
	2.45	12.7	9.9	8.2	5	↓	-039* 3
包装数量/箱 QTY/CARTON	2.45	12.7	7.4	5.7	2.5	53375-029*	2
						MATERIAL NO.	極数 NO. OF
					MODEL NO.	53375-**-9*	2

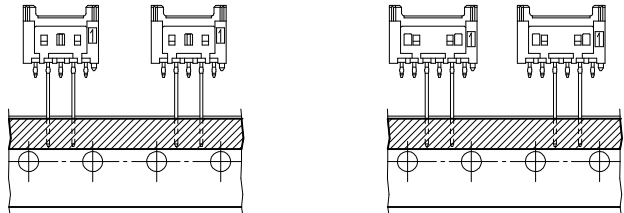
REVISED EC NO: J2008-3989 DRWN: MAKURAA 2008/06/23 CHKD: T. HARIYAMA 2008/06/23 APPR: NUKITA 2008/11/18	GENERAL TOLERANCES (UNLESS SPECIFIED)	
	10 UNDER	±0.2
	10 OVER 30 UNDER	±0.25
	30 OVER	±0.3
DESCRIPTION	ANGULAR	±3 °
REV	DRAFT WHERE APPLICABLE MUST REMAIN WITHIN DIMENSIONS	

DIMENSION STYLE MM ONLY	SCALE 3:1	DESIGN UNITS METRIC	THIRD ANGLE PROJECTION
DRAWN BY M. UMEDA	DATE 2005/01/21	TITLE 2.5 WIRE TO BOARD CONN. WAFER ASSY RADIAL TAPING -LEAD FREE-	
CHECKED BY K. TOYODA	DATE 2005/01/21	MOLEX INCORPORATED	
APPROVED BY N. UKITA	DATE 2005/01/21	MATERIAL NO. SEE TABLE	DOCUMENT NO. SD-53375-004
SIZE A3		THIS DRAWING CONTAINS INFORMATION THAT IS PROPRIETARY TO MOLEX INCORPORATED AND SHOULD NOT BE USED WITHOUT WRITTEN PERMISSION	
		SHEET NO. 1 OF 3	

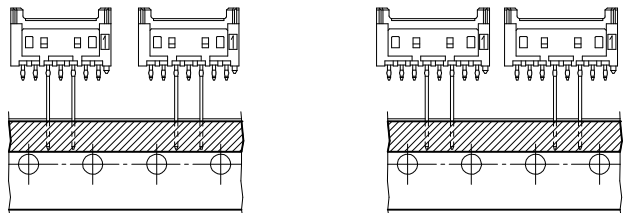
10 9 8 7 6 5 4 3 2 1



(2 極) (2 CKT.) (3 極) (3 CKT.) (4 極) (4 CKT.)

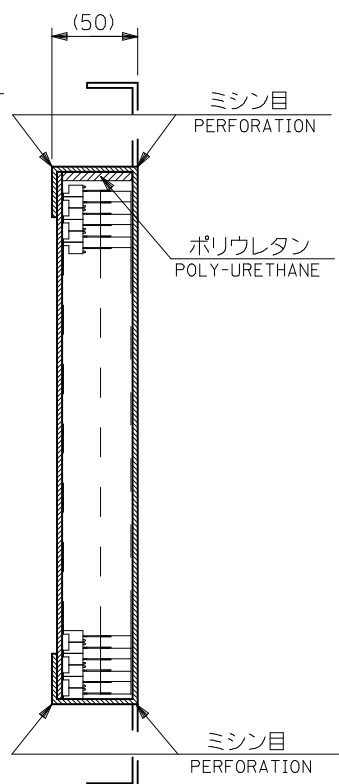
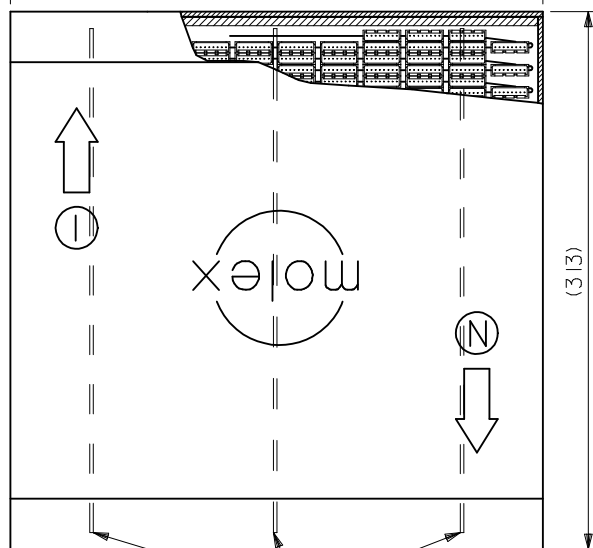
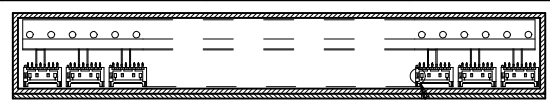
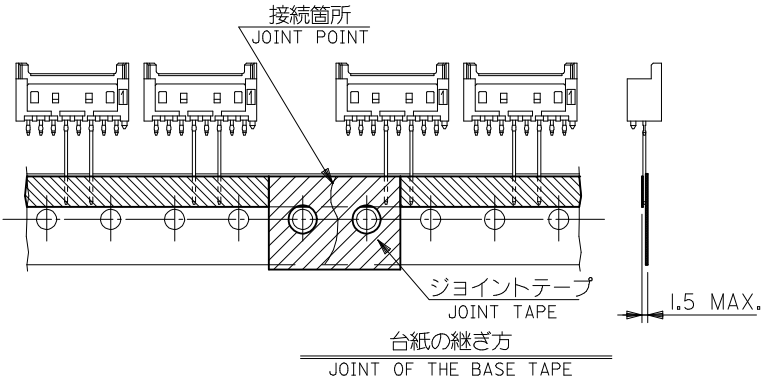


(5 極) (5 CKT.) (6 極) (6 CKT.)



(7 極) (7 CKT.) (8 極) (8 CKT.)

極数別テーピング状態図
CKT. TAPING FORM



注記 NOTES

1. 包装形態はつづら折りで箱詰め。
RADIAL TAPE IS FOLDED AND PILED IN THE CARTON.
2. テーピングの両端には、5個以上の送り穴を設けること。
BOTH ENDS OF TAPING, MORE THAN 5 FEEDING HOLES SHOULD BE PROVIDED.
3. コネクタの欠落数は、D寸法 (SHEET 1 OF 2 参照) が12.7の場合連続3個まで、25.4の場合1個とする。(折り目ごとの1個抜きも含む)
ALLOWABLE NUMBERS OF CONSECUTIVE MISSING CONNECTORS:
FOR CONNECTORS WHERE D=12.7,=3(REFER TO SHEET 1 OF 2)
FOR CONNECTORS WHERE D=25.4,=1
4. 台紙の継ぎ目のずれは、いかなる方向からも ±0.3以内とする。
MISMATCHED JOINT OF THE BASE TAPE SHOULD BE KEPT WITHIN ±0.3mm IN EVERY DIRECTIONS.
5. 図中以外の項目は、日本工業規格 JIS C0805 "電子部品のテーピング" を適用。
ITEMS UNLESS OTHERWISE SPECIFIED, JIS C 0805 (TAPING OF ELECTRONIC COMPONENTS) SHOULD BE APPLIED.

MODEL NO. 53375-***9*

REVISED EC NO: J2008-3989 DRWN: MAKURAA 2008/06/23 CHKD: T. HARUYAMA 2008/06/23 APPR: NUKITA 2008/11/18	GENERAL TOLERANCES (UNLESS SPECIFIED)		DIMENSION STYLE MM ONLY		SCALE ---	DESIGN UNITS METRIC	THIRD ANGLE PROJECTION
	10 UNDER	±0.2	DRAWN BY M. UEDA	DATE 2005/01/21	TITLE 2.5 WIRE TO BOARD CONN. WAFER ASS RADIAL TAPING -LEAD FREE-		
	10 OVER 30 UNDER	±0.25	CHECKED BY K. TOYODA	DATE 2005/01/21	MOLEX INCORPORATED		
	30 OVER	±0.3	APPROVED BY N. UKITA	DATE 2005/01/21	MATERIAL NO. SEE TABLE	DOCUMENT NO. SD-53375-004	SHEET NO. 2 OF 3
A	ANGULAR ±3 °	THIS DRAWING CONTAINS INFORMATION THAT IS PROPRIETARY TO MOLEX INCORPORATED AND SHOULD NOT BE USED WITHOUT WRITTEN PERMISSION					
	DRAFT WHERE APPLICABLE MUST REMAIN WITHIN DIMENSIONS		SIZE A3				

	53375-0893	53375-0892	53375-0891	53375-0890	8
		53375-0792		53375-0790	7
53375-0694	53375-0693	53375-0692		53375-0690	6
		53375-0592	53375-0591	53375-0590	5
		53375-0492	53375-0491	53375-0490	4
53375-0394	53375-0393	53375-0392	53375-0391	53375-0390	3
53375-0294	53375-0293	53375-0292	53375-0291	53375-0290	2
53375-***94 COLOR : BLUE	53375-***93 COLOR : YELLOW	53375-***92 COLOR : RED	53375-***91 COLOR : BLACK	53375-***90 COLOR : NATURAL (WHITE)	CKT.
MATERIAL No.					

REVISED EC NO: J2008-3989 DRWN:NAKURAA 2008/06/23 CHKD:T. HARUYAMA 2008/06/23 APPR:NUKITA 2008/11/18	GENERAL TOLERANCES (UNLESS SPECIFIED)		DIMENSION STYLE MM ONLY		SCALE 3:1	DESIGN UNITS METRIC	MODEL NO. 53375-***9*
	10 UNDER	±0.2	DRAWN BY M.UMEDA	DATE 2005/01/21	TITLE 2.5 WIRE TO BOARD CONN. WAFER ASSY RADIAL TAPING -LEAD FREE-		
	10 OVER 30 UNDER	±0.25	CHECKED BY K.TOYODA	DATE 2005/01/21			
	30 OVER	±0.3	APPROVED BY N.UKITA	DATE 2005/01/21			
ANGULAR ±3 °		MATERIAL NO. SEE TABLE		DOCUMENT NO. SD-53375-004		SHEET NO. 3 OF 3	
DRAFT WHERE APPLICABLE MUST REMAIN WITHIN DIMENSIONS		THIS DRAWING CONTAINS INFORMATION THAT IS PROPRIETARY TO MOLEX INCORPORATED AND SHOULD NOT BE USED WITHOUT WRITTEN PERMISSION					