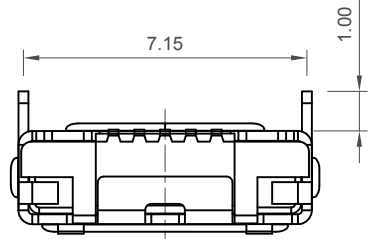
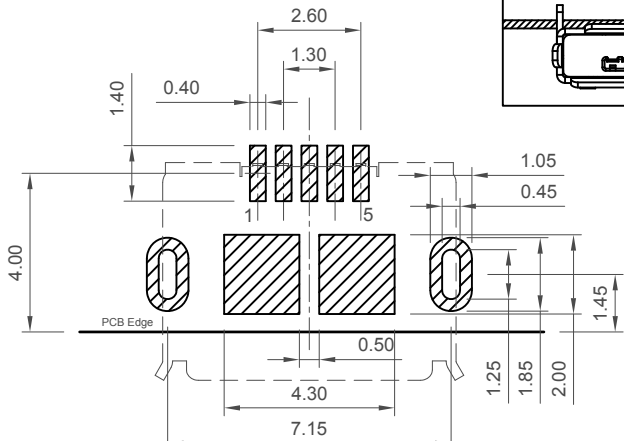
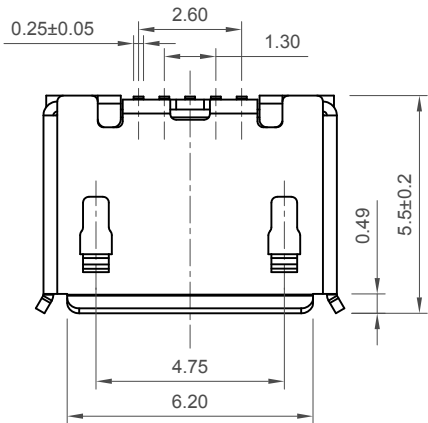
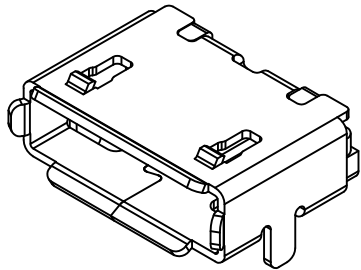
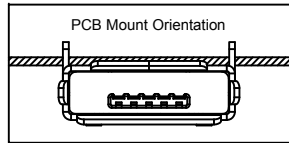


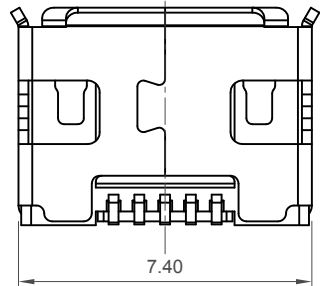
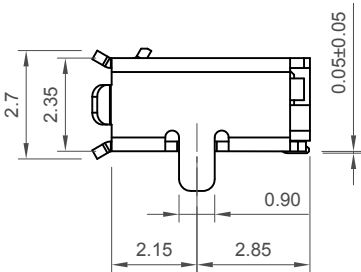
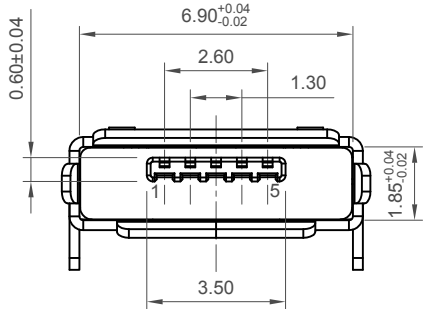
H  
G  
F  
E  
D  
C  
B  
A



Designed to comply with physical, electrical and environmental requirements of Micro USB Standard (USB2.0), A/B types support USB On-The-Go (OTG) interface.



**Recommended PCB Layout**  
General Tolerance: ±0.05  
as viewed from component side  
▨ Solder Area □ Component Outline



Ordering Grid  
**USB3090 - 30 - A**  
Contact Plating: 30 = 30u" Gold  
Packing Options: A = Tape & Reel (1.5K per Reel)  
Request Samples and Quotation

**Specifications 规格:**

- Materials 材料:**  
Plastic Housing 塑胶外壳: LCP, UL94V-0, Black, LCP, UL94V-0  
Contact Terminal 接触端子: Copper Alloy  
Metallic Shell 金属外壳: Stainless Steel SUS 304 T = 0.25mm
- Plating 电镀:**  
Underplating 底层电镀: 50µ" Nickel, 50µ"  
Finish 表面处理: Contact Area 接触面积: 30µ" Gold plating, 30µ"  
Solder Tails 焊接末端: Gold Flash  
Metallic Shell 金属外壳: Matte Tin

**Electrical 电气规格:**

- Voltage Rating 电压额定值: 100 V AC  
Current Rating 电流额定值: Signal(Pins 2,3,4): 1.0 A  
Power (Pins 1,5): 1.8A  
Operating Temperature 工作温度: -30°C to +85°C  
Contact Resistance 接触电阻值: 30 mΩ max.  
Insulating Resistance 绝缘电阻值: 1000 MΩ min.  
Dielectric Withstand Voltage 耐电压: 500 V AC/Minute

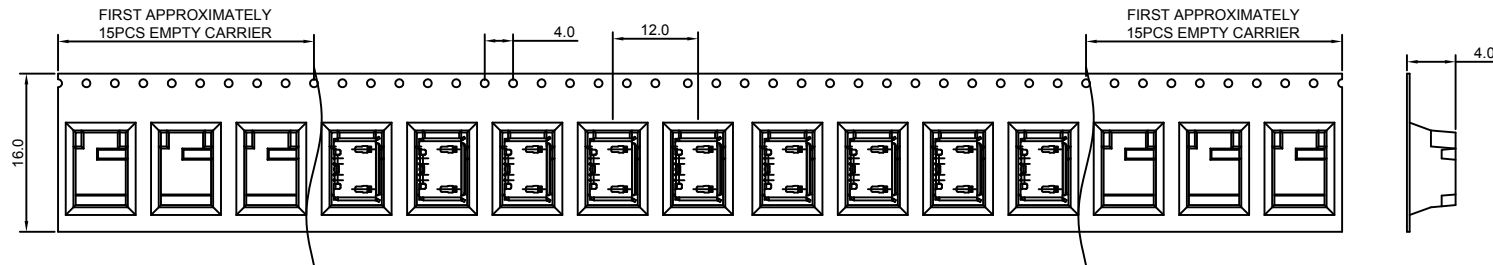
**Mechanical 机械性规格:**

- Mating Force 插入力: 35N max.  
Unmating Force 拨出力: 10N min.  
Durability 耐久性: 10,000 Cycles

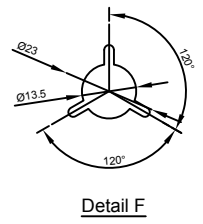
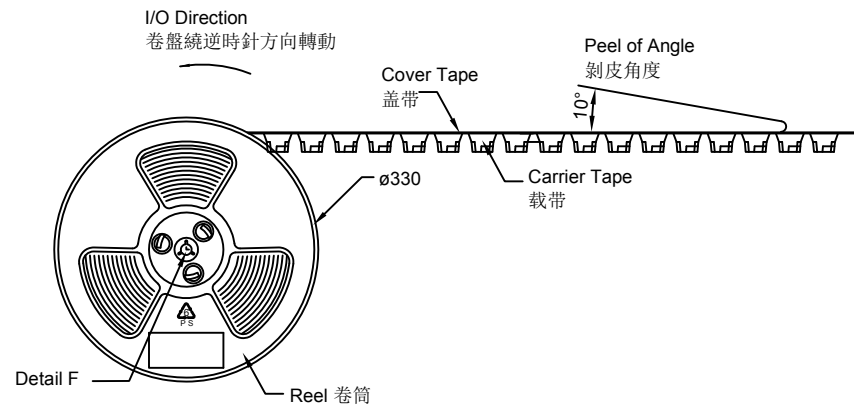
Part Number USB3090		Product Description µUSB Receptacle, Type AB SMT, R/A, Bottom Mount, w/out Peg, w/outer shell stakes	
Drawing Date 4th April 2011			
By AJO	Detail E PCN	Tolerances (Except as Noted) Length X.X ± 0.3 X.XX ± 0.20 X.XXX ± 0.10	Angle X.X° ± 2° X.XX° ± 1° X.XXX° ± 0.5°
Revision E	Date 28/08/14	Units: Metric (mm)	3rd Angle Projection
<p>This drawing is confidential and copyright of Global Connector Technology, Ltd (GCT). This drawing must not be copied or disclosed without written consent. E &amp; OE</p>			

**GCT**  
Global Connector Technology  
www.gct.co

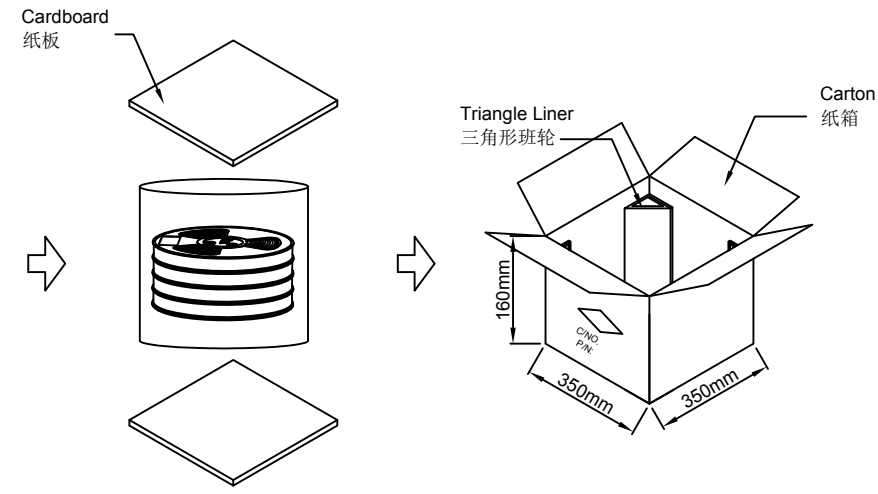
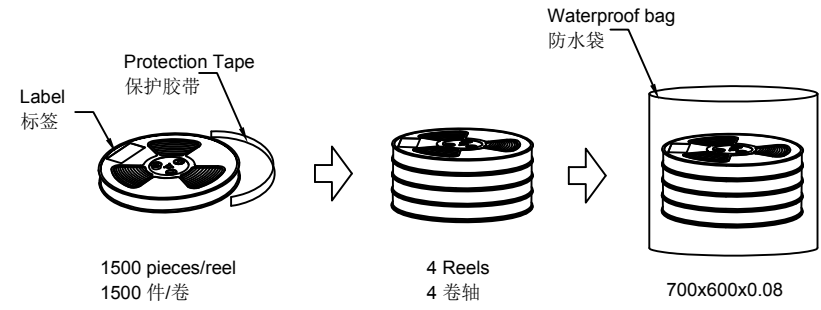
Not to Scale	Drawn By SA	Sheet No. 1/2
--------------	----------------	------------------



Products P/N	PCS/Reel	Reels/Carton	PCS/Carton
USB3090-30-A	1500	4	6000



Notes 注意:  
 1. Peeling off force of top tape: 0.1-1.3N  
 2. Part Conforms to EIA-481-C Standards 产品符合EIA-481-C标准  
 3. All dimensions in millimeters 所有尺寸均是毫米  
 4. 10 sprocket hole pitch cumulative tolerance±0.2mm



Part Number		Product Description	
USB3090		µUSB Receptacle, Type AB	
Drawing Date		SMT, R/A, Bottom Mount, w/out Peg, w/outer shell stakes	
4th April 2011			
By	AJO	Tolerances (Except as Noted)	Units:
Detail	USB3090	Length	Metric (mm)
	E PCN	Angle	
Revision	E		
Date	28/08/14		



This drawing is confidential and copyright of Global Connector Technology, Ltd (GCT). This drawing must not be copied or disclosed without written consent. E & OE

**GCT**  
 Global Connector Technology  
 www.gct.co

Not to Scale	Drawn By SA	Sheet No. 2/2
--------------	-------------	---------------