

Specifications 规格

Material 物料

Plastic Housing 塑胶外壳: Hi-Temp Thermoplastic UL94V-0, Black
 Contact Terminal 接触端子: Phosphor Bronze
 Metallic Shell 金属外壳: Stainless Steel

Plating 电镀规格:

Contact Terminal plating 接触端子部分电镀:

Under-plating 底层电镀: 50µ" min. Nickel all over
 Contact Area 接触部分: 15µ" Gold
 Soldering Area 焊接部分: Gold Flash

Switch Terminal plating 开关端子部分电镀:

Under-plating 底层电镀: 50µ" min. Nickel all over
 Contact Area 接触部分: 15µ" Gold
 Soldering Area 焊接部分: Gold Flash

Metallic Shell plating 金属外壳电镀:

Under-plating 底层电镀: 50µ" min. Nickel all over
 Soldering Area 焊接部分: 2µ" Selective Gold on one side

Electrical 电气

Voltage Rating 电压额定值: 5 V AC (R.M.S.) max.
 Current Rating 电流额定值: 0.5 A DC max.
 Operating Temperature 工作温度: -55°C to +85°C
 Contact Resistance 接触电阻值: 80 mΩ max.
 Insulating Resistance 绝缘电阻值: 500 MΩ min.
 Dielectric Withstand Voltage 耐电压: 250 V AC

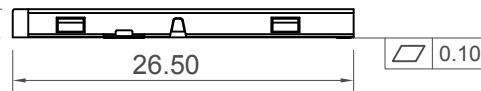
Mechanical & Environmental 机械 & 环境

Durability 耐久性: 5,000 cycles
 Insertion / Withdrawal Force 插拔力: 13.8N

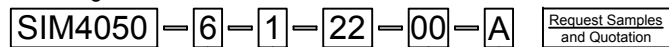
Recommended PCB Layout

As viewed from component side, Tolerance ±0.05

▨ Solder Area □ Component Outline ▩ Keep Out Area



Ordering Grid



No. of Contacts
6

Card Detection Switch
1 = With Switch

Request Samples and Quotation

Packing Options
A = Tape & Reel
(0.6K per Reel)

Locating Post
00 = Without Post

Section A-A

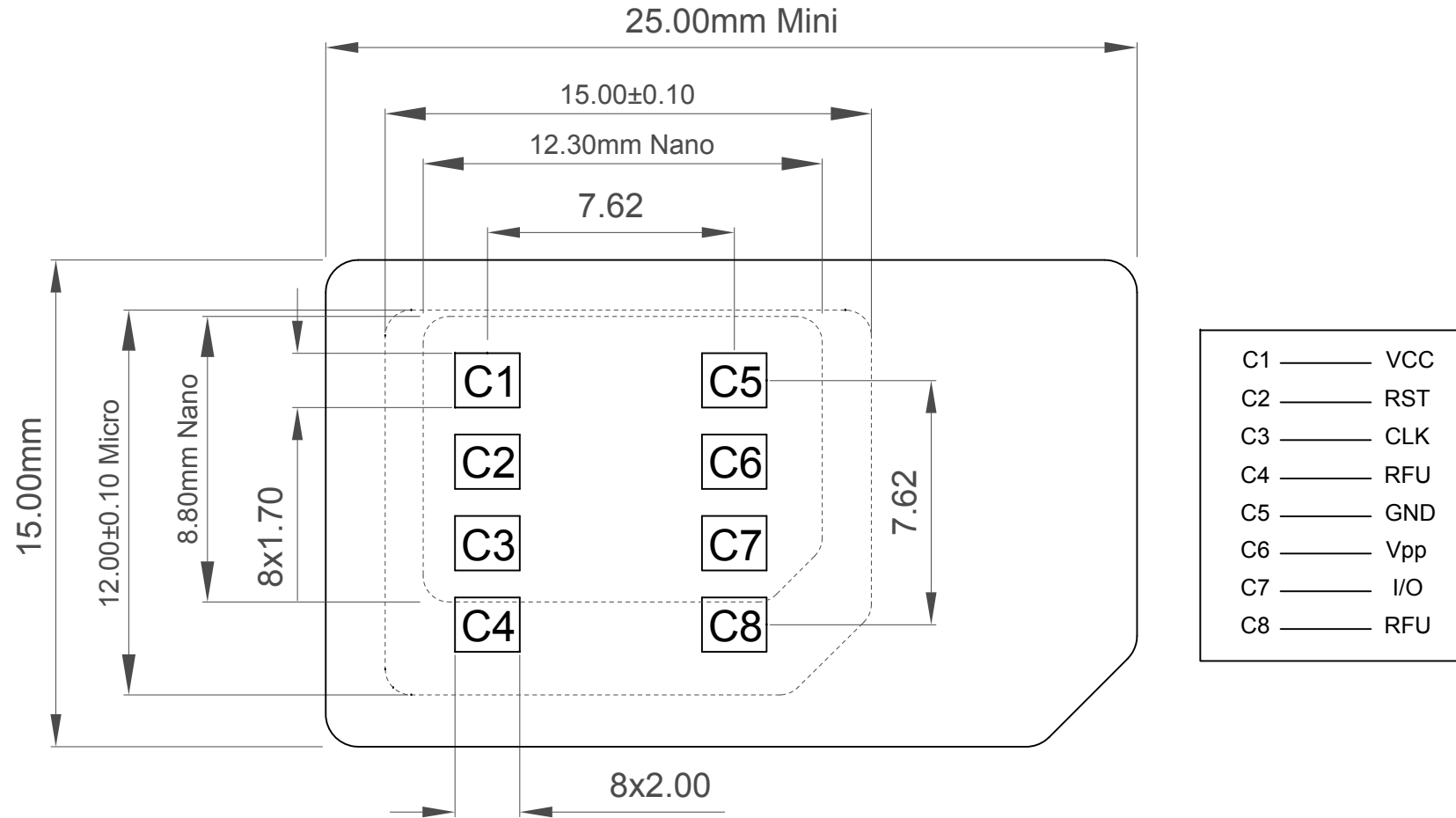
Electric Function	Detect Switch	<p>Switch Operation Diagram</p>
Without Card	Open	
Card Inserted	Closed	

Part Number SIM4050		Product Description SIM Card Connector - 2.2mm Profile		<p>Global Connector Technology www.gct.co</p>
Drawing Date 9th April 2008		Push-Push type 6 Pin, SMT, with Card Detect		
By Detail	AJO Packing Layout	Tolerances (Except as Noted) Length X. ± 0.30 X.X ± 0.20 X.XX ± 0.15 X.XXX ± 0.005	Units: Metric (mm)	<p>This drawing is confidential and copyright of Global Connector Technology, Ltd (GCT). This drawing must not be copied or disclosed without written consent. E & OE</p>
Revision Date	G1 09/01/15	<p>3rd Angle Projection</p>	<p>Not to Scale</p>	<p>Drawn By PKN</p> <p>Sheet No. 1/3</p>

H
G
F
E
D
C
B
A

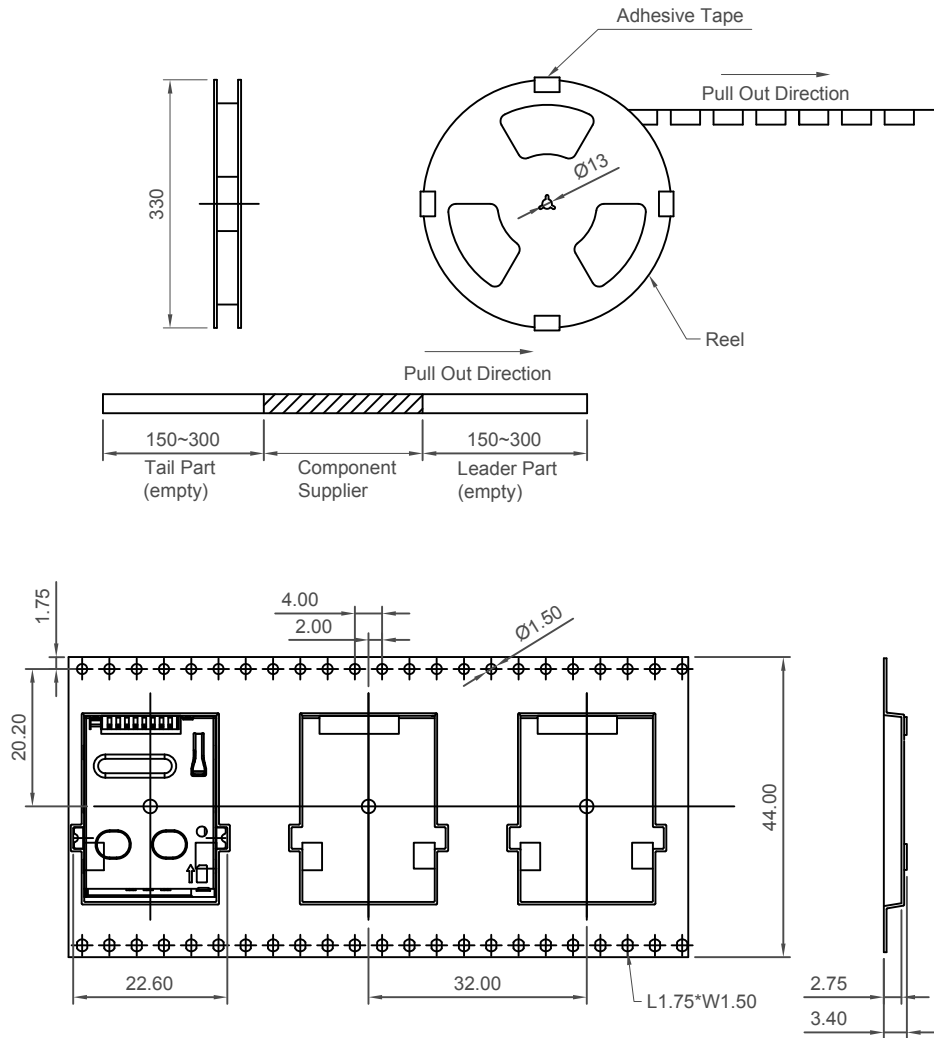
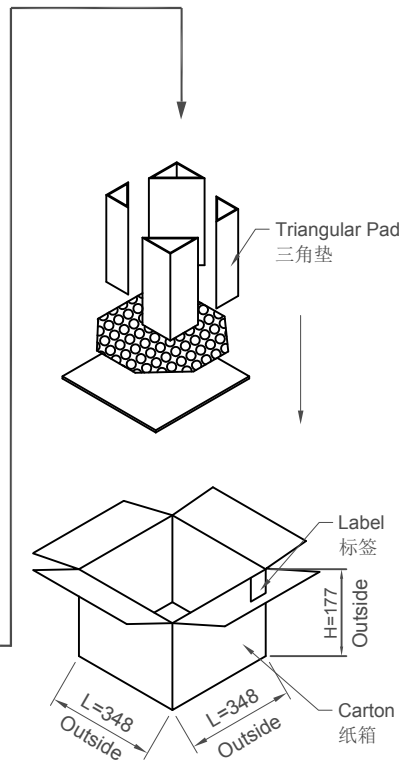
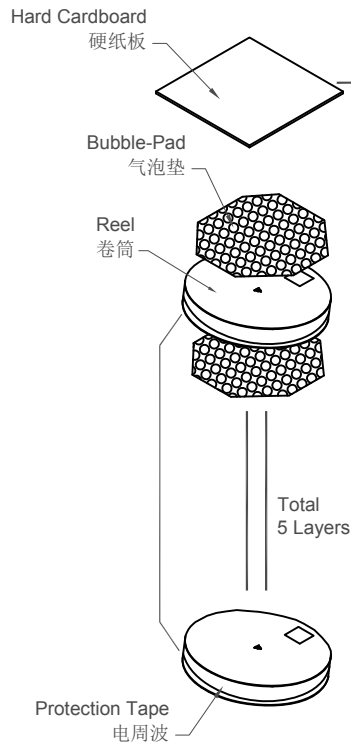
Mini SIM Reference

thickness = 0.76 ± 0.08



C1	_____	VCC
C2	_____	RST
C3	_____	CLK
C4	_____	RFU
C5	_____	GND
C6	_____	Vpp
C7	_____	I/O
C8	_____	RFU

Part Number		Product Description		 Global Connector Technology www.gct.co
SIM4050		SIM Card Connector - 2.2mm Profile		
Drawing Date		Push-Push type 6 Pin, SMT, with Card Detect		
9th April 2008				 This drawing is confidential and copyright of Global Connector Technology, Ltd (GCT). This drawing must not be copied or disclosed without written consent. E & OE
By	AJO	Tolerances (Except as Noted)	Units:	
Detail	Packing Layout	Length	Metric (mm)	
Revision	G1	Angle	 3rd Angle Projection	
Date	09/01/15			
Not to Scale		Drawn By	Sheet No.	
		PKN	2/3	



Notes 注意:

- The 1st & Last 200-300mm at the leading & tail of the CARRY TAPE will not be used. CARRY TAPE 前部分与尾部分各留出200-300mm长度不装产品
- Each cavity will hold 1pc. Placement methods are shown in the diagrams. 每穴放置1pc产品, 放置方式如图所示
- After the packing machine filled the REEL, tangle the REEL one more loop with protection tape, stick adhesive tape on the four quadrants of the REEL, to avoid out-spreading. Stick 1pc. of label on each REEL. 包装机包好后, 再缠上一圈电周波, 在REEL的四个极点贴上胶带, 以防止REEL张开, 每REEL贴1PC标签
- Use sticking cover tape to seal carrier tape. 使用自粘式载带
- Firstly put a water-proof bag at the bottom of the carton box, then place 1pc. of hard cardboard on top, following with 1pc. of bubble-pad, and at the four corners, place the triangular pads, then place those filled REEL into the center of the carton box. Between the REEL, place 1pc. of bubble-pad as the separator, until 5pc. of REEL are filled in the box. Then place 1pc of bubble-pad & 1pc. of hard cardboard on top, close the carton by plastic tape lastly. 先在纸箱底部套上一防水袋, 再垫上1pc硬纸板后再垫上1pc气泡垫, 四角垫上三角垫, 度然后把装好产品的REEL放进纸箱中, 每REEL之间隔1pc气泡垫, 依次把5 REEL产品放到纸箱中, 上面再垫上各1pc气泡垫及硬纸板, 最后用胶带封箱
- The peel-off force between the COVER TAPE & CARRY TAPE is: 0.1N-0.7N (variation within 0.3N). Peel-off angle: 165-175 degree; Speed of peel-off: 250mm-300mm/min. COVER TAPE 与 CARRY TAPE 剥离力: 0.1N-0.7N (跳动量在0.3N以内) 剥离角度: 165-175度; 剥离速度: 250mm-300mm/分钟

Part Number		Product Description	
SIM4050		SIM Card Connector - 2.2mm Profile	
Drawing Date		Push-Push type 6 Pin, SMT, with Card Detect	
9th April 2008			
By	AJO	Tolerances (Except as Noted)	Units:
Detail	Packing Layout	Length	Metric (mm)
Revision	G1	Angle	ROHS COMPLIANT 2011/REU
Date	09/01/15		3rd Angle Projection

GCT
Global Connector Technology
www.gct.co

Not to Scale | Drawn By PKN | Sheet No. 3/3