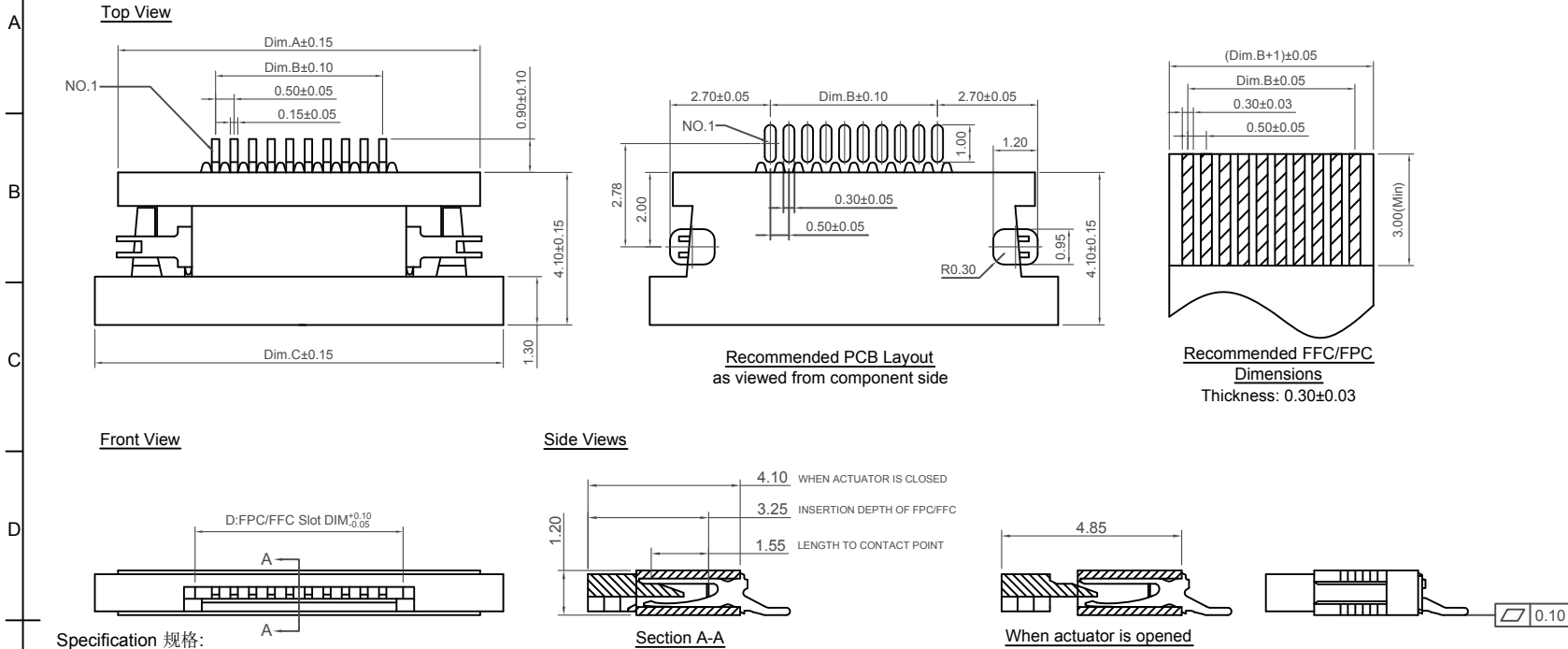


Global Connector Technology Ltd. - FFC2B10 : FPC 0.5mm Pitch Side Entry, Bottom Contact, SMT, Height=1.2mm, ZIF, Slide Type



Specification 规格:

Material 物料规格:

- Housing Material: High-Temp Plastic LCP (UL 94V-0), White 高温塑胶
- Actuator: LCP (UL 94V-0), Black
- Contact: Phosphor Bronze 磷青铜
- Finish (a) Contact Plating: see ordering grid
- (b) Underplating: Nickel-plated all over
- Fitting Nail: Brass, tin plated 黄铜, 镀锡

Mechanical
 Durability: 20 Cycles

Electrical 电气规格:

- Voltage Rating (Max.): 50V AC/DC 最大额定电压 50V AC/DC
- Current Rating (Max.): 0.4A AC/DC 最大额定电流 0.4A AC/DC
- Dielectric Strength: 250V AC for 1 minute
 between adjacent terminal, no breakdown
 电介质强度: 250V AC 于相邻端子, 1分钟, 无损害
- Insulation Resistance: 50 MΩ Min. 250V DC
 for 1 minute between adjacent terminal
 绝缘阻抗: 50MΩ, 250V DC 于相邻端子1分钟
- Contact Resistance: 40 mΩ Max. 连接阻抗: 40 毫欧
- Operating Temperature: -20°C to +80°C 工作温度: -20° to +80°
- Solder Profile: Peak Temp 260°C (+0/-5°C) Maximum (5 seconds)

Ordering Grid

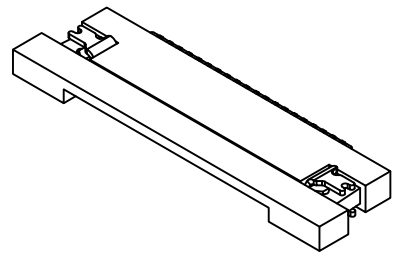
FFC2B10 - **XX** - **X** Request Samples and Quotation

No. of Contacts: 06 - 50 (see dimension table)


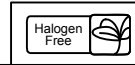
Contact Plating: **T= Tin Plating over all** (Standard) - reel qty=2000pcs
G= Gold Flash over all reel qty=2000pcs, MOQ 3 reels

| Pin No. | Dim.A | Dim.B | Dim.C | Dim.D |
|---------|-------|-------|-------|-------|
| * 4 | 6.75 | 1.50 | 8.00 | 2.80 |
| * 6 | 7.75 | 2.50 | 9.00 | 3.60 |
| 7 | 8.25 | 3.00 | 9.50 | 4.10 |
| * 8 | 8.75 | 3.50 | 10.00 | 4.60 |
| 9 | 9.25 | 4.00 | 10.50 | 5.10 |
| * 10 | 9.75 | 4.50 | 11.00 | 5.60 |
| 11 | 10.25 | 5.00 | 11.50 | 6.10 |
| * 12 | 10.75 | 5.50 | 12.00 | 6.60 |
| 13 | 11.25 | 6.00 | 12.50 | 7.10 |
| * 14 | 11.75 | 6.50 | 13.00 | 7.60 |
| 15 | 12.25 | 7.00 | 13.50 | 8.10 |
| * 16 | 12.75 | 7.50 | 14.00 | 8.60 |
| 17 | 13.25 | 8.00 | 14.50 | 9.10 |
| * 18 | 13.75 | 8.50 | 15.00 | 9.60 |
| 19 | 14.25 | 9.00 | 15.50 | 10.10 |
| * 20 | 14.75 | 9.50 | 16.00 | 10.60 |
| * 21 | 15.25 | 10.00 | 16.50 | 11.10 |
| * 22 | 15.75 | 10.50 | 17.00 | 11.60 |
| 23 | 16.25 | 11.00 | 17.50 | 12.10 |
| * 24 | 16.75 | 11.50 | 18.00 | 12.60 |
| * 25 | 17.25 | 12.00 | 18.50 | 13.10 |
| * 26 | 17.75 | 12.50 | 19.00 | 13.60 |
| 27 | 18.25 | 13.00 | 19.50 | 14.10 |
| * 28 | 18.75 | 13.50 | 20.00 | 14.60 |
| 29 | 19.25 | 14.00 | 20.50 | 15.10 |
| * 30 | 19.75 | 14.50 | 21.00 | 15.60 |
| 31 | 20.25 | 15.00 | 21.50 | 16.10 |
| * 32 | 20.75 | 15.50 | 22.00 | 16.60 |
| * 33 | 21.25 | 16.00 | 22.50 | 17.10 |
| * 34 | 21.75 | 16.50 | 23.00 | 17.60 |
| * 35 | 22.25 | 17.00 | 23.50 | 18.10 |
| * 36 | 22.75 | 17.50 | 24.00 | 18.60 |
| 37 | 23.25 | 18.00 | 24.50 | 19.10 |
| 38 | 23.75 | 18.50 | 25.00 | 19.60 |
| 39 | 24.25 | 19.00 | 25.50 | 20.10 |
| * 40 | 24.75 | 19.50 | 26.00 | 20.60 |
| 41 | 25.25 | 20.00 | 26.50 | 21.10 |
| 42 | 25.75 | 20.50 | 27.00 | 21.60 |
| 43 | 26.25 | 21.00 | 27.50 | 22.10 |
| 44 | 26.75 | 21.50 | 28.00 | 22.60 |
| * 45 | 27.25 | 22.00 | 28.50 | 23.10 |
| 46 | 27.75 | 22.50 | 29.00 | 23.60 |
| 47 | 28.25 | 23.00 | 29.50 | 24.10 |
| 48 | 28.75 | 23.50 | 30.00 | 24.60 |
| 49 | 29.25 | 24.00 | 30.50 | 25.10 |
| * 50 | 29.75 | 24.50 | 31.00 | 25.60 |

* = Tooled Parts
 Please contact GCT for non-tooled parts
 Non-tooled MOQ 10k pcs



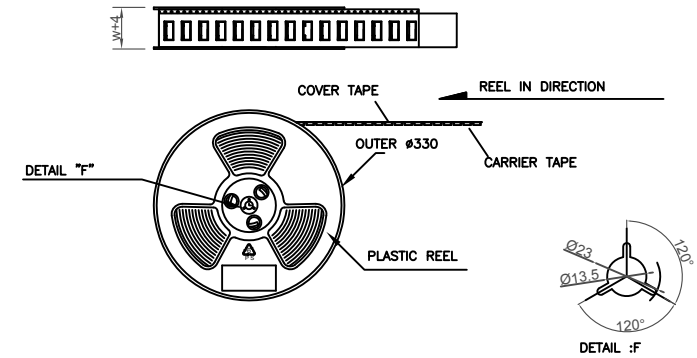
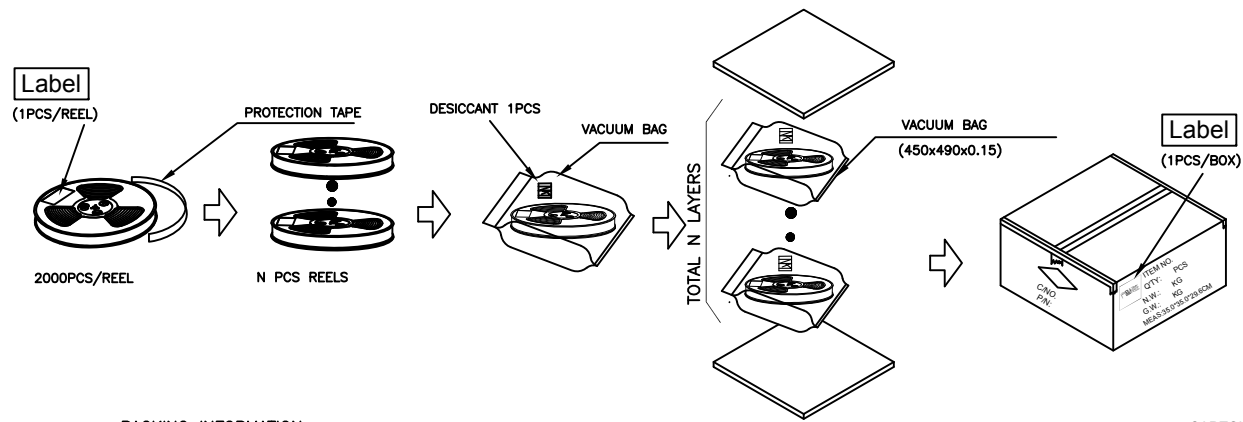
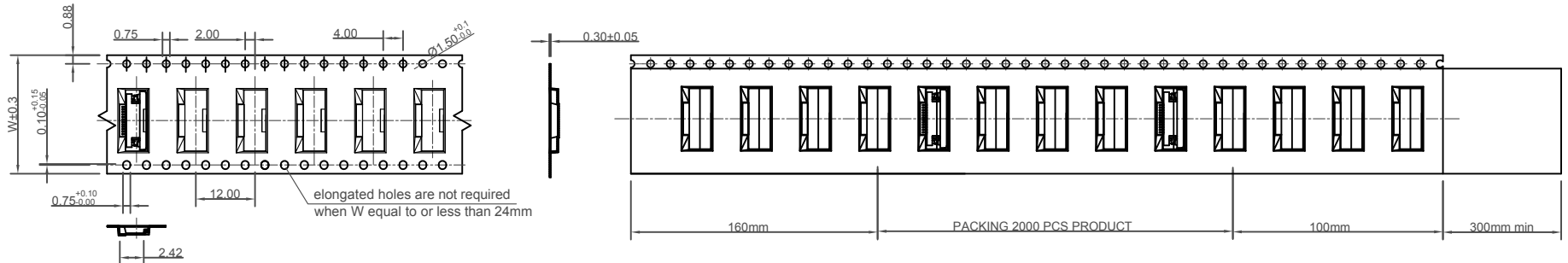
| | |
|----------|------------------|
| By | AJO |
| DETAIL | FFC2B10 D PCN |
| REV DATE | D 09/05/14 |



| | | |
|------------------------------|--|---------------|
| Tolerances (Except as noted) | Part Number:- | Date:- |
| Dimensions in mm | FFC2B10 | 13 MAY 10 |
| XX ± 0.30 | Description:- | |
| XX ± 0.15 | FPC 0.5mm PITCH SIDE ENTRY, BOTTOM CONTACT, SMT, HEIGHT=1.2mm, ZIF, SLIDE TYPE | |
| XXX ± 0.10 | © THIS DRAWING IS CONFIDENTIAL AND MUST NOT BE COPIED OR DISCLOSED WITHOUT WRITTEN CONSENT | |
| Third Angle Projection | Scale NTS | Revision D |
| | Material See Note | Drawn by PKN |
| | E & OE | Sheet No. 1/2 |

GCT
 www.gct.co

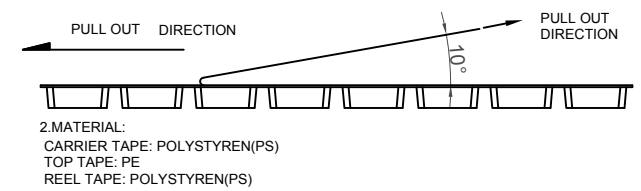
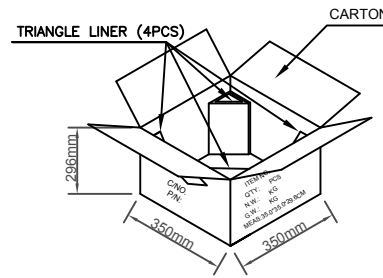
Global Connector Technology Ltd. - FFC2B10 : FPC 0.5mm Pitch Side Entry, Bottom Contact, SMT, Height=1.2mm, ZIF, Slide Type



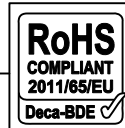
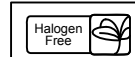
NOTE:
 1. PEELING OFF FORCE OF TOP TAPE: 40-80g
 (PEELING DIRECTION AS SHOWN IN FOLLOWING FIG.)
 THIS REQUIREMENT SHOULD BE APPLIED AT SHIPMENT
 PEEL OFF SHOULD NOT BE ALLOWED, DURING TRANSPORTATION.

PACKING INFORMATION:

| PART NAME | W | PCS/REEL | REEL/CARTON | TOTAL | CARTON |
|-----------|------|----------|-------------|----------|---------------|
| 4~5PIN | 16.0 | 2000PCS | 10PCS | 20000PCS | 350*350*296mm |
| 6~19PIN | 24.0 | 2000PCS | 7PCS | 14000PCS | 350*350*296mm |
| 20~31PIN | 32.0 | 2000PCS | 6PCS | 12000PCS | 350*350*296mm |
| 32~54PIN | 44.0 | 2000PCS | 5PCS | 10000PCS | 350*350*296mm |
| 55~60PIN | 56.0 | 2000PCS | 4PCS | 8000PCS | 350*350*296mm |



| | |
|----------|------------------|
| By | AJO |
| DETAIL | FFC2B10 D PCN |
| REV DATE | D 09/05/14 |



| | | |
|---------------------------------|--|---|
| Tolerances (Except as noted) | Part Number:- | Date:- |
| Dimensions in mm | FFC2B10 | 13 MAY 10 |
| X.X ± 0.50 | X.X ± 2° | Description:- FPC 0.5mm PITCH SIDE ENTRY, BOTTOM CONTACT, SMT, HEIGHT=1.2mm, ZIF, SLIDE TYPE |
| X.XX ± 0.30 | X.XX ± 1° | |
| X.XXX ± 0.20 | X.XXX ± 0.5° | |
| Third Angle Projection | © THIS DRAWING IS CONFIDENTIAL AND MUST NOT BE COPIED OR DISCLOSED WITHOUT WRITTEN CONSENT | |

GCT
www.gct.co

| | | | | |
|-------|----------|----------|----------|---------------|
| Scale | Revision | Material | Drawn by | Sheet No. |
| NTS | D | See Note | PKN | E & OE 2/2 |