

10 9 8 7 6 5 4 3 2 1

F

E

D

C

B

A

F

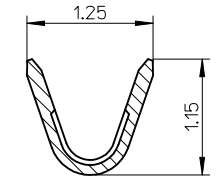
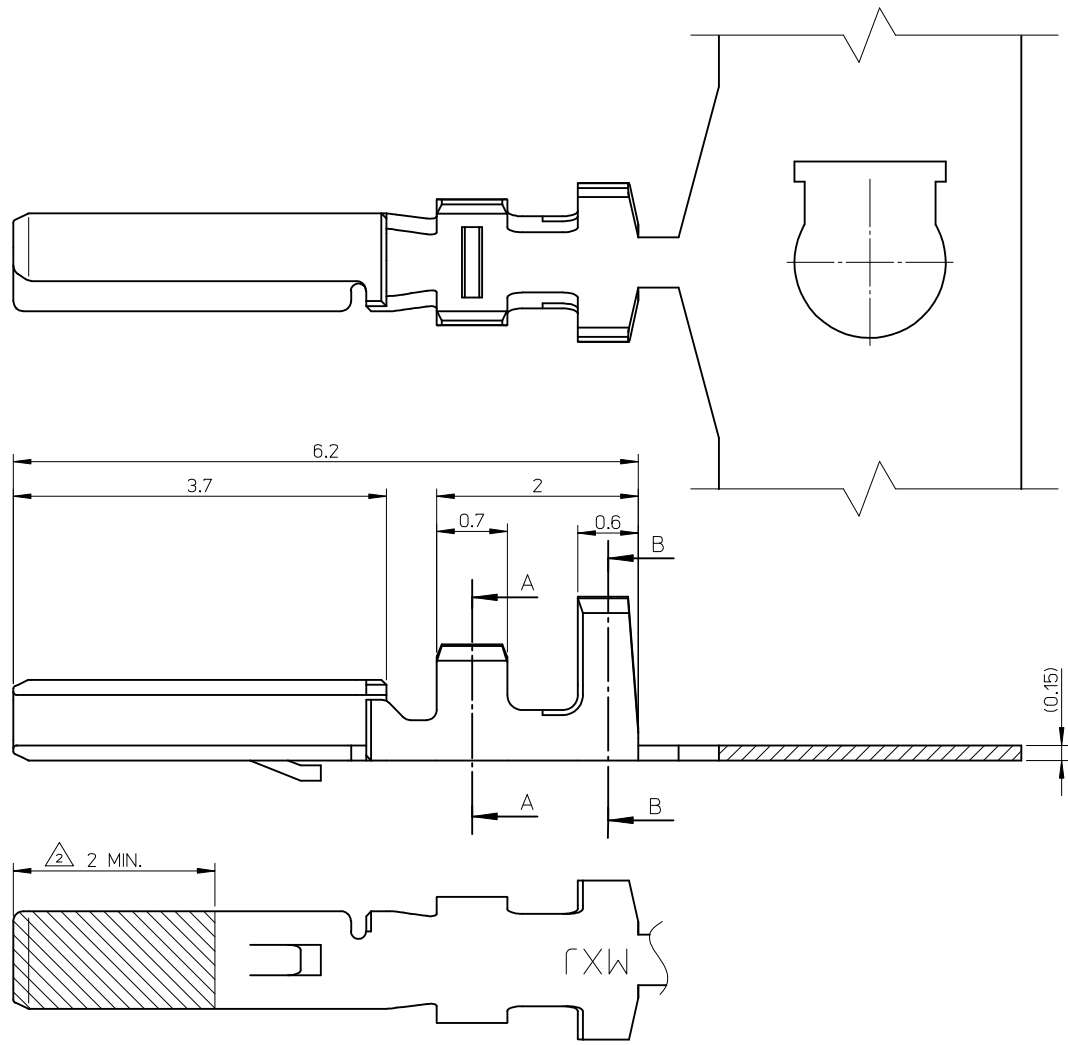
E

D

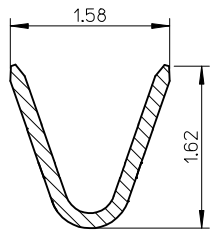
C

B

A



SECTION A-A



SECTION B-B

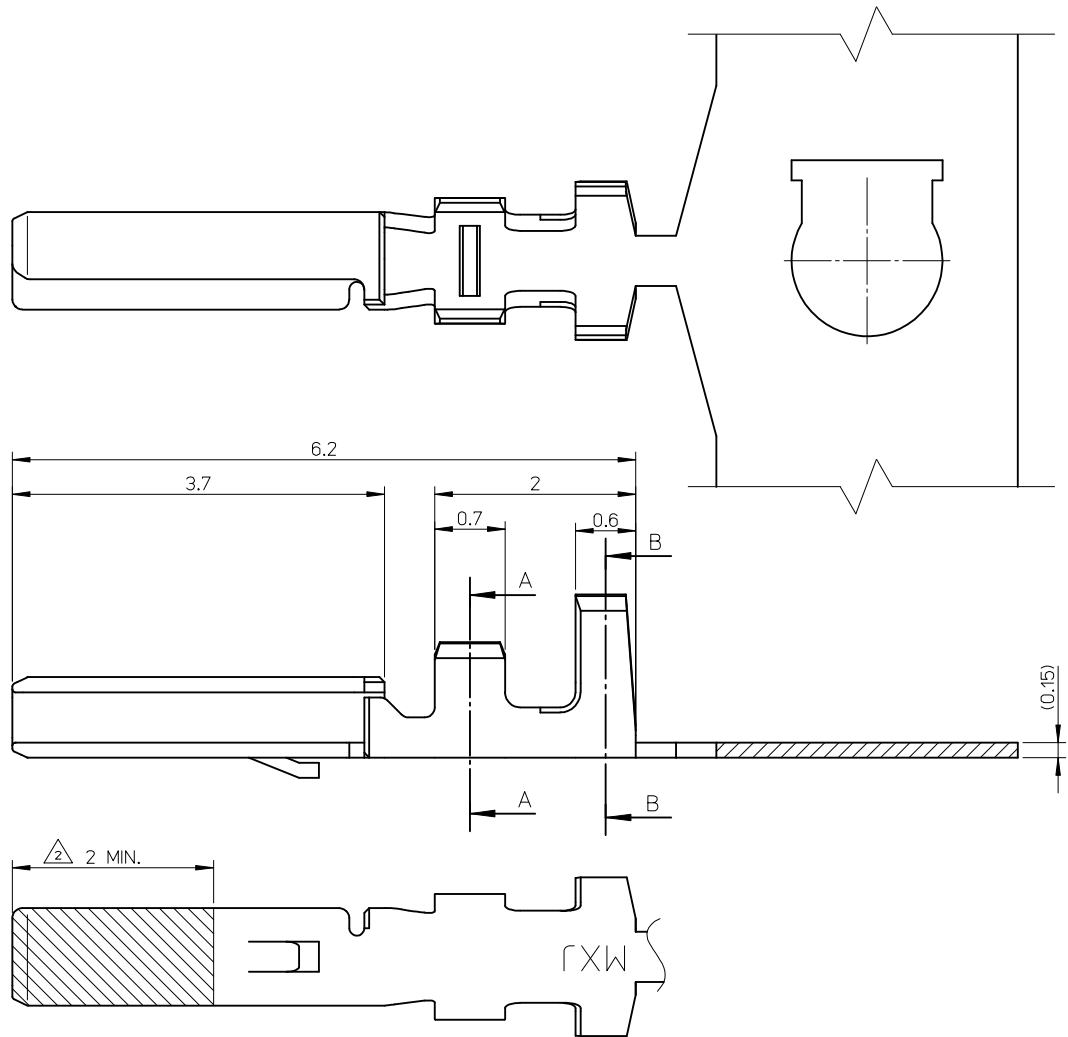
NOTES

- 適合ハウジング: 501929-*****, 503110-*****. APPLICABLE HOUSING: 501929-*****, 503110-*****.
- 図示の斜線部の範囲は、接点部のため、傷、打痕、汚れなどを付けないようにして下さい。PLEASE DON'T DAMAGE, DON'T DENT, AND DON'T MAKE IT DIRTY. BECAUSE THE RANGE IN THE SHADED PORTION SHOWN IN FIGURE IS THE CONTACT AREA.
- ELV 及び RoHS 適合品
ELV AND RoHS COMPLIANT

φ0.8-1.0mm	AWG#26-28	501930-1100	連鎖状 CHAIN
絶縁被覆外径範囲 INS. RANGE	適用電線範囲 WIRE RANGE	製品番号 MATERIAL NO.	端子形状 FORM

部品 PART	材質 MATERIAL
ターミナル TERMINAL	銅合金 COPPER ALLOY
	金めっき(接点部): 0.1 micro-meter MIN. GOLD (CONTACT AREA)
	錫めっき(圧着部): 0.5 micro-meter MIN. TIN (TAIL AREA)
	ニッケルめっき(下地): 1.0 micro-meter MIN. NICKEL (UNDER PLATING)

REVISED EC NO: J2009-0621 DRW:KSETO 2008/09/09 CHKD:SMARUYAMA 2008/09/09 APPR:S.ICHIKAWA 2008/09/09	DESCRIPTION REV A	GENERAL TOLERANCES (UNLESS SPECIFIED)		DIMENSION STYLE MM ONLY		SCALE 20:1	DESIGN UNITS METRIC	THIRD ANGLE PROJECTION	
		10 UNDER	±0.2	DRAWN BY T.MIYAZAKI	DATE 2006/03/13	TITLE 1.25 W/B CONN. DUAL PLUG TERMINAL			
		10 OVER 30 UNDER	±0.25	CHECKED BY K.ASAKAWA	DATE 2006/03/13	MATERIAL NO. SD-501930-001			
		30 OVER	±0.3	APPROVED BY S.ICHIKAWA	DATE 2006/03/13	SHEET NO. 1 OF 1			
		ANGULAR ±3 °	DRAFT WHERE APPLICABLE MUST REMAIN WITHIN DIMENSIONS		SEE TABLE		THIS DRAWING CONTAINS INFORMATION THAT IS PROPRIETARY TO MOLEX INCORPORATED AND SHOULD NOT BE USED WITHOUT WRITTEN PERMISSION		



SECTION A-A

SECTION B-B

NOTES

- 適合ハウジング: 501929-****、503110-****。
APPLICABLE HOUSING: 501929-****、503110-****.
- 図示の斜線部の範囲は、接点部のため、傷、打痕、汚れなどを付けないようにして下さい。
PLEASE DON'T DAMAGE, DON'T DENT, AND DON'T MAKE IT DIRTY, BECAUSE THE RANGE IN THE SHADED PORTION SHOWN IN FIGURE IS THE CONTACT AREA.
- ELV 及び RoHS 適合品
ELV AND RoHS COMPLIANT

φ0.8-1.0mm	AWG#26-28	501930-2100	連鎖状 CHAIN
絶縁被覆外径範囲 INS. RANGE	適用電線範囲 WIRE RANGE	製品番号 MATERIAL NO.	端子形状 FORM

DESIGN UNITS METRIC
THIRD ANGLE PROJECTION

1.25 W/B CONN. DUAL PLUG TERMINAL

molex

DOCUMENT NO. SD-501930-002 SHEET NO. 1 OF 1

SEE TABLE

THIS DRAWING CONTAINS INFORMATION THAT IS PROPRIETARY TO MOLEX INCORPORATED AND SHOULD NOT BE USED WITHOUT WRITTEN PERMISSION

REV	DESCRIPTION	GENERAL TOLERANCES (UNLESS SPECIFIED)			DIMENSION STYLE		TITLE
		0.25 UNDER	0.25 OVER	±0.03	MM ONLY	SCALE	
0	RELEASED EC NO.: J2015-0756 DRWN:KCHIKANO 2014/12/25 CHKD:KASAKAWA 2014/12/25 APPR:NUKITA 2014/12/26	0.25 UNDER	0.5 UNDER	±0.03	DRAWN BY DATE		
		0.25 OVER	1.0 UNDER	±0.05	CHECKED BY DATE		
		0.5 OVER	1.0 UNDER	±0.1	KASAKAWA 2014/12/25		
		1.0 OVER	10 UNDER	±0.2	APPROVED BY DATE		
		10 OVER	30 UNDER	±0.25	NUKITA 2014/12/26		
		30 OVER		±0.3	MATERIAL NO.		
		ANGULAR	±3°				
		DRAFT WHERE APPLICABLE MUST REMAIN WITHIN DIMENSIONS			SIZE		

部品 PART	材質 MATERIAL
ターミナル TERMINAL	銅合金 COPPER ALLOY
	金めっき(接点部): 0.76 micro-meter MIN. GOLD (CONTACT AREA)
	錫めっき(圧着部): 1.0 micro-meter MIN. TIN (TAIL AREA)
	ニッケルめっき(下地): 1.27 micro-meter MIN. NICKEL (UNDER PLATING)