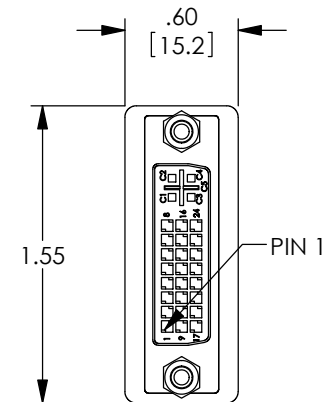
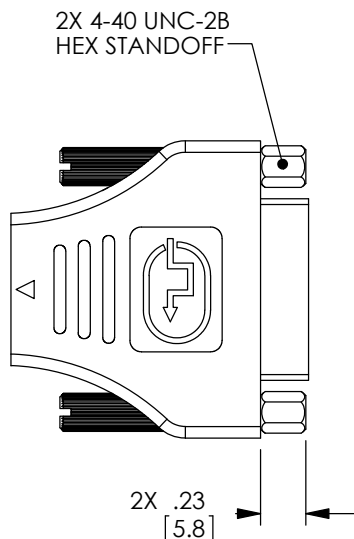
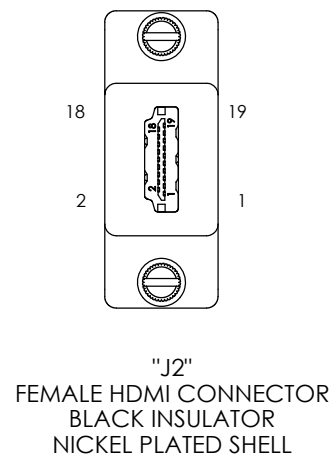
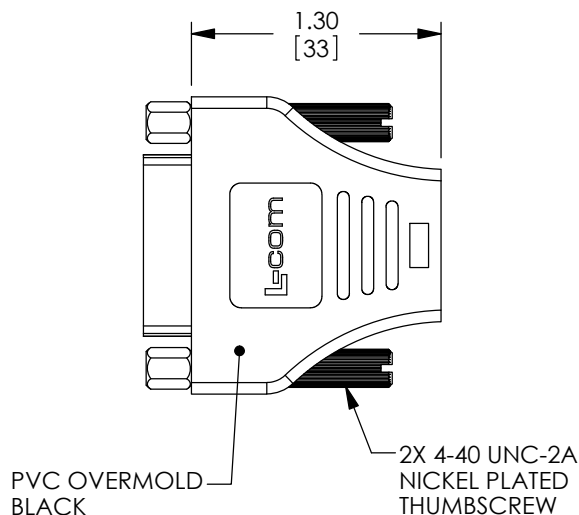


THE INFORMATION CONTAINED IN THIS DRAWING IS THE SOLE PROPERTY OF L-COM, INC. ANY REPRODUCTION IN PART OR WHOLE WITHOUT THE WRITTEN PERMISSION OF L-COM, INC. IS PROHIBITED.

REVISIONS			
REV	DESCRIPTION	DATE	APPROVED
E	ECN 6511: CHANGED DVI-D CONNECTOR TO DVI-I	11/8/12	D. DESJARDIN



"J1"  
FEMALE DVI-I CONNECTOR  
(WHITE INSULATOR)



"J2"  
FEMALE HDMI CONNECTOR  
BLACK INSULATOR  
NICKEL PLATED SHELL

WIRING MAP	
"J1"	"J2"
2	1
3	2
1	3
10	4
11	5
9	6
18	7
19	8
17	9
23	10
22	11
24	12
6	15
7	16
15	17
14	18
16	19
SHELL	SHELL

NOTES:

- ADAPTOR IS SHIPPED WITH DUST COVERS IN PLACE (NOT SHOWN)
- ADAPTOR IS SUPPLIED WITH (2) #4-40 UNC-2B X .23" LG HEX STANDOFF.
- ADAPTOR SHALL BE TESTED FOR CONTINUITY.
- ADAPTOR SHALL BE INDIVIDUALLY PACKAGED IN ACCORDANCE WITH L-COM SPECIFICATION PS-0031.
- ALL DIMENSIONS ARE FOR REFERENCE ONLY

UNLESS OTHERWISE SPECIFIED, DIMENSIONS ARE IN INCHES [mm] OVERALL CABLE LENGTH TOLERANCE: ≤12 [305] = +1 [25] / -0 >12 [305] ≤60 [1524] = +2 [51] / -0 >60 [1524] ≤120 [3048] = +4 [102] / -0 >120 [3048] ≤300 [7620] = +6 [152] / -0 >300 [7620] = +3% / -0% ALL OTHER DIMENSIONAL TOLERANCES: .X = ±.2 .XX = ±.02 .XXX = ±.005	APPROVALS DRAWN BY D. PARHAM CHECKED BY J. KIEZULAS APPROVED BY C. McCORMICK	DATE 01/13/2006 01/13/2006 01/16/2006	45 BEECHWOOD DRIVE NORTH ANDOVER, MA 01845		
	CONFIGURATION DETAILS OF UNDIMENSIONED FEATURES MAY VARY	CATEGORY AUDIO/VIDEO		PRODUCT DESCRIPTION ADPT DVI-I DUAL LK F TO HDMI F	
PROJECTION 	COLOR VARIATIONS MAY OCCUR	SIZE <b>A</b>	FSCM NO. <b>43321</b>	DWG. NO. DVIHDF	REV. <b>E</b>
SCALE: NONE		CAD FILE: DVIHDF.SLDDRW		SHEET 1 OF 1	