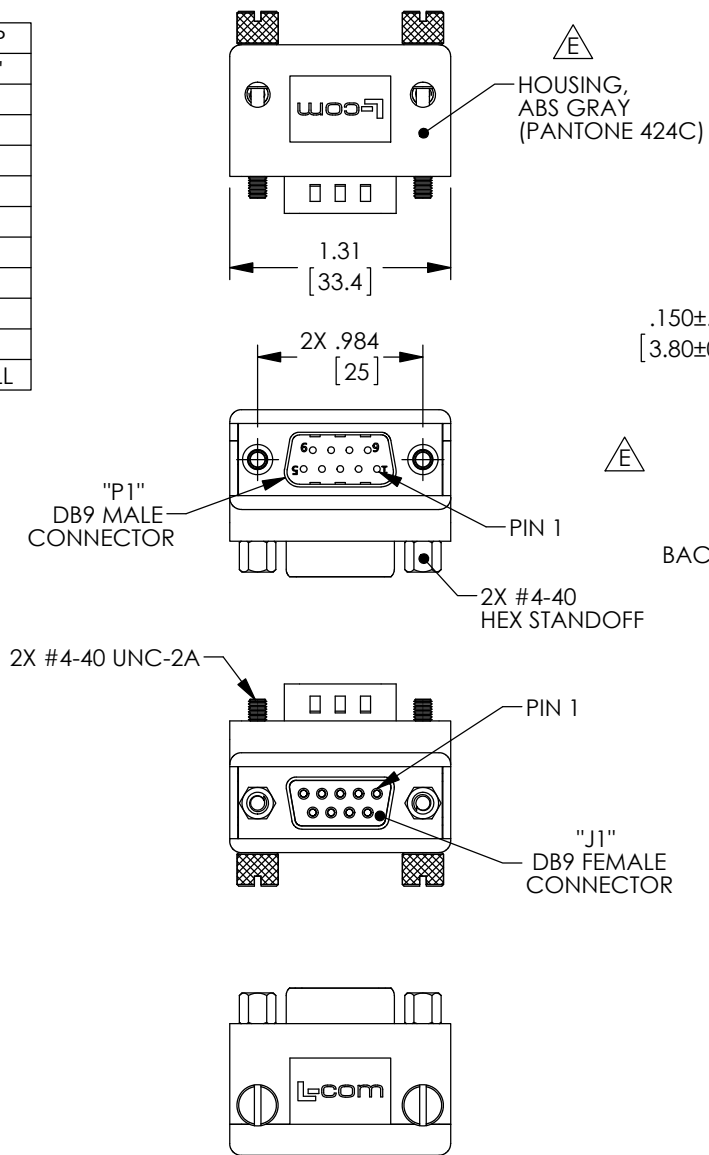


THE INFORMATION CONTAINED IN THIS DRAWING IS THE SOLE PROPERTY OF L-COM, INC. ANY REPRODUCTION IN PART OR WHOLE WITHOUT THE WRITTEN PERMISSION OF L-COM, INC. IS PROHIBITED.

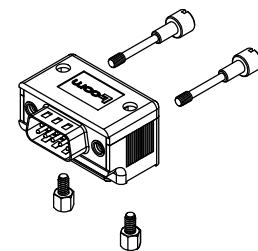
REVISIONS			
REV	DESCRIPTION	DATE	APPROVED
E	ECN 7835;REVISED MODEL TO ABS DESIGN	3/10/15	D.FRISIELLO

WIRING MAP	
"P1"	"J1"
1	1
2	2
3	3
4	4
5	5
6	6
7	7
8	8
9	9
SHELL	SHELL

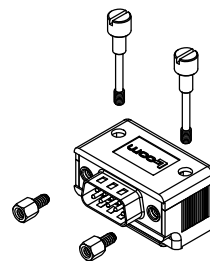


HARDWARE CONFIGURATIONS

STANDARD HARDWARE CONFIGURATION



ALTERNATE HARDWARE CONFIGURATION



NOTES:

1. ADAPTER SHALL BE TESTED FOR CONTINUITY.
2. ADAPTER SHALL BE INDIVIDUALLY PACKAGED IN ACCORDANCE WITH L-COM SPECIFICATION PS-0031.
3. PRODUCT SHIPPED IN STANDARD HARDWARE CONFIGURATION SHOWN ABOVE AND IN EXPLODED VIEW.

REGULATORY COMPLIANCE:
CE2011/65/EU(RoHS DIRECTIVE)

UNLESS OTHERWISE SPECIFIED, DIMENSIONS ARE IN INCHES [mm] OVERALL CABLE LENGTH TOLERANCE: ≤12 [305] = +1 [25] / -0 >12 [305] ≤60 [1524] = +2 [51] / -0 >60 [1524] ≤120 [3048] = +4 [102] / -0 >120 [3048] ≤300 [7620] = +6 [152] / -0 >300 [7620] = +5% / -0% ALL OTHER DIMENSIONAL TOLERANCES: .X = ±.2 [5.08] .XX = ±.02 [1.51] .XXX = ±.005 [1.31] PROJECTION 	APPROVALS	DATE	 45 BEECHWOOD DRIVE NORTH ANDOVER, MA 01845	
	DRAWN BY M.LAHEY	04/01/05		
	CHECKED BY C.McCORMICK	04/01/05	CATEGORY D-SUBMINIATURE	
	APPROVED BY D.PARHAM	04/01/05	PRODUCT DESCRIPTION ADPT,DB9M/F RA ORIENTATION 1	
CONFIGURATION DETAILS OF UNDIMENSIONED FEATURES MAY VARY		SIZE A	FSCM NO. 43321	DWG. NO. DG909MF1
COLOR VARIATIONS MAY OCCUR		SCALE: NONE	CAD FILE: DG909MF1.SLDRW	REV. E
		SHEET 1 OF 1		