

2-Channel Relay Output Module 230 V AC, 30 V DC

Isolated outputs; 2 make contacts

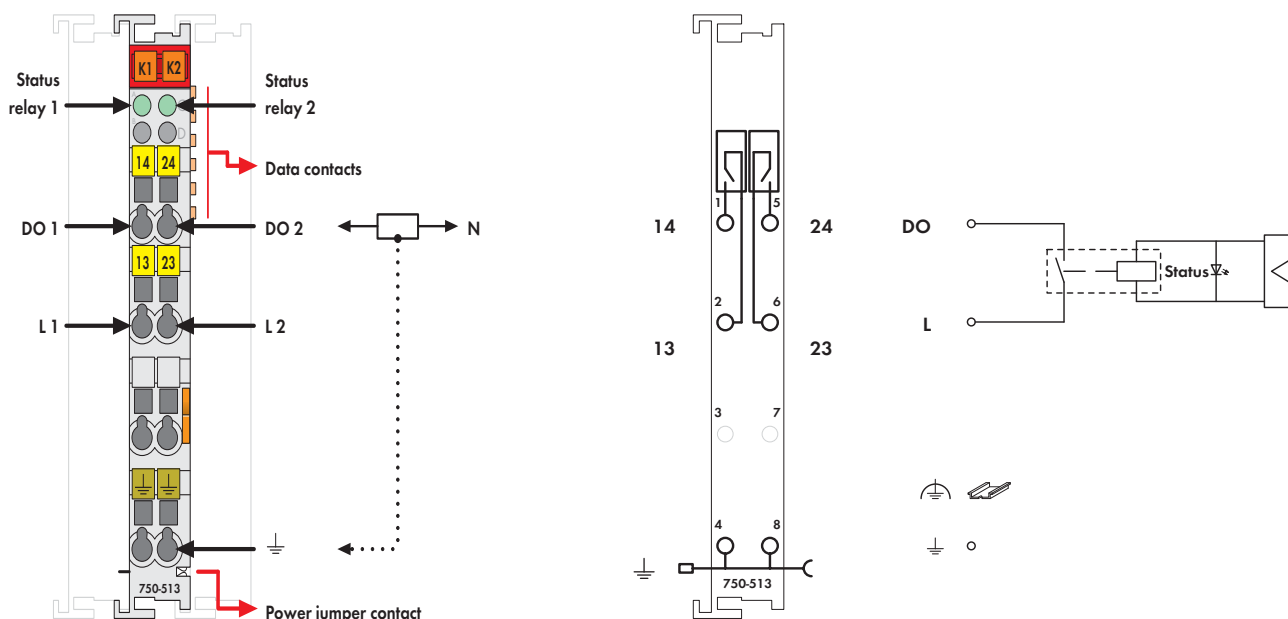


Fig. 750 Series
Delivered without miniature WSB markers





Control signals are transmitted from the automation device to connected actuators via the digital output module.

The internal system voltage is used to trigger the relay.

The NO contacts are electrically isolated.

The switched status of the relay is shown by an LED.

Actuators with a ground (earth) wire may be directly connected to the module.

Description	Item No.	Pack. Unit
2DO 230V AC 2.0A/ Relay 2NO/ Potential Free	750-513	1
2DO 230V AC 2.0A/ Relay 2NO/ Potential Free / without power jumper contacts	750-513/000-001	1
2DO 230V AC 2.0A/ Relay 2NO/ Potential Free (without connector)	753-513	1
Accessories	Item No.	Pack. Unit
 753 Series Connectors	753-110	25
 Coding elements	753-150	100
 Miniature WSB Quick marking system		
plain	248-501	5
with marking	see Section 11	
Approvals		
Conformity marking	CE	
Korea Certification		
Marine applications (versions upon request)	ABS, BV, DNV, GL, KR, LR, NKK, PRS, RINA	
UL 508		
ANSI/ISA 12.12.01	Class I, Div. 2, Grp. ABCD, T4	
TÜV 07 ATEX 554086 X	I M2 Ex d I Mb, II 3 G Ex nA nC IIC T4 Gc, II 3 D Ex tc IIIC T135°C Dc	
Permissible ambient temperature	0 °C ... +60 °C	
IECEx TUN 09.0001 X	Ex d I Mb, Ex nA nC IIC T4 Gc, Ex tc IIIC T135°C Dc	
Permissible ambient temperature	0 °C ... +60 °C	

Technical Data	
No. of outputs	2 make contacts
Max. current consumption (internal)	100 mA
Max. switching voltage	250 V AC / 30 V DC
Switching power	500 VA / 60 W (resistive load)
	cos φ max. = 0.4; L/R max = 7 ms
Min. switching current	10 mA / 5 V DC
Max. switching current	2 A AC/DC
Max. switching frequency	30/min (at nominal load)
Pull-in time (max.)	10 ms
Bounce time (typ.)	1.2 ms
Drop-out time (max.)	10 ms
Contact material	Silver alloy
Mechanical life (min.)	2 x 10 ⁷ switching operations
Electrical life (min.)	3 x 10 ⁵ switching operations (2 A / 250 V AC) or (2 A / 30 V DC)
Isolation	1.5 kV eff. (field/system)*; * 2.5 kV rated surge voltage; Overvoltage category III
Internal bit width	2 bits
Wire connection	CAGE CLAMP®
Cross sections	0.08 mm ² ... 2.5 mm ² / AWG 28 ... 14
Strip lengths, 750/753 Series	8 ... 9 mm / 0.33 in 9 ... 10 mm / 0.37 in
Width	12 mm
Weight	53.5 g
EMC immunity of interference	acc. to EN 61000-6-2, marine applications
EMC emission of interference	acc. to EN 61000-6-4, marine applications