

# STA®-Mini Push Tubular Solenoids — 1/2" Dia. x 1/2"

LINEAR Tubular



Part Number: 195201-X XX

All products are RoHS Compliant

Coil AWG Number  
(from performance chart below)

Plunger Configurations and anti-rotation flat on mounting  
 2 60° plunger without anti-rotation flat  
 6 60° plunger with anti-rotation flat

## Performance

 VDC Battery Powered	Maximum Duty Cycle	100%	50%	25%	10%
	Maximum ON Time (sec) when pulsed continuously <sup>1</sup>	∞	50	5	2
 High Speed	Maximum ON Time (sec) for single pulse <sup>2</sup>	∞	140	30	8
	Watts (@ 20°C)	3	6	12	30
	Ampere Turns (@ 20°C)	268	379	536	847

## Coil Data

awg (0XX) <sup>3</sup>	Resistance (@20°C)	# Turns <sup>4</sup>	VDC (Nom)	VDC (Nom)	VDC (Nom)	VDC (Nom)
27	0.48	108	1.2	1.7	2.4	3.8
28	0.67	123	1.5	2.1	2.9	4.6
29	1.33	184	1.9	2.7	3.9	6.1
30	1.80	204	2.4	3.3	4.7	7.5
31	3.33	290	3.1	4.4	6.2	9.7
32	4.57	325	3.8	5.3	7.5	11.9
33	7.80	432	4.8	6.8	9.7	15.3
34	13.10	567	6.2	8.8	12.4	19.6
35	17.80	630	7.6	11.0	15.0	24.0
36	29.05	808	9.6	14.0	19.0	30.0
37	45.70	1008	12.2	17.0	24.0	38.0

- Continuously pulsed at stated watts and duty cycle
- Single pulse at stated watts (with coil at ambient room temperature 20°C)
- Other coil awg sizes available — please consult factory
- Reference number of turns

## Specifications

Dielectric Strength	500 VRMS
Recommended Minimum Heat Sink	Maximum watts dissipated by solenoid are based on an unrestricted flow of air at 20°C, with solenoid mounted on the equivalent of an aluminum plate measuring 2" square by 1/8" thick
Coil Resistance	±5% tolerance
Weight	0.51 oz (14.5 g)
Plunger Weight	0.04 oz (1.2 g)

## How to Order

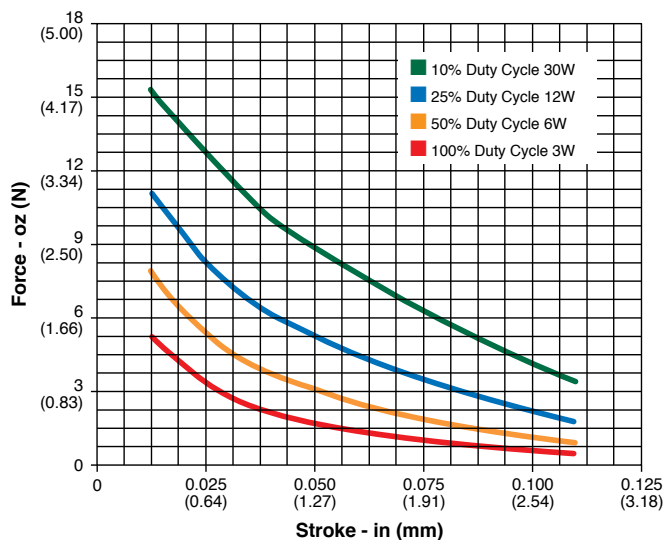
Add the plunger configuration, anti-rotation flat number, and the coil awg number to the part number (for example: to order a unit with a 60° plunger configuration without an anti-rotation flat rated for 4.7 VDC at 25% duty cycle, specify 195201-230).

Please see [www.ledex.com](http://www.ledex.com) for our list of stock products available through our North American distributors.

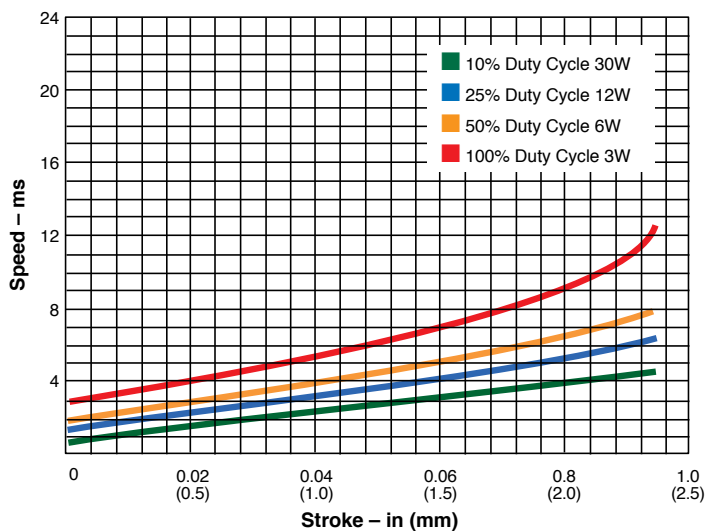
All specifications subject to change without notice.

# STA<sup>®</sup>-Mini Push Tubular Solenoids — 1/2" Dia. x 1/2"

## Typical Force @ 20°C



## Typical Speed @ No Load, 20°C



## Dimensions

Inches (mm)

All solenoids are illustrated in energized state

