

CONSOLETS, TYPE 12

INDUSTRY STANDARDS

UL 508A Listed; Type 12, 13; File Number E61997
 cUL Listed per CSA C22.2 No 94; Type 12, 13; File Number E61997

NEMA/EEMAC Type 12
 CSA File Number 42186: Type 12
 IEC 60529, IP65

APPLICATION

Consoles are ideal for mounting small control or instrumentation devices where the desirable access requires a 30- or 60-degree surface. These enclosures can be mounted on either of two sides for placement on desktops, pedestals or other flat surfaces.
 See the HMI chapter for related mild steel consoles.

SPECIFICATIONS

- Type 304 stainless steel
- Seams continuously welded and ground smooth
- Captivated cover screws thread into sealed wells
- Cover attached with continuous hinge
- Oil-resistant gasket
- Bonding provision on door

FINISH

Cover and sides of body have smooth #4 brushed finish.

ACCESSORIES

See also Accessories.
 Industrial Corrosion Inhibitors
 Steel and Stainless Steel Window Kits

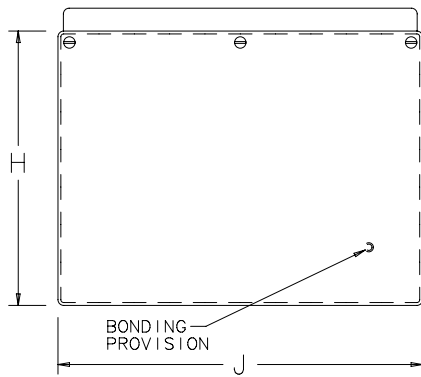
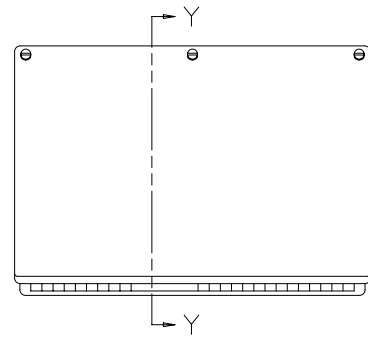
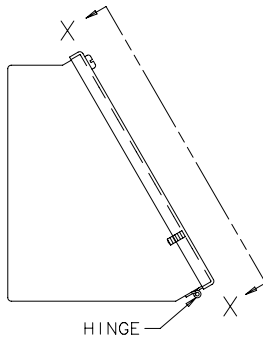
MODIFICATION AND CUSTOMIZATION

Hoffman excels at modifying and customizing products to your specifications. Contact your local Hoffman sales office or distributor for complete information.

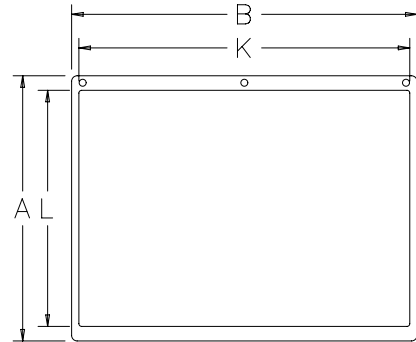
BULLETIN: C5S

Standard Product

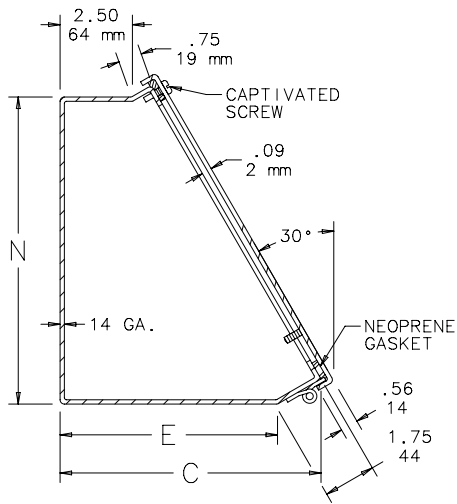
Catalog Number	AxBxC in./mm	E in./mm	H in./mm	J in./mm	K in./mm	L in./mm	N in./mm
C8C8SS	8.00 x 8.00 x 7.09	5.62	8.28	8.28	7.50	6.62	7.44
	203 x 203 x 180	143	210	210	191	168	189
C8C12SS	8.00 x 12.00 x 7.09	5.62	8.28	12.28	11.50	6.62	7.44
	203 x 305 x 180	143	210	312	292	168	189
C8C16SS	8.00 x 16.00 x 7.09	5.62	8.28	16.28	15.50	6.62	7.44
	203 x 406 x 180	143	210	414	394	168	189
C8C20SS	8.00 x 20.00 x 7.09	5.62	8.28	20.28	19.50	6.62	7.44
	203 x 508 x 180	143	210	515	495	168	189
C12C12SS	12.00 x 12.00 x 9.09	7.62	12.28	12.28	11.50	10.62	10.91
	305 x 305 x 231	194	312	312	292	270	277
C12C16SS	12.00 x 16.00 x 9.09	7.62	12.28	16.28	15.50	10.62	10.91
	305 x 406 x 231	194	312	414	394	270	277
C12C20SS	12.00 x 20.00 x 9.09	7.62	12.28	20.28	19.50	10.62	10.91
	305 x 508 x 231	194	312	515	495	270	277
C12C24SS	12.00 x 24.00 x 9.09	7.62	12.28	24.28	23.50	10.62	10.91
	305 x 610 x 231	194	312	617	597	270	277
C16C16SS	16.00 x 16.00 x 11.09	9.62	16.28	16.28	15.50	14.62	14.38
	406 x 406 x 282	244	414	414	394	371	365
C16C20SS	16.00 x 20.00 x 11.09	9.62	16.28	20.28	19.50	14.62	14.38
	406 x 508 x 282	244	414	515	495	371	365
C16C24SS	16.00 x 24.00 x 11.09	9.62	16.28	24.28	23.50	14.62	14.38
	406 x 610 x 282	244	414	617	597	371	365
C16C30SS	16.00 x 30.00 x 11.09	9.62	16.28	30.28	29.50	14.62	14.38
	406 x 762 x 282	244	414	769	749	371	365
C16C36SS	16.00 x 36.00 x 11.09	9.62	16.28	36.28	35.50	14.62	14.38
	406 x 914 x 282	244	414	922	902	371	365
C20C20SS	20.00 x 20.00 x 13.09	11.62	20.28	20.28	18.62	18.62	17.84
	508 x 508 x 332	295	515	515	473	473	453
C20C24SS	20.00 x 24.00 x 13.09	11.62	20.28	24.28	22.62	18.62	17.84
	508 x 610 x 332	295	515	617	575	473	453
C20C30SS	20.00 x 30.00 x 13.09	11.62	20.28	30.28	28.62	18.62	17.84
	508 x 762 x 332	295	515	769	727	473	453



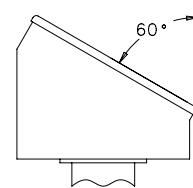
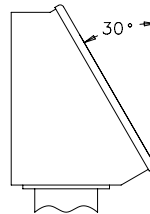
VIEW X-X



VIEW X-X
with cover removed



SECTION Y-Y



87794845