

Fuseholder Open Design, Holder for OMF 63, OMF 125 and OMT 125, SMD



125 V · 5 A (UL/CSA)



Description

- Suitable for SMD fuse-links OMF 63/OMF 125/OMT 125

Standards

- UL 4248-1
- CSA 22.2 no. 4248.1

Approvals

- UL File Number: E39328

References


Packaging Details

Fuseholder to [OMF 125](#); [OMF 63](#); [OMT 125](#); [OSU 125](#)

Weblinks


[pdf-datasheet](#), [html-datasheet](#), [General Product Information](#), [Approvals](#), [CE declaration of conformity](#), [RoHS](#), [CHINA-RoHS](#), [REACH](#), [e-Shop](#), [SCHURTER-Stock-Check](#), [Distributor-Stock-Check](#), [Detailed request for product](#)

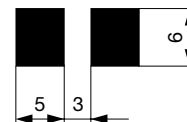
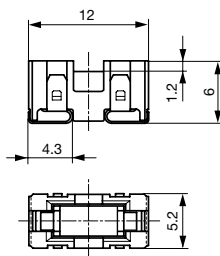
Technical Data

Fuse-Link	OMx 63/125 Fuse
Mounting	PCB
Terminal	Solder SMT
Rated Voltage	125 V (UL/CSA)
Rated current	5 A (UL/CSA)
Protection Class	Suitable for appliances with protection class I or II acc. to IEC 61140
Admissible Ambient Air Temp.	-40 °C to 85 °C
Climatic Category	40/085/21 acc. to IEC 60068-1
Material: Socket	Thermoplastic, Beige, UL 94V-0
Material: Terminals	Tin-Plated Copper Alloy
Unit Weight	3.9 g
Storage Conditions	0 °C to 60 °C, max. 70% r.h.
Product Marking	 , Type, Rated Voltage, Rated current, Approvals

Soldering Methods	Reflow (lead-free)
Solderability	260 °C / max. 30sec acc. to JEDEC J-STD-020D
Contact Resistance	≤ 10 mΩ at 20 mV acc. to IEC 60127-6
Dielectric Strength	> 3kV (50Hz; 1 min)
Impulse Withstand Voltage	> 4kV between Life parts
Insulation Resistance	≥ 10 MΩ between Life parts (500VDC; 1 min)

Dimension

 12 mm



Soldering pads

All Variants

Holder	Order Number
●	0031.7701.xx

Most Popular.

Availability for all products can be searched real-time: <http://www.schurter.com/en/Stock-Check/Stock-Check-SCHURTER>

Packaging Unit

- .xx = .11 Plastic Bag (100 pcs.)
- .xx = .22 Blister Tape 33 cm Reel (750 pcs.)
- .xx = .23 Blister Tape 38 cm Reel (1500 pcs.)