





TSM-116-02-S-DV-LC



TSM-121-01-T-SV



(2,54 mm) .100"

SMT .025" SQ POST HEADER

Mates with:

SSW, SSQ, SSM, BSW, ESW, ESQ, BCS, SLW, CES, HLE, IDSS, IDSD, SMSD, SMSS

SPECIFICATIONS

For complete specifications and recommended PCB layouts see www.samtec.com?TSM

Insulator Material:

Black Liquid Crystal Polymer
Terminal Material:
 Phosphor Bronze
Plating:

Au or Sn over 50µ" (1,27 µm) Ni

Operating Temp Range:

-55°C to +105°C with Tin;
 -55°C to +125°C with Gold

Voltage Rating:

475 VAC -SV/-DV mated with BCS or SSM

RoHS Compliant:

Yes
Lead-Free Solderable:
 Yes

-DH/-SH Lead Coplanarity:
 (0,15 mm) .006" max (02-36)

-DV/-SV Lead Coplanarity:
 (0,10 mm) .004" max (02-05)
 (0,13 mm) .005" max (06-10)
 (0,15 mm) .006" max (11-36)

MATES	CURRENT RATING (PER PIN)
TSM/SSW	4.9 A
TSM/SSM	5.4 A
TSM/HLE	4.1 A
1 PIN POWERED PER ROW	

RECOGNITIONS

For complete scope of recognitions see www.samtec.com/quality



APPLICATIONS



Note: Some lengths, styles and options are non-standard, non-returnable.

TSM	1	NO. PINS PER ROW	LEAD STYLE	PLATING OPTION	ROW OPTION
		02 thru 36		-F = Gold flash on post, Matte Tin on tail	
				-L = 10µ" (0,25 µm) Gold on post, Matte Tin on tail	
				-S = 30µ" (0,76 µm) Gold on post, Matte Tin on tail	
				-T = Matte Tin	

-01 = .230" (5,84 mm) Post Height (Mates with SSW, BCS, SSM, IDSS, IDSD)

-02 = .320" (8,13 mm) Post Height (Mates with SSM -DH)

-03 = .420" (10,67 mm) Post Height (For Bottom Mount & Pass Through)

-04 = .120" (3,05 mm) Post Height (Mates with SLW, CES, HLE)

-SV
= Single Row Vertical Pin


-DV
= Double Row Vertical Pin

Edge Mount available. Call Samtec.

-SH
= Single Row Horizontal Pin



-01 = (4,57) .180
 -02, -03, -04 = (4,82) .190

-DH
= Double Row Horizontal Pin (Style -01, -02 or -03 only)



TSM-126-02-L-DH-K

TSM-115-01-T-SH-A



TSM-110-01-T-DV

TSM SERIES

OTHER OPTIONS

-A

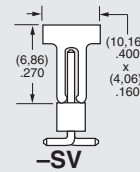
= Alignment Pin metal or plastic at Samtec discretion (Not available with -TM or -MT) (02 positions min.) (Not available with -LC)

-K

= (6,50 mm) .256" DIA Polyimide Film Pick & Place Pad (-SH: 4 positions minimum without -TR; 2 & 3 positions available with -TR)

-P

= Plastic Pick & Place Pad (-DV: 4 positions minimum without -TR; 2 & 3 positions available with -TR) (-SH: 4 positions minimum without -TR; 2 & 3 positions available with -TR) (-DH: 5 positions minimum without -TR) (-SV: 4 positions minimum without -TR; 2 & 3 positions available with -TR)



-TR

= Tape & Reel Packaging -SV = 02-22 positions -DV = 02-28 positions -SH = 02-30 positions -DH = 02-29 positions

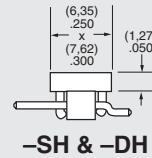
Not available with -MT or -TM

-LC

= Locking Clip (Not available with -TM) (3 positions min.) (Not available with -A) (Manual placement required)

-“XXX”

= Polarized Position



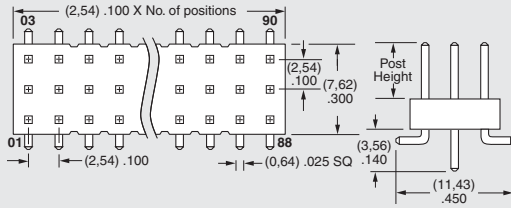
TAPE & REEL AVAILABILITY

No tooling charges. Minimum order is the lesser of a full reel quantity or 125 pieces. Order any quantity above minimum. In-house design, manufacture. Quick turn-around. Call Samtec for specifications and ordering information.

-TM

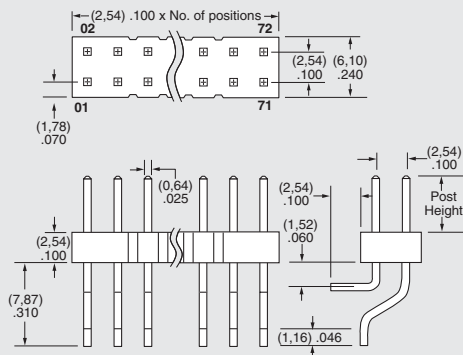
= Triple Row Vertical Mixed Technology (Style -01 only)

02 thru 30 positions only



-MT

= Mixed Technology Pin (Style -01, -02 or -03 only)



ALSO AVAILABLE (MOQ Required)

- Edge Mount and Locking Clips for -SV
 - Solder Locks for -DH and Shrouds for -DV
 - Metal Pick & Place Pad
 - Other platings
- Contact Samtec.

