

(2,00 mm) .0787"

MMT SERIES

# HORIZONTAL SURFACE MOUNT HEADER

## SPECIFICATIONS

For complete specifications and recommended PCB layouts see [www.samtec.com?MMT](http://www.samtec.com?MMT)

**Insulator Material:**  
Black Liquid Crystal Polymer  
**Terminal Material:**  
Phosphor Bronze  
**Plating:**  
Au or Sn over 50µ" (1,27 µm) Ni  
**Operating Temp Range:**  
-55°C to +105°C with Tin;  
-55°C to +125°C with Gold  
**RoHS Compliant:**  
Yes

## Processing:

**Lead-Free Solderable:**  
Yes  
**SMT Lead Coplanarity:**  
(0,10 mm) .004" max (02-25)  
(0,15 mm) .006" max (26-36)

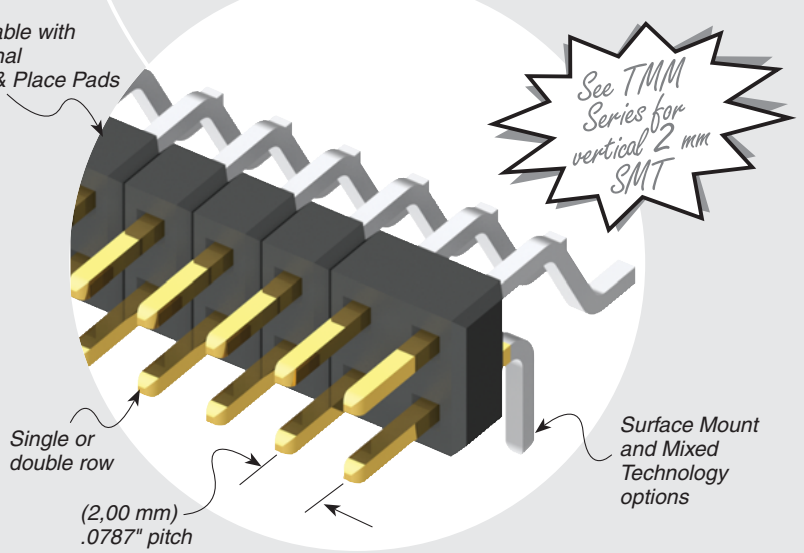

## RECOGNITIONS

For complete scope of recognitions see [www.samtec.com/quality](http://www.samtec.com/quality)



**Mates with:**  
CLT, SQT, SQW, ESQT,  
TLE, SMM, MMS, TCSD

Available with optional Pick & Place Pads



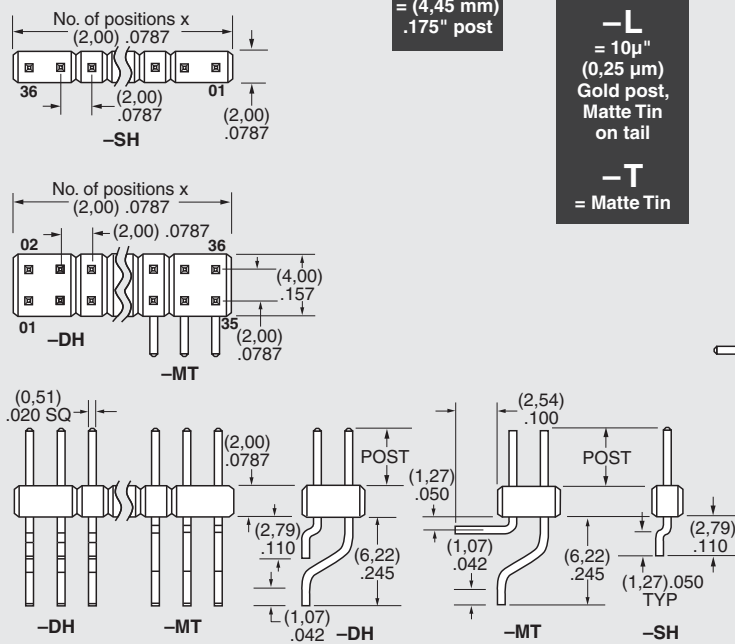
MMT	1	NO. PINS PER ROW	LEAD STYLE	PLATING OPTION	ROW OPTION	OPTION
		02 thru 36	-01 = (3,20 mm) .126" post -02 = (4,45 mm) .175" post	-F = Gold flash on post, Matte Tin on tail -L = 10µ" (0,25 µm) Gold post, Matte Tin on tail -T = Matte Tin	-SH = Single Row -DH = Double Row -MT = Double Row Mixed Technology	-K = (4,00 mm) .157" DIA Polyimide Film Pick & Place Pad (3 positions minimum) -P = Pick & Place Pad (2 positions minimum) -"XXX" = Polarized Position Specify position of omitted pin -TR = Tape & Reel Packaging

## ALSO AVAILABLE (MOQ Required)

- Alignment pins
- Locking clips
- Molded pick & place pads
- Other platings
- Contact Samtec.

**TAPE & REEL AVAILABILITY**

No tooling charges.  
Minimum order is the lesser of a full reel quantity or 125 pieces.  
Order any quantity above minimum. In-house design, manufacture. Quick turn-around.  
Call Samtec for specifications and ordering information.



**Note:** Some lengths, styles and options are non-standard, non-returnable.