samtec

TSSH–115–01–L–D



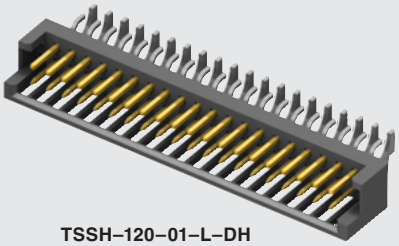

TSSH–120–01–L–DH

(2,54 mm) .100"

TSSH SERIES

# SHROUDED .025" SQ POST HEADERS

**Mates with:**
SSW, SSQ, SSM, SMSD

**Important Note:**
This Series will only mate with SSW, SSQ, SSM & SMSD Series

## SPECIFICATIONS

For complete specifications and recommended PCB layouts see www.samtec.com?TSSH

**Insulator Material:**
Black Liquid Crystal Polymer
**Terminal Material:**
Phosphor Bronze
**Plating:**
Au or Sn over 50µ" (1,27 µm) Ni
**Operating Temp Range:**
-55°C to +105°C with Tin; -55°C to +125°C with Gold
**RoHS Compliant:**
Yes

## Processing:

**Lead–Free Solderable:**
Yes
**SMT Lead Coplanarity (–DV):**
(0,10 mm) .004" max (05-10)
(0,15 mm) .006" max (15-20)
(0,20 mm) .008" max (25-36)
**SMT Lead Coplanarity (–DH):**
(0,15 mm) .006" max

## RECOGNITIONS

For complete scope of recognitions see www.samtec.com/quality

FILE NO. E111594

## APPLICATIONS

## ALSO AVAILABLE
(MOQ Required)

- Other platings
Contact Samtec.

**Note:** Some lengths, styles and options are non-standard, non-returnable.

**TSSH – 1 – NO. PINS PER ROW – 01 – PLATING OPTION – ROW OPTION – OTHER OPTION**

**NO. PINS PER ROW:**
05, 10, 15, 20, 25, 30, 34 (–D–RA, –DH)
05, 10, 15, 20, 25, 30, 35, 36 (–D, –DV)

**PLATING OPTION:**
**–L** = 10µ" (0,25 µm) Gold on post, Matte Tin on tail
**–T** = Matte Tin

**ROW OPTION:**

**–D–RA** = Double Row Right Angle Pin Through-hole

**–DH** = Double Row Horizontal Pin Surface Mount

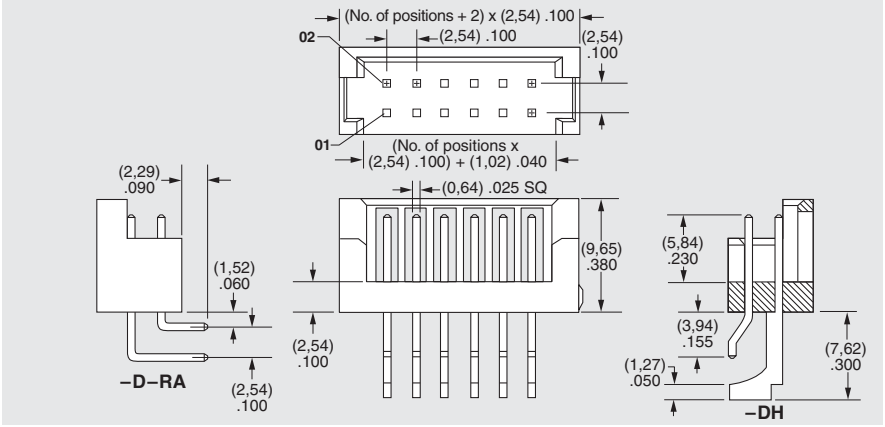


**–D** = Double Row Vertical Pin Through-hole

**–DV** = Double Row Vertical Pin Surface Mount

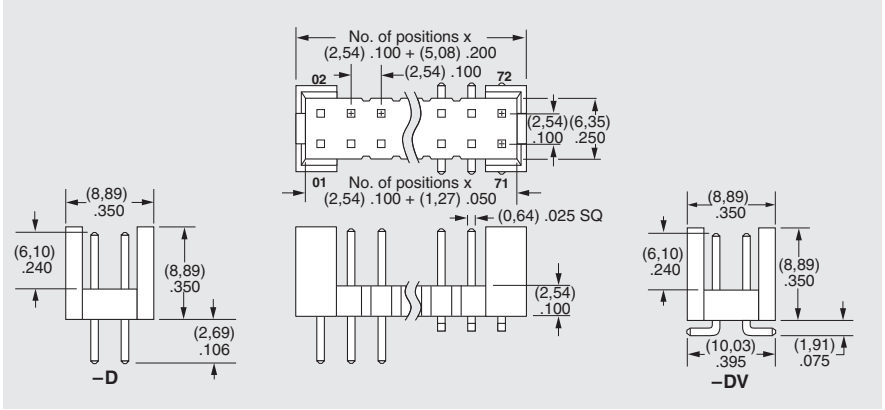


**OTHER OPTION:**

**–A** = Alignment Pin (N/A with -LC)

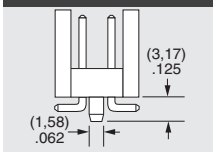


**–LC** = Locking Clip (–DV only) (N/A with -A) (Manual placement required)

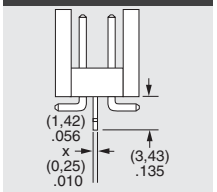


**–M** = Metal Pick & Place Pad (–DV only) (N/A with -T plating)

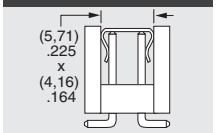


**–P** = Plastic Pick & Place Pad (–DH only) 5 pos. min

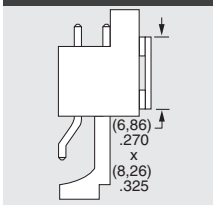


**–TR** = Tape & Reel 5 to 25 positions (–DH & –DV only)



*Due to technical progress, all designs, specifications and components are subject to change without notice.*