


SS-132-G-2



ESD-115-TT-05

(2,54 mm) .100"

SS, SD, ESD, ESS, HSS SERIES

# PRECISION MACHINED SOCKET STRIPS

Mates with:  
TS, TD, HTS, BBS,  
BBD, BBL, BDL, BHS

## SPECIFICATIONS

For complete specifications see [www.samtec.com?SS](http://www.samtec.com?SS), [www.samtec.com?ESS](http://www.samtec.com?ESS), [www.samtec.com?SD](http://www.samtec.com?SD), [www.samtec.com?ESD](http://www.samtec.com?ESD) or [www.samtec.com?HSS](http://www.samtec.com?HSS)

**Insulator Material:**  
SS, SD, ESS, ESD= Black G.F. Polyester  
HSS= Black Liquid Crystal Polymer

**Contact:**  
BeCu  
**Shell:**  
Brass except Style 5A  
Phosphor Bronze

**Plating:**  
Au over 50µ" (1,27 µm) Ni or Sn over 50µ" (1,27 µm) Ni  
**Operating Temp Range:**  
-55°C to +125°C

**Contact Resistance:**  
10 mΩ

**Lead Size Range:**  
(0,38 mm to 0,56 mm)  
.015" to .022" DIA  
and most IC leads

**Insertion Force:**  
(Single contact only)  
Standard= 9 oz (2,50 N) avg., 16 oz (4,45 N) max  
Low Insertion Force= 2.5 oz (0,70 N) avg., 5.5 oz (1,53 N) max

**Withdrawal Force:**  
(Single contact only)  
Standard= 2.5 oz (0,70 N) avg., 1.5 oz (0,42 N) min  
Low Insertion Force= 2.0 oz (0,56 N) avg., 0.35 oz (0,10 N) min

**Insertion Depth:**  
(-05, -1X & -21X, -5A)  
(3,18 mm) .125" to (3,99 mm) .157"

**Insertion Depth:**  
(-2, -22, -38)  
(2,41 mm) .095" to (3,68 mm) .145"

**RoHS Compliant:**  
Yes

**Lead-Free Solderable:**  
Wave only

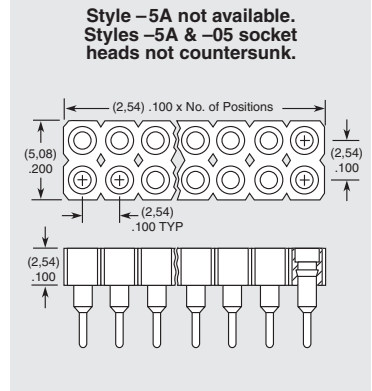
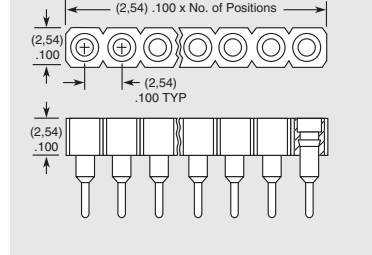
## RECOGNITIONS

For complete scope of recognitions see [www.samtec.com/quality](http://www.samtec.com/quality)



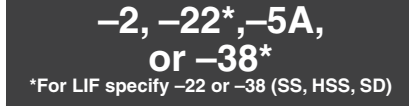
**Note:**  
Some lengths, styles and options are non-standard, non-returnable.

TYPE STRIP	1	NO. PINS PER ROW	PLATING OPTION	LEAD STYLE	OPTION	OTHER OPTION
		01 thru 32 = SS, ESS Series	-S = 10µ" (0,25 µm) Gold contact, Tin shell (Styles 2 & 22 only)	-T = 30µ" (0,76 µm) Gold contact, Tin shell	-L = Locking Socket Add -L suffix for locking lead socket in end positions. Requires Style -2 or -22 and .035" ± .003" DIA board hole.	-N = Non Flush
		01 thru 36 = HSS, SD & ESD Series	-G = 30µ" (0,76 µm) Gold contact, 10µ" (0,25 µm) Gold shell	-TT = Tin contact and shell (Styles 1, 2, 4, and 05 except LIF N/A)		
SS = Standard Single Row Socket		HSS = High Temp Single Row Socket				
ESS = Elevated Single Row Socket						
					<b>ALSO AVAILABLE (MOQ Required)</b>	
					• Locking lead option on ESS and ESD series Contact Samtec.	

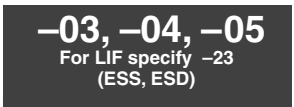


LEAD STYLE Y

-1A or -21A	(9,14) .360
-1B or -21B	(12,95) .510
-1C or -21C	(6,60) .260



LEAD STYLE	A	B	C
05	(17,86) .703	(13,46) .530	(4,39) .173
03 or 23	(11,51) .453	(8,38) .330	(3,12) .123
04	(14,05) .553	(10,92) .430	(3,12) .123



LEAD STYLE	A	B	C
05	(17,86) .703	(13,46) .530	(4,39) .173
03 or 23	(11,51) .453	(8,38) .330	(3,12) .123
04	(14,05) .553	(10,92) .430	(3,12) .123