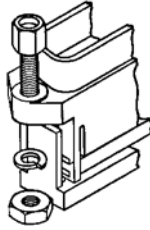




**408-8437**  
(was 1E05403 A)  
29 SEP 11 Rev B

**Jack Socket Assembly**

Install jack socket and attach lockwasher and nut.



| PART NUMBER<br>CROSS-REFERENCE |             |
|--------------------------------|-------------|
| TE Connectivity                | Previous PN |
| 1-1437012-0                    | 609-003     |

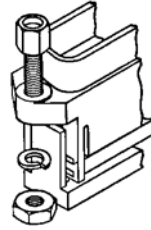
© 2011 Tyco Electronics Corporation, a TE Connectivity Ltd. Company  
All Rights Reserved



**408-8437**  
(was 1E05403 A)  
29 SEP 11 Rev B

**Jack Socket Assembly**

Install jack socket and attach lockwasher and nut.



| PART NUMBER<br>CROSS-REFERENCE |             |
|--------------------------------|-------------|
| TE Connectivity                | Previous PN |
| 1-1437012-0                    | 609-003     |

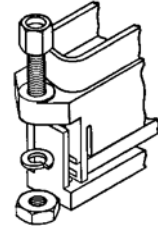
© 2011 Tyco Electronics Corporation, a TE Connectivity Ltd. Company  
All Rights Reserved



**408-8437**  
(was 1E05403 A)  
29 SEP 11 Rev B

**Jack Socket Assembly**

Install jack socket and attach lockwasher and nut.



| PART NUMBER<br>CROSS-REFERENCE |             |
|--------------------------------|-------------|
| TE Connectivity                | Previous PN |
| 1-1437012-0                    | 609-003     |

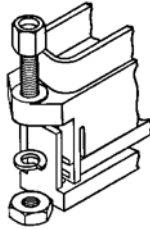
© 2011 Tyco Electronics Corporation, a TE Connectivity Ltd. Company  
All Rights Reserved



**408-8437**  
(was 1E05403 A)  
29 SEP 11 Rev B

**Jack Socket Assembly**

Install jack socket and attach lockwasher and nut.



| PART NUMBER<br>CROSS-REFERENCE |             |
|--------------------------------|-------------|
| TE Connectivity                | Previous PN |
| 1-1437012-0                    | 609-003     |

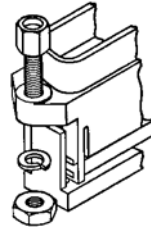
© 2011 Tyco Electronics Corporation, a TE Connectivity Ltd. Company  
All Rights Reserved



**408-8437**  
(was 1E05403 A)  
29 SEP 11 Rev B

**Jack Socket Assembly**

Install jack socket and attach lockwasher and nut.



| PART NUMBER<br>CROSS-REFERENCE |             |
|--------------------------------|-------------|
| TE Connectivity                | Previous PN |
| 1-1437012-0                    | 609-003     |

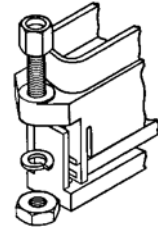
© 2011 Tyco Electronics Corporation, a TE Connectivity Ltd. Company  
All Rights Reserved



**408-8437**  
(was 1E05403 A)  
29 SEP 11 Rev B

**Jack Socket Assembly**

Install jack socket and attach lockwasher and nut.



| PART NUMBER<br>CROSS-REFERENCE |             |
|--------------------------------|-------------|
| TE Connectivity                | Previous PN |
| 1-1437012-0                    | 609-003     |

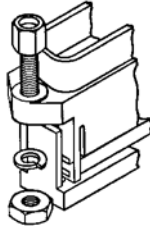
© 2011 Tyco Electronics Corporation, a TE Connectivity Ltd. Company  
All Rights Reserved



**408-8437**  
(was 1E05403 A)  
29 SEP 11 Rev B

**Jack Socket Assembly**

Install jack socket and attach lockwasher and nut.



| PART NUMBER<br>CROSS-REFERENCE |             |
|--------------------------------|-------------|
| TE Connectivity                | Previous PN |
| 1-1437012-0                    | 609-003     |

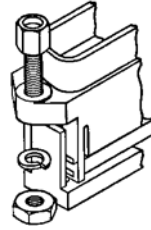
© 2011 Tyco Electronics Corporation, a TE Connectivity Ltd. Company  
All Rights Reserved



**408-8437**  
(was 1E05403 A)  
29 SEP 11 Rev B

**Jack Socket Assembly**

Install jack socket and attach lockwasher and nut.



| PART NUMBER<br>CROSS-REFERENCE |             |
|--------------------------------|-------------|
| TE Connectivity                | Previous PN |
| 1-1437012-0                    | 609-003     |

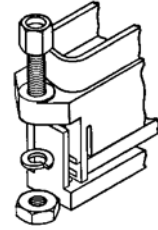
© 2011 Tyco Electronics Corporation, a TE Connectivity Ltd. Company  
All Rights Reserved



**408-8437**  
(was 1E05403 A)  
29 SEP 11 Rev B

**Jack Socket Assembly**

Install jack socket and attach lockwasher and nut.



| PART NUMBER<br>CROSS-REFERENCE |             |
|--------------------------------|-------------|
| TE Connectivity                | Previous PN |
| 1-1437012-0                    | 609-003     |

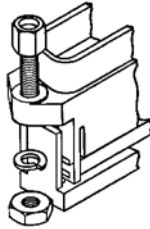
© 2011 Tyco Electronics Corporation, a TE Connectivity Ltd. Company  
All Rights Reserved



**408-8437**  
(was 1E05403 A)  
29 SEP 11 Rev B

**Jack Socket Assembly**

Install jack socket and attach lockwasher and nut.



| PART NUMBER<br>CROSS-REFERENCE |             |
|--------------------------------|-------------|
| TE Connectivity                | Previous PN |
| 1-1437012-0                    | 609-003     |

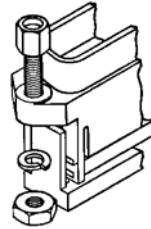
© 2011 Tyco Electronics Corporation, a TE Connectivity Ltd. Company  
All Rights Reserved



**408-8437**  
(was 1E05403 A)  
29 SEP 11 Rev B

**Jack Socket Assembly**

Install jack socket and attach lockwasher and nut.



| PART NUMBER<br>CROSS-REFERENCE |             |
|--------------------------------|-------------|
| TE Connectivity                | Previous PN |
| 1-1437012-0                    | 609-003     |

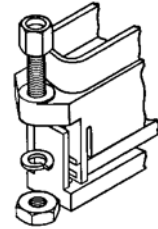
© 2011 Tyco Electronics Corporation, a TE Connectivity Ltd. Company  
All Rights Reserved



**408-8437**  
(was 1E05403 A)  
29 SEP 11 Rev B

**Jack Socket Assembly**

Install jack socket and attach lockwasher and nut.



| PART NUMBER<br>CROSS-REFERENCE |             |
|--------------------------------|-------------|
| TE Connectivity                | Previous PN |
| 1-1437012-0                    | 609-003     |

© 2011 Tyco Electronics Corporation, a TE Connectivity Ltd. Company  
All Rights Reserved