

# PSSU control units



## Features

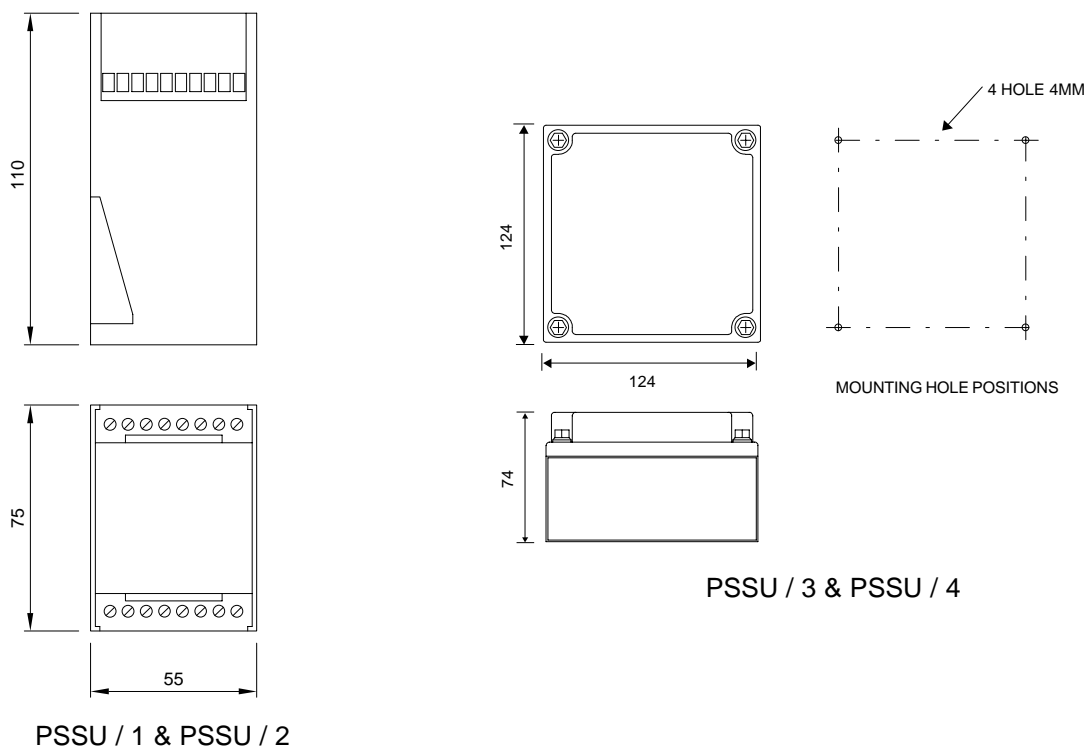
- % Choice of enclosure styles
- % Choice of supply voltages
- % EC Type examined
- % Self monitoring
- % Fail-safe manual reset

Guardscan PSSU control units are designed to be used in conjunction with Guardscan pressure sensitive sensors to form a complete safety system. They exceed the levels of Category 3 as given by prEN954-1. Four versions of the PSSU controller are available, all with the same high level of safety integrity but varying in the type of enclosure and supply voltage.

The PSSU / 1 and PSSU / 2 versions are both DIN rail mounted and are intended to be fitted inside an existing electrical enclosure on the machine. The PSSU / 1 operates from 110 / 230Vac and the PSSU / 2 is 24Vdc supplied.

The PSSU / 3 and PSSU / 4 models both use a polycarbonate enclosure, which is sealed to IP67, and are intended to be wall mounted. The PSSU / 3 operates from 110 / 230Vac and the PSSU / 4 is 24Vdc supplied.

## Dimensions



Guardscan Ltd.  
 Unit 38 Drumhead Road  
 Chorley North Industrial Park, Chorley  
 Lancs PR6 7BX England  
 Tel: +44 1257 249777  
 Fax: +44 1257 246600  
 e-mail: sales@guardscan.co.uk  
 web: www.guardscan.co.uk

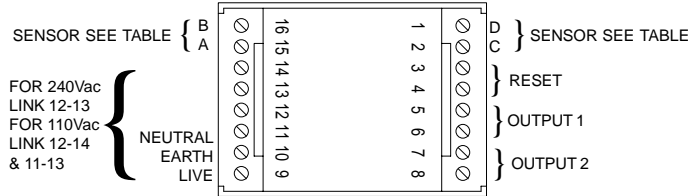
Guardscan GmbH  
 Damm Strasse 8  
 D-30976 Pattensen  
 Germany  
 Tel: +49 5101 14490  
 Fax: +49 5101 14499  
 e-mail: verkauf@guardscan.de  
 web: www.guardscan.de



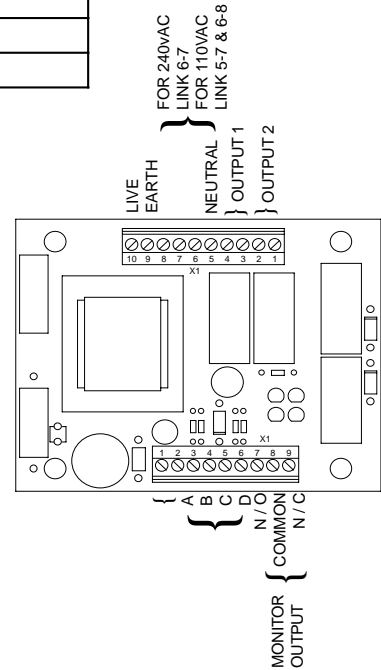
|                       |  |          |              |              |
|-----------------------|--|----------|--------------|--------------|
|                       | PSSU / 1   | PSSU / 2 | PSSU / 3     | PSSU / 4     |
| Supply voltage        | 110 / 230Vac   | 24Vdc    | 110 / 230Vac | 24Vdc        |
| Power consumption     | <6VA   | <6VA     | <6VA         | <6VA         |
| Enclosure type        | DIN rail   | DIN rail | Wall mounted | Wall mounted |
| Enclosure rating      | IP67   | IP67     | IP67         | IP67         |
| Response time         | 10ms   | 10ms     | 10ms         | 10ms         |
| Weight                | 365g   | 225g     | 365g         | 225g         |
| Sensor wiring         | Fail-safe only   |          |              |              |
| Reset mode            | Manual (remote)  |          |              |              |
| Output relays         | 2 x safety relays (forced guided contacts) cross monitored |          |              |              |
| Output contacts       | 2 x N / O, 2A @ 240V                                       |          |              |              |
| Applications          | Medium / high risk   |          |              |              |
| Operating temperature | 0° C to 50° C  |          |              |              |
| Safety standards      | Category 3: prEN 954-1                                     |          |              |              |

Electrical Connections

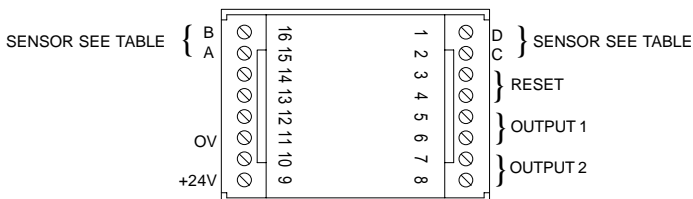
PSSU / 1



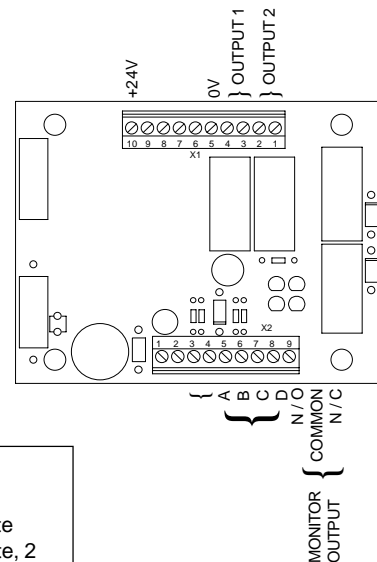
PSSU / 3



PSSU / 2



PSSU / 4



| Sensor Type             | A         | B         | C         | D         |
|-------------------------|-----------|-----------|-----------|-----------|
| CKP/S1 (single lead)    | Black     | Red       | Yellow    | White     |
| CKP/S1 (dual lead)      | Black, 1  | White, 1  | Black, 2  | White, 2  |
| Sensing edges, switches | Ribbed, 1 | Smooth, 1 | Ribbed, 2 | Smooth, 2 |

Guardscan Ltd.  
 Unit 38 Drumhead Road  
 Chorley North Industrial Park, Chorley  
 Lancs PR6 7BX England  
 Tel: +44 1257 249777  
 Fax: +44 1257 246600  
 e-mail: sales@guardscan.co.uk  
 web: www.guardscan.co.uk

Guardscan GmbH  
 Damm Strasse 8  
 D-30976 Pattensen  
 Germany  
 Tel: +49 5101 14490  
 Fax: +49 5101 14499  
 e-mail: verkauf@guardscan.de  
 web: www.guardscan.de

