

# IS3000 and DT8000 Series

IS312, IS312B, IS3012, IS3016, DT8012F5 and DT8016F5

Family of Wired PIR and DUAL TEC® Motion Detectors



Designed with the installer in mind, these high performance small form factor motion detectors offer a trouble-free, out of the box experience to simplify and reduce the installation time. With the passive infra-red IS312, IS3012 and IS3016, and DUAL TEC DT8012F5 and DT8016F5, optimum performance is achieved using custom developed extended range Fresnel

optics, look down, cover and wall tamper, and selectable pet immunity. Leading edge sensing technologies and a wide range of models to suit the requirements of most applications, Honeywell's family of IS3000 and DT8000 motion detectors will maximise intruder detection while diminishing false alarms.

## Features:

- **Sleek, Sturdy Housing**

The sleek, sturdy housing fits into a variety of residential and building styles and blends with any room décor. ABS plastic is used for shock and impact protection. The housing offers a convenient wiring channel, knockouts for mounting and wiring, and easy access to wiring terminals. To make installation easier, mounting screws are conveniently secured inside the detector rear housing.

- **Sealed Optics and Electronics (\*)**

The optics and electronics are assembled into the front enclosure and sealed with a protective cover to prevent damage during installation. The sealed optical chamber also prevents drafts and insects from affecting the detector.

- **Integrated screw retention features**

To mount the detector on the wall, the installer will insert the screw into the integrated mounting feature where it will be automatically held in place, making mounting the detector quick and easy.

- **Uniform Sensitivity Optics**

The custom designed Fresnel lens provides the same sensitivity for human targets at the edge of the pattern as exists directly in front of the detector, giving these detectors consistent coverage throughout the protected area.

- **Wall-to-Wall Coverage**

Wide and long detection coverage with look-down zone for coverage range protection that exceeds similar products in the market.

- **Advanced DualCore Signal**

Processing (DUAL TEC) DualCore signal processing analyzes PIR and microwave signals through the microcontroller. It supports a multitude of advanced functions, including concurrent diagnostics, digital fluorescent light interference filter, digital adaptive microwave threshold, adaptive baselines and bi-directional temperature compensation.

- **False Alarm Immunity**

The IS3000 and DT8000 family is designed to meet false alarm standards including NF&A2P two shields and EN50131-2-2 or EN50131-2-4. Microprocessor controls help filter out real signals from false sources.

- **Pet-friendly Selectivity**

Installers can turn pet immunity on or off with the flip of a DIP switch. When pet immunity is enabled, the detector can distinguish between signals caused by humans and signals caused by pets up to 45kg.

- **Patented Mirror Look Down**

Provides better coverage up close with multiple zones in the look-down area.

- **PIR White Light Immunity**

A patented black bug guard reduces false alarms by providing white light immunity. This helps reduce false alarm problems caused by lights, flashlights or reflective objects.

- **Flexible mountings**

The IS3000 and DT8000 family mounts on walls, in corners or on ceilings, with heights from 2.1m - 2.7m. The IS3000 and DT8000 family works with the SMB10 family of swivel brackets.

(\*) Not available for IS312/IS312B models

# IS3000 and DT8000 Series

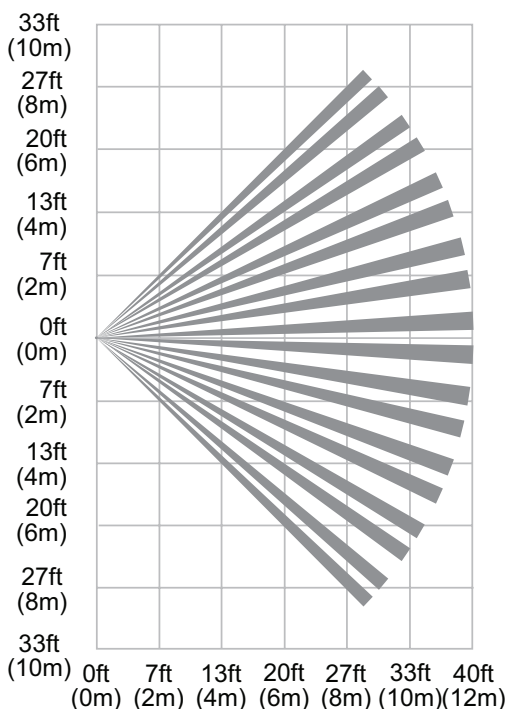
## IS312, IS312B, IS3012 and DT8012F5

Family of Wired PIR and DUAL TEC® Motion Detectors

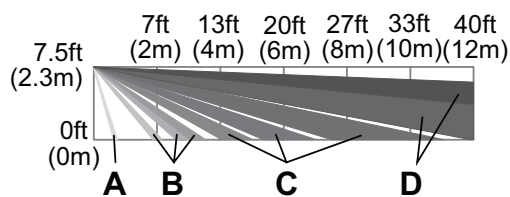
Specifications	IS312 / IS312B	IS3012	DT8012F5
Range	12m x 17m	12m x 17m	12m x 17m
Power	9.0 - 15 VDC; 9 mA typical, 11 mA maximum, 12 VDC	9.0 - 15 VDC; 7 mA typical, 11 mA maximum, 12 VDC	9.0 - 15 VDC; 9 mA typical, 14 mA maximum, 12 VDC
Alarm Relay	Energized Form A; 30 mA, 25 VDC, 22 Ohms resistance maximum. Alarm Relay Duration: 3 seconds	Energized Form A; 30 mA, 25 VDC, 22 Ohms resistance maximum. Alarm Relay Duration: 3 seconds	Energized Form A; 30 mA, 25 VDC, 22 Ohms resistance maximum. Alarm Relay Duration: 3 seconds
Tamper	Cover; Form A; 30 mA, 25 VDC	Cover & Wall; Form A; 30 mA, 25 VDC	Cover & Wall; Form A; 30 mA, 25 VDC
Microwave Frequencies	-	-	10.587 GHz
Plug-in connector	No	Yes	Yes
Flashlight walk test	No	Yes	Yes
RFI Immunity	20V/m 10-1000 MHz, 15V/m 1000-2700 MHz	20V/m 10-1000 MHz, 15V/m 1000-2700 MHz	20V/m 10-1000 MHz, 15V/m 1000-2700 MHz
PIR White Light Immunity	2,000 Lux typical	6,500 Lux typical	6,500 Lux typical
Fluorescent Light Filter	-	-	50 Hz/60 Hz
Operating Temperature	-10°C to 55°C	-10°C to 55°C	-10°C to 55°C
Relative Humidity	5 to 93%; non-condensing	5 to 93%; non-condensing	5 to 93%; non-condensing
Temperature Compensation	Advanced Dual Slope	Advanced Dual Slope	Advanced Dual Slope
Dimensions (H x W x D)	8.3 x 5.6 x 4.35 cm	9.8 x 5.7 x 4.35 cm	9.8 x 5.7 x 4.35 cm
Weight	61g (IS312), 83g (IS312B)	85g	102g
Pet Immunity	36kg	45kg	45kg
Approval Listings	EN50131-2-2 Grade 2 Class II, NF&A2P 2 shields, GOST-R, PD6662:2010	EN50131-2-2 Grade 2 Class II, NF&A2P 2 shields, GOST-R, PD6662:2010	EN50131-2-4 Grade 2 Class II, NF&A2P 2 shields, GOST-R, PD6662:2010

## IS312, IS312B, IS3012/DT8012F5 DETECTION PATTERNS

### • Top View



### • Side View



### • Zones

A	2 Look-down
B	18 Lower
C	46 Intermediate
D	36 Long



IS312

IS3012

# IS3000 and DT8000 Series

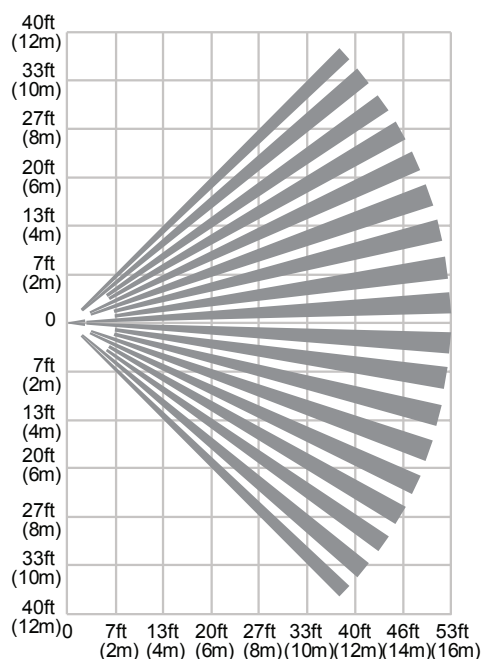
## IS3016 and DT8016F5

FAMILY OF WIRED PIR and DUAL TEC® Motion Detectors

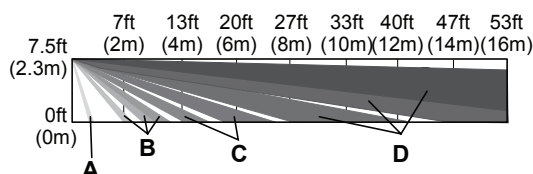
Specifications	IS3016	DT8016F5
Range	16m x 22m	16m x 22m
Power	9.0 - 15 VDC; 7 mA typical, 11 mA maximum, 12 VDC	9.0 - 15 VDC; 9 mA typical, 14 mA maximum, 12 VDC
Alarm Relay	Energized Form A; 30 mA, 25 VDC, 22 Ohms resistance maximum. Alarm Relay Duration: 3 seconds	Energized Form A; 30 mA, 25 VDC, 22 Ohms resistance maximum. Alarm Relay Duration: 3 seconds
EOL resistors	Alarm & tamper: 1K, 2.2K, 4.7K & 5.6K; default = 1K	Alarm & tamper: 1K, 2.2K, 4.7K & 5.6K; default = 1K
Tamper	Cover & Wall; Form A; 30 mA, 25 VDC	Cover & Wall; Form A; 30 mA, 25 VDC
Microwave Frequencies	-	10.587 GHz
RFI Immunity	20V/m 10-1000 MHz, 15V/m 1000-2700 MHz	20V/m 10-1000 MHz, 15V/m 1000-2700 MHz
PIR White Light Immunity	6,500 Lux typical	6,500 Lux typical
Fluorescent Light Filter	-	50 Hz/60 Hz
Operating Temperature	-10°C to 55°C	-10°C to 55°C
Relative Humidity	5 to 93%; non-condensing	5 to 93%; non-condensing
Temperature Compensation	Advanced Dual Slope	Advanced Dual Slope
Dimensions (H x W x D)	9.8 x 5.7 x 4.35 cm	9.8 x 5.7 x 4.35 cm
Weight	85g	102g
Approval Listings	EN50131-2-2 Grade 2 Class II, NF&A2P 2 shields, GOST-R, PD6662:2010	EN50131-2-4 Grade 2 Class II, NF&A2P 2 shields, GOST-R, PD6662:2010

## IS3016/DT8016F5 DETECTION PATTERNS

### • Top View



### • Side View



### • Zones

A	2 Look-down
B	18 Lower
C	20 Intermediate
D	54 Long



DT8016F5

# IS3000 and DT8000 Series

## IS312, IS312B, IS3012, IS3016, DT8012F5 and DT8016F5

Family of Wired PIR and DUAL TEC® Motion Detectors

### ORDERING

<b>IS312</b>	36kg Pet Immune PIR Motion Detector, 12m x 17m
<b>IS312B</b>	36kg Pet Immune PIR Motion Detector, 12m x 17m with wall/ceiling mount bracket
<b>IS3012</b>	45kg Pet Immune PIR Motion Detector, 12m x 17m
<b>IS3016</b>	PIR Motion Detector, 16m x 22m
<b>DT8012F5</b>	Pet Immune DUAL TEC Motion Detector, 12m x 17m
<b>DT8016F5</b>	DUAL TEC Motion Detector, 16m x 22m

### ACCESSORIES

<b>SMB10</b>	Swivel Mount Bracket (0-000-110-01)
<b>SMB10C</b>	Swivel Mount Ceiling Bracket (0-000-111-01)
<b>SMB10T</b>	Swivel Mount Bracket with Tamper (0-000-155-01)

**Note:** Honeywell reserves the right to alter the specification of products without prior notice.

#### For more information:

[www.honeywell.com/security/uk](http://www.honeywell.com/security/uk)

Fax: +44 (0) 1698 738 300

Email: [securitysales@honeywell.com](mailto:securitysales@honeywell.com)

#### Honeywell Security Group

Newhouse Industrial Estate

Motherwell

Lanarkshire

ML1 5SB

United Kingdom

Tel: +44 (0) 8448 000 235

[www.honeywell.com](http://www.honeywell.com)

HSC-ISDTF-03-UK(0115)DS-E  
January 2015  
© 2015 Honeywell International Inc.

