

Flush-type connector - SACC-DSI-M8FS-3CON-M10-L90 SH - 1456145


Please be informed that the data shown in this PDF Document is generated from our Online Catalog. Please find the complete data in the user's documentation. Our General Terms of Use for Downloads are valid (<http://phoenixcontact.com/download>)



Sensor/actuator flush-type connector, socket, 3-pos. M8, rear/screw mounting with M10 fastening thread, with angled solder connection



Key commercial data

Packing unit	20 pc
Minimum order quantity	20 pc
GTIN	 4 046356 605748
Weight per Piece (excluding packing)	6.77 g
Custom tariff number	85366990
Country of origin	Germany
Product key	ABQBAD

Technical data

Ambient conditions

Ambient temperature (operation)	-25 °C ... 85 °C
Degree of protection	IP67

General

Rated current at 40°C	4 A
Rated voltage	30 V
Number of positions	3
Contact resistance	≤ 3 mΩ
Insulation resistance	≥ 100 MΩ
Coding	A - standard
Standards/regulations	M8 connector IEC 61076-2-104
Status display	No
Surge voltage category	II
Pollution degree	3
Connection method	Solder pins

Flush-type connector - SACC-DSI-M8FS-3CON-M10-L90 SH - 1456145

Technical data

General

Mounting type	Rear mounting M8 x 1 With flat nut
---------------	------------------------------------

Material

Inflammability class according to UL 94	HB
Contact material	Cu alloy
Contact surface material	Au
Contact carrier material	PA 66
Material, knurls	Zinc die-cast, nickel-plated
Sealing material	NBR

Cable

Classifications

eCl@ss

eCl@ss 4.0	27140815
eCl@ss 4.1	27140815
eCl@ss 5.0	27143423
eCl@ss 5.1	27143423
eCl@ss 6.0	27143423
eCl@ss 7.0	27449001
eCl@ss 8.0	27440103

ETIM

ETIM 4.0	EC002061
ETIM 5.0	EC002061

UNSPSC

UNSPSC 6.01	31251501
UNSPSC 7.0901	31251501
UNSPSC 11	31251501
UNSPSC 12.01	31251501
UNSPSC 13.2	31251501

Approvals

Approvals

Approvals

EAC

Flush-type connector - SACC-DSI-M8FS-3CON-M10-L90 SH - 1456145

Approvals

Ex Approvals

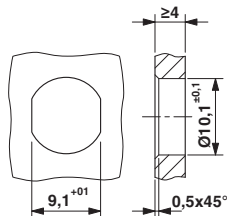
Approvals submitted

Approval details

EAC

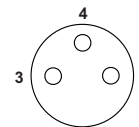
Drawings

Dimensioned drawing



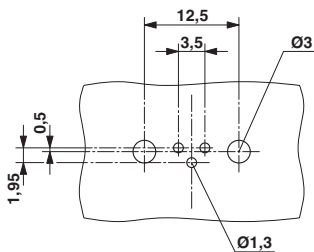
Mounting panel with feed-through hole

Schematic diagram



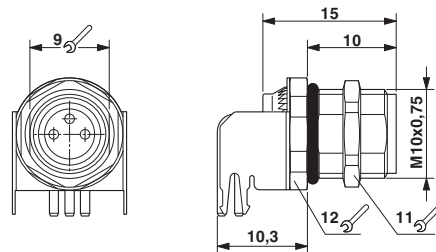
Pin assignment M8 socket, 3-pos., view female side

Drilling diagram



Drilling diagram

Dimensioned drawing



M8 flush-type socket