

Type 4 Mild Steel Junction Box 1414 N4 PH Series

Continuous Hinge Door with Clamps



Application

- Designed for use as instrument enclosures, electric, hydraulic or pneumatic control housings, electrical junction boxes or terminal wiring enclosures.
- Provides protection where equipment may be hosed down or otherwise be very wet, or in outdoor applications for full weather protection.

Standards

- UL 508 Type 3R, 4, 12 and 13
- CSA Type 3R, 4, 12 and 13
- Complies with
 - NEMA Type 3R, 4, 12 and 13
 - JIC EGP-1-1967 unless marked¹
 - IEC 60529, IP66

Construction

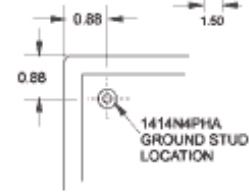



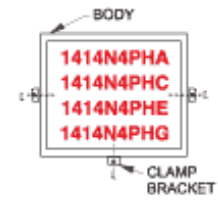
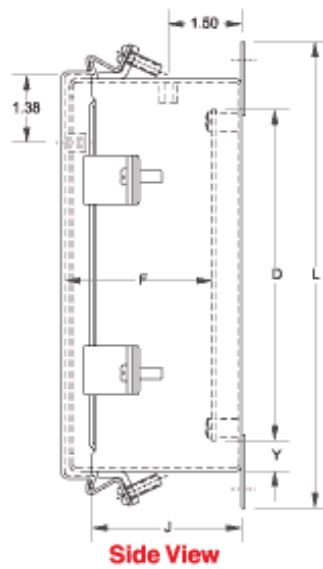
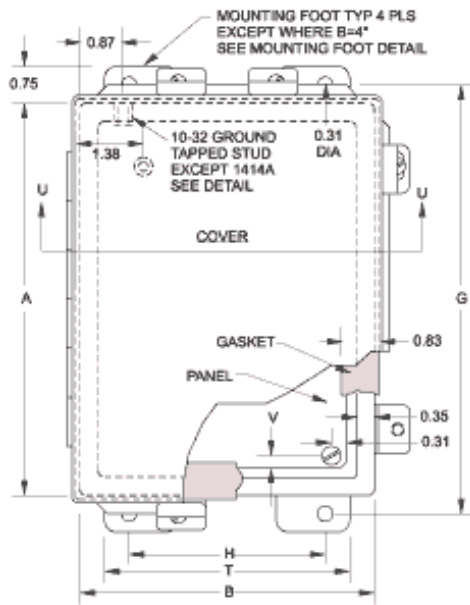
- Body formed from 16 or 14 gauge steel. Covers are formed from 14 gauge steel.
- Smooth, continuously welded seams without knockouts, cutouts or holes.
- Welded brackets provide for enclosure mounting.
- Continuous hinged cover is secured with stainless steel clamps and screws.
- Stainless steel continuous hinge on door may be removed by pulling the stainless steel hinge pin.
- Seamless poured-in place gasket.
- All models larger than 4" x 4" include a removable 14 gauge inner panel.
- Internal threaded weld studs are provided for mounting inner panels.
- A bonding stud is provided on the door and a grounding stud is provided in the enclosure.

Finish

- Cover and enclosure are phosphatized, finished in recoatable smooth ANSI 61 gray powder coating.
- Removable inner panel is finished in white powder coating.

Accessories

- Inner Panels
- Door Clamping Hardware
- Heaters
- Terminal Kit Assemblies
- Swing Panel Kit
- Ventilation
- Filtered Fans
- Type 1 Louvered Ventilating Plates
- Temperature Controls



Ground stud location for 1414N4PHA

Part No.	Part No.	Panel Size			Cover										Ship Wt. (lbs)	Ship Wt. (lbs)				
		w/ Inner Panel	w/o Inner Panel	Panel Size	A	B	C	D	E	F	G	H	J	L			Dimensions	T	V	Y
-	1414N4PHA ¹	4.00	4.00	3.00	-	-	-	4.75	2.00	2.60	5.50	4.31	4.31	3.00	-	-	-	-	1	
1414N4PHC ¹	1414N4PHCLP ¹	6.00	4.00	3.00	4.88	2.88	2.50	6.75	2.00	2.60	7.50	6.31	4.31	3.00	0.31	0.56	3	2		
1414N4PHG	1414N4PHGLP	8.00	6.00	3.50	6.75	4.88	3.00	8.75	4.00	3.10	9.50	8.31	6.31	5.00	0.25	0.63	6	5		
1414N4PHE	1414N4PHELP	6.00	6.00	4.00	4.88	4.88	3.50	6.75	4.00	3.60	7.50	6.31	6.31	5.00	0.31	0.56	5	4		
1414N4PHI	1414N4PHILP	10.00	8.00	4.00	8.75	6.88	3.50	10.75	6.00	3.60	11.50	10.31	8.31	7.00	0.25	0.63	10	9		
1414N4PHI6	1414N4PHI6LP	10.00	8.00	6.00	8.75	6.88	5.50	10.75	6.00	5.60	11.50	10.31	8.31	7.00	0.25	0.63	12	11		
1414N4PHK	1414N4PHKLP	12.00	10.00	5.00	10.75	8.88	4.50	12.75	8.00	4.60	13.50	12.31	10.31	9.00	0.25	0.63	15	14		
1414N4PHL6	1414N4PHL6LP	12.00	12.00	6.00	10.75	10.88	5.50	12.75	10.00	5.60	13.50	12.31	12.31	11.00	0.25	0.63	25	24		
1414N4PHM6	1414N4PHM6LP	14.00	12.00	6.00	12.75	10.88	5.50	14.75	10.00	5.60	15.50	14.31	12.31	11.00	0.25	0.63	21	20		
1414N4PHO6	1414N4PHO6LP	16.00	14.00	6.00	14.75	12.88	5.50	16.75	12.00	5.60	17.50	16.31	14.31	13.00	0.25	0.63	26	24		
1414N4PHM8	1414N4PHM8LP	14.00	12.00	8.00	12.75	10.88	7.50	14.75	10.00	7.60	15.50	14.31	12.31	11.00	0.25	0.63	22	20		
1414N4PHO10	1414N4PHO10LP	16.00	14.00	10.00	14.75	12.88	9.50	16.75	12.00	9.60	17.50	16.31	14.31	13.00	0.25	0.63	28	26		

¹ Does not meet JIC Requirements

Data subject to change without notice

