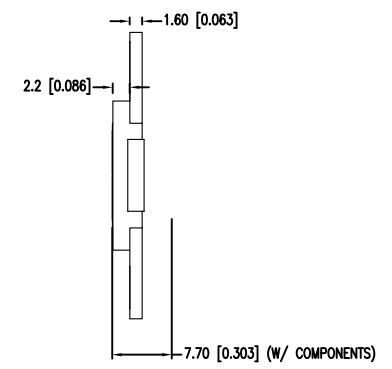
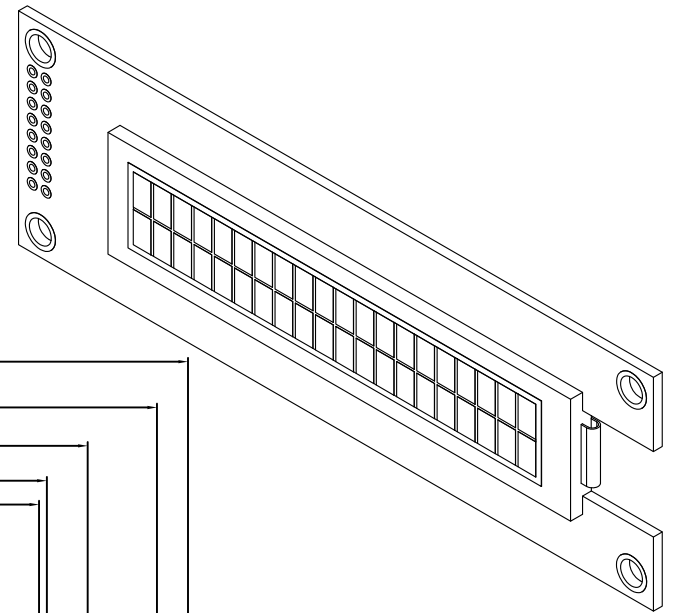
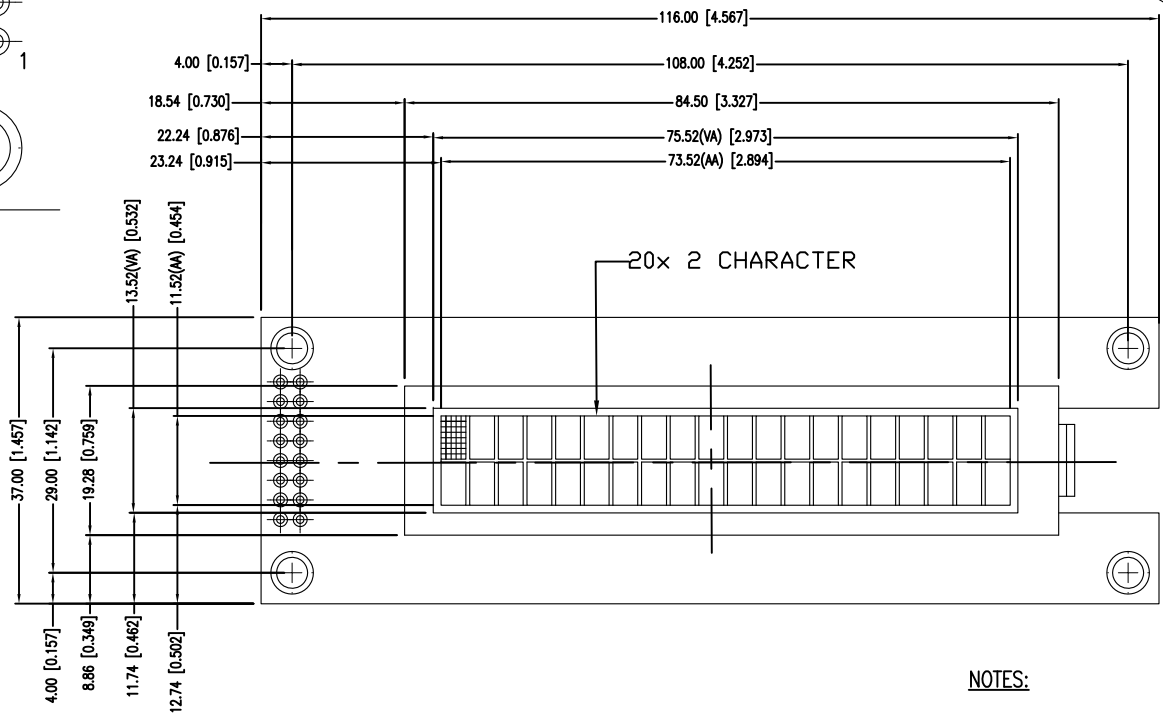


CHARACTER  
DETAIL  
SCALE: 2:1

PIN DETAIL  
SCALE: 2:1



CAUTION: STATIC SENSITIVE DEVICE  
FOLLOW PROPER E.S.D. HANDLING PROCEDURES  
WHEN WORKING WITH THIS PART.

NOTES:

1. BLACK BACKGROUND.
2. PIXEL COLOR WHITE
3. MINIMUM VIEWING ANGLE OF 65° FROM 12,3,6,9, O'CLOCK.
4. WISECHIP SEMI US2066 CONTROLLER.

\*UNLESS OTHERWISE SPECIFIED TOLERANCES PER DECIMAL PRECISION ARE: X=±1 (±0.039), X.X=±0.5 (±0.020), X.XX=±0.25 (±0.010), X.XXX=±0.127 (±0.005). LEAD SIZE=±0.05 (±0.002), LEAD LENGTH=±0.75 (±0.030). MIN.= +DECIMAL PRECISION MAX.= +0.00 -DECIMAL PRECISION

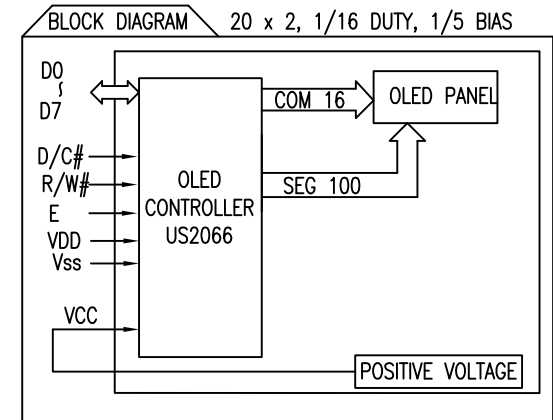
**LUMEX**  
Creating LED and LCD Solutions Together™  
425 N. GARY AVE.  
CAROL STREAM, IL 60188-4900  
PHONE: +1.800.278.5666  
FAX: +1.630.315.2152  
WEB: WWW.ITWECS.COM

20 X 2 OLED DISPLAY, WHITE CHARACTERS  
\*\*THE SPECIFICATIONS MAY CHANGE AT ANY TIME WITHOUT NOTICE DUE TO NEW MATERIALS OR PRODUCT IMPROVEMENT.\*\*  
CONFIDENTIAL INFORMATION  
THE INFORMATION CONTAINED IN THIS DOCUMENT IS THE PROPERTY OF LUMEX INC. EXCEPT AS SPECIFICALLY AUTHORIZED IN WRITING BY LUMEX INC., THE HOLDER OF THIS DOCUMENT SHALL KEEP ALL INFORMATION CONTAINED HEREIN CONFIDENTIAL AND SHALL PROTECT SAME IN WHOLE OR IN PART FROM DISCLOSURE AND DISSEMINATION TO ALL THIRD PARTIES.

DATE: 6.9.15	DRAWN BY: MJK
PAGE: 1 OF 2	CHKD BY: --
SCALE: NTS	APRVD BY: --
UNIT: mm [INCH]	Ⓟ

PIN CONFIGURATION

PIN NO.	SYMBOL	LEVEL	DESCRIPTION
1	V <sub>SS</sub>	0V	SUPPLY VOLTAGE FOR LOGIC GROUND
2	V <sub>DD</sub>	5.0V	SUPPLY VOLTAGE FOR LOGIC
3	NC	-	-
4	RS	H/L	H:DATA, L: INSTRUCTION CODE
5	R/W	H/L	H:READ (MPU-->MODULE);L:WRITE(MPU-->MODULE)
6	E	H,H->L	CHIP ENABLE SIGNAL
7	DB0	H/L	DATA BIT 0
8	DB1	H/L	DATA BIT 1
9	DB2	H/L	DATA BIT 2
10	DB3	H/L	DATA BIT 3
11	DB4	H/L	DATA BIT 4
12	DB5	H/L	DATA BIT 5
13	DB6	H/L	DATA BIT 6
14	DB7	H/L	DATA BIT 7
15	V <sub>CC</sub>	12.0V	SUPPLY VOLTAGE FOR PANEL(POSITIVE VOLTAGE OUTPUT)
16	NC	-	-



ELECTRICAL/OPTO CHARACTERISTICS

V<sub>DD</sub>=5V , T<sub>A</sub>=25°C

ITEM	SYMBOL	CONDITION	STANDARD VALUE			UNIT
			MIN.	TYP.	MAX.	
SUPPLY VOLTAGE FOR LOGIC	V <sub>DD</sub> -V <sub>SS</sub>	-	4.7		5.3	V
SUPPLY VOLTAGE FOR PANEL	V <sub>CC</sub> -V <sub>SS</sub>	-	11.5	12.0	12.5	V
INPUT VOLTAGE	HIGH	V <sub>IH</sub>	0.8V <sub>DD</sub>	-	V <sub>DD</sub>	V
	LOW	V <sub>IL</sub>	0	-	0.2V <sub>DD</sub>	V
OUTPUT VOLTAGE	HIGH	V <sub>OH</sub>	0.9V <sub>DD</sub>	-	V <sub>DD</sub>	V
	LOW	V <sub>OL</sub>	0	-	0.1V <sub>DD</sub>	V
OLED DRIVING CURRENT	I <sub>DD</sub>	-	-	83	-	mA
VIEW ANGLE				FREE		
DARK ROOM CONTRAST			-	>10000:1	-	-
C.I.E. (C.I.E. 1931)	X	-	0.25	0.29	0.33	-
	Y	-	0.27	0.31	0.35	-
RESPONSE TIME			-	-	30	ns
BRIGHTNESS W/POLARIZER			60	80	-	cd/m <sup>2</sup>

\*BRIGHTNESS=80cd/m<sup>2</sup> , T<sub>a</sub>=25°C, 60% RH, V<sub>DD</sub>=5.0V, V<sub>CC</sub>=12.0V, 100% DISPLAY AREA TURN ON.

ABSOLUTE MAXIMUM RATINGS

ITEM	SYMBOL	TEST CONDITION	STANDARD VALUE		UNIT
			MIN	MAX	
SUPPLY VOLTAGE FOR LOGIC	V <sub>DD</sub> -V <sub>SS</sub>	T <sub>a</sub> =25°C	2.4	5.5	V
SUPPLY VOLTAGE FOR PANEL	V <sub>CC</sub> -V <sub>SS</sub>	T <sub>a</sub> =25°C	7	13	V
HUMIDITY			-	85	%
OPERATING TEMPERATURE*	T <sub>opr</sub>	-	-40	80	°C
STORAGE TEMPERATURE	T <sub>stg</sub>	-	-40	90	°C

OPERATING LIFE 30,000 HRS  
END OF LIFE IS SPECIFIED AS 50 %OF INITIAL BRIGHTNESS

\*UNLESS OTHERWISE SPECIFIED TOLERANCES PER DECIMAL PRECISION ARE: X=±1 (±0.039), X.X=±0.5 (±0.020), X.XX=±0.25 (±0.010), X.XXX=±0.127 (±0.005). LEAD SIZE=±0.05 (±0.002), LEAD LENGTH=±0.75 (±0.030). MIN.= +DECIMAL PRECISION MAX.= +0.00 -DECIMAL PRECISION



20 x 2 OLED DISPLAY, WHITE CHARACTERS

\*\*THE SPECIFICATIONS MAY CHANGE AT ANY TIME WITHOUT NOTICE DUE TO NEW MATERIALS OR PRODUCT IMPROVEMENT.\*\*

CONFIDENTIAL INFORMATION  
THE INFORMATION CONTAINED IN THIS DOCUMENT IS THE PROPERTY OF LUMEX INC. EXCEPT AS SPECIFICALLY AUTHORIZED IN WRITING BY LUMEX INC., THE HOLDER OF THIS DOCUMENT SHALL KEEP ALL INFORMATION CONTAINED HEREIN CONFIDENTIAL AND SHALL PROTECT SAME IN WHOLE OR IN PART FROM DISCLOSURE AND DISSEMINATION TO ALL THIRD PARTIES.

DATE:	6.9.15	DRAWN BY:	MJK
PAGE:	2 OF 2	CHKD BY:	--
SCALE:	NTS	APRVD BY:	--
UNIT:	mm [INCH]		