



## TRANSF. PROTECTION PKZM0-..T



Powering Business Worldwide™

**Part no.** PKZM0-6,3-T  
**Article no.** 088915

**Catalog No.** XTPT6P3BC1NL

### Delivery programme

Product range			PKZM0...T transformer-protective circuit-breakers up to 25 A
Basic function			Transformer protection
Connection technique			Screw terminals
Contact sequence			
<b>Setting range</b>			
Overload releases 	$I_r$	A	4 - 6.3
Short-circuit releases 			
max.	$I_{rm}$	A	141
<b>Notes</b> For the protection of transformers with a high inrush current can be snap-fitted to IEC/EN 60715 top-hat rail with 7,5 or 15 mm height Phase failure sensitivity to IEC/EN 60947-4-1, VDE 0660 part 102.			

### Approvals

Specially designed for North America

No

### General

Standards			IEC/EN 60947, VDE 0660
Climatic proofing			Damp heat, constant, to IEC 60068-2-78 Damp heat, cyclic, to IEC 60068-2-30
Ambient temperature		°C	
Storage	g	°C	-40 - +80
Open		°C	-25 - 55
Enclosed		°C	-25 - 40
Mounting position			
Direction of incoming supply			as required
Degree of protection			
Device			IP20
Terminations			IP00
Protection against direct contact			Finger and back-of-hand proof
Mechanical shock resistance half-sinusoidal shock 10 ms to IEC 60068-2-27		g	25
Altitude		m	2000
Terminal capacity screw terminals		mm <sup>2</sup>	
Solid		mm <sup>2</sup>	1 x (1 - 6) 2 x (1 - 6)
Flexible with ferrule to DIN 46228		mm <sup>2</sup>	1 x (1 - 6) 2 x (1 - 6)
Solid or stranded		AWG	18 - 10
Specified tightening torque for terminal screws			
Main cable		Nm	1.7

Control circuit cables	Nm	1	
<b>Main conducting paths</b>			
Rated impulse withstand voltage	$U_{imp}$	V AC	6000
Overvoltage category/pollution degree			III/3
Rated operational voltage	$U_e$	V AC	690
Rated uninterrupted current = rated operational current	$I_u = I_e$	A	25 or current setting of the overcurrent release
Rated frequency	f	Hz	40 - 60
Rated frequency		Hz	40 - 60
Current heat loss (3 pole at operating temperature)		W	6
Lifespan, mechanical	Operations	x $10^6$	0.1
Lifespan, electrical (AC-3 at 400 V)	Operations	x $10^6$	0.1
Maximum operating frequency		Ops./ h	
Max. operating frequency		Ops./ h	40
Short-circuit rating			
AC			→ Engineering
DC			
Short-circuit rating		kA	60
Short-circuit rating			60 (up to PKZM0-16) 40 (PKZM0-20 to PKZM0-32)
Motor switching capacity		$kA_{rms}$	
AC-3 (up to 690 V)		A	25
DC-5 (up to 250 V)		A	25 (3 contacts in series)

### Trip blocks

Temperature compensation			
to IEC/EN 60947, VDE 0660		°C	- 5 ... 40
Operating range		°C	- 25 ... 55
Temperature compensation residual error for $T > 40$ °C			$\leq 0.25$ %/K
Setting range of overload releases		x $I_u$	0.6 - 1
Short-circuit release fixed		x $I_u$	20
Fixed short-circuit release			Basic device $20 \times I_u$
Short-circuit release tolerance			$\pm 20$ %
Phase-failure sensitivity			IEC/EN 60947-1-1, VDE 0660 Part 102

### Technical data ETIM 5.0

Low-voltage industrial components (EG000017) / Power circuit-breaker for trafo/generator/installation prot. (EC000228)

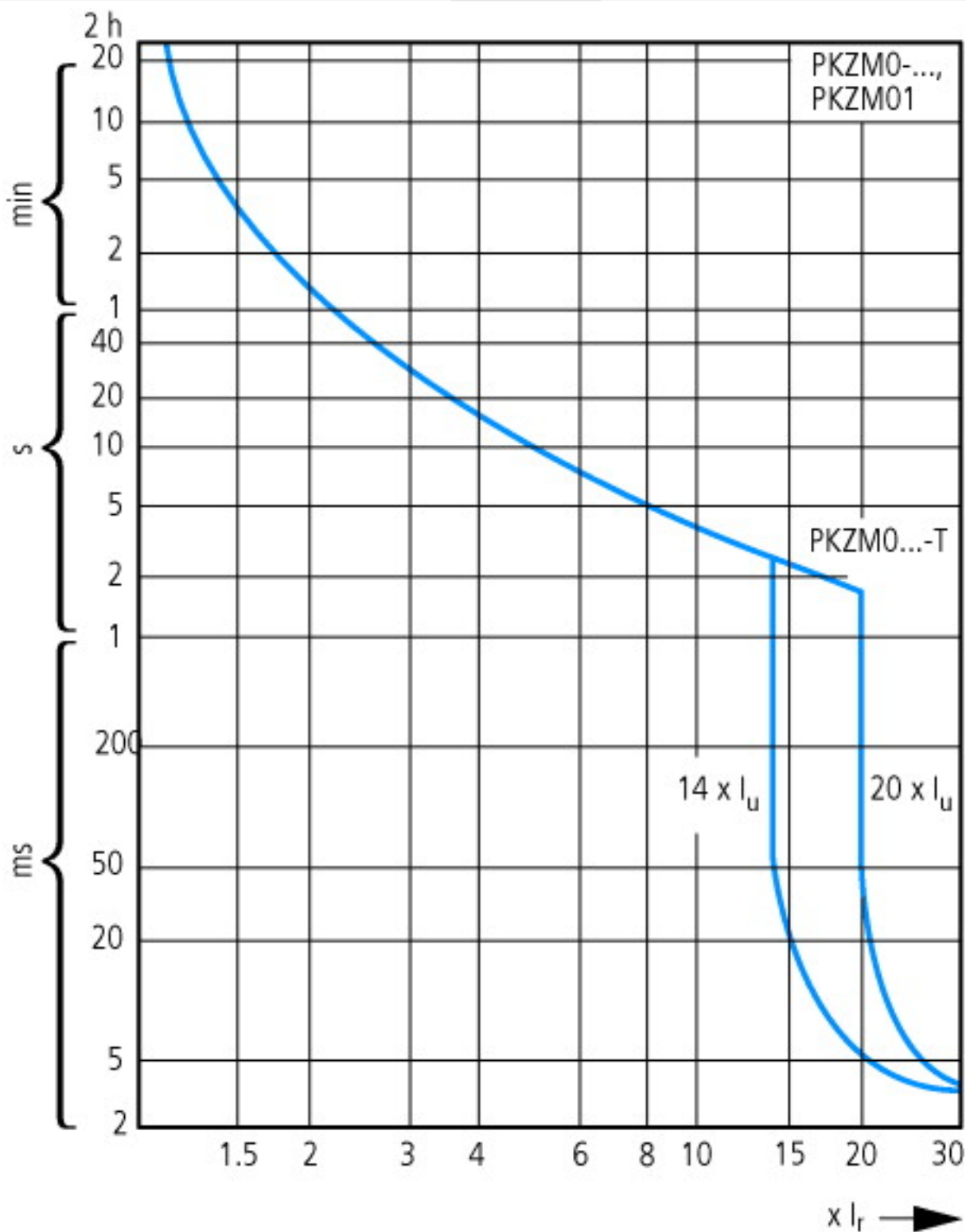
Electric engineering, automation, process control engineering / Low-voltage switch technology / Circuit breaker (LV < 1 kV) / Circuit breaker for power transformer, generator and system protection (ecl@ss8-27-37-04-09 [AJZ716009])

Rated permanent current $I_u$		A	6.3
Rated short-circuit breaking capacity $I_{cu}$ at 400 V, 50 Hz		kA	150
Setting range overload protector		A	4 - 6.3
Adjustment range short-term delayed short-circuit release		A	0 - 0
Adjustment range undelayed short-circuit release		A	141 - 141
Integrated earth fault protection			No
Connection type main current circuit			Screw connection
Device construction			-
Suitable for DIN rail (top hat rail) mounting			Yes
Number of auxiliary contacts as normally closed contact			0
Number of auxiliary contacts as normally open contact			0

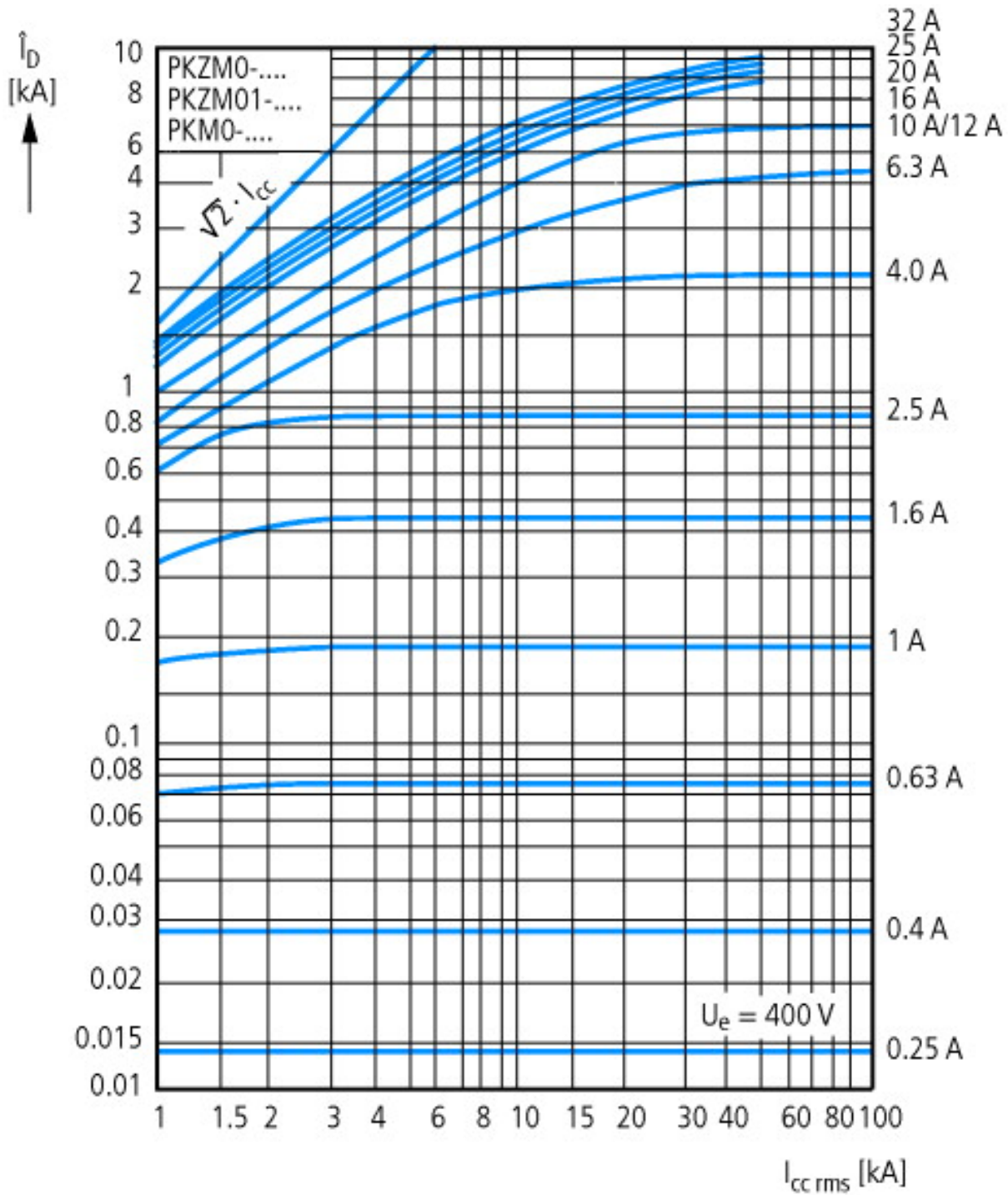
Number of auxiliary contacts as change-over contact		0
Switched-off indicator available		Yes
With under voltage release		No
Number of poles		3
Position of connection for main current circuit		Front connection
Type of control element		Turn button (knob)
Motor drive optional		No
Motor drive integrated		Yes
Degree of protection (IP)		IP20

## Characteristics

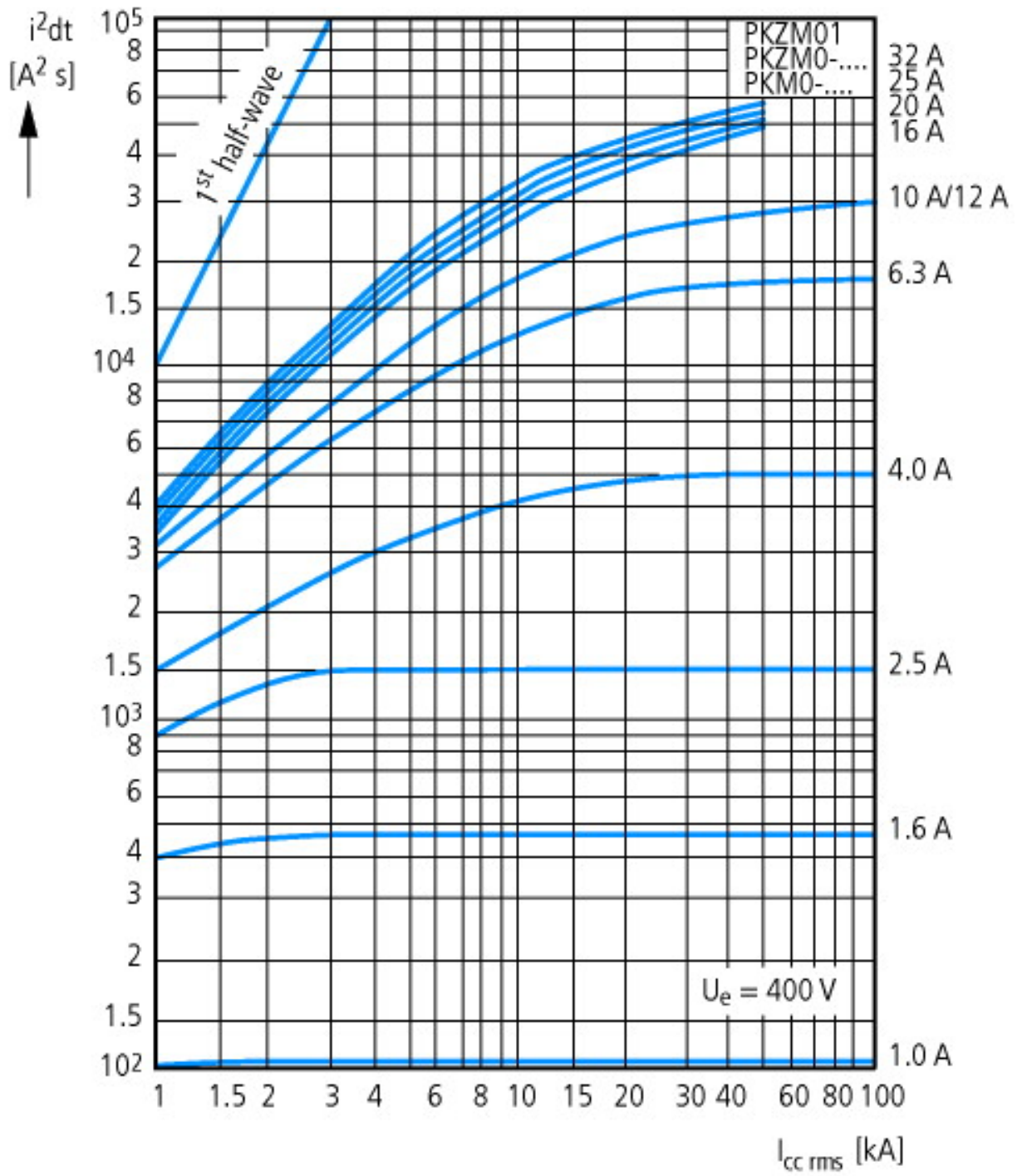
Characteristic curves



Motor-protective circuit-breaker tripping characteristic (high-capacity) compact starter, PKZM0-...T (not for PKM0-...), PKZM01



Let-through current



Let-through energy

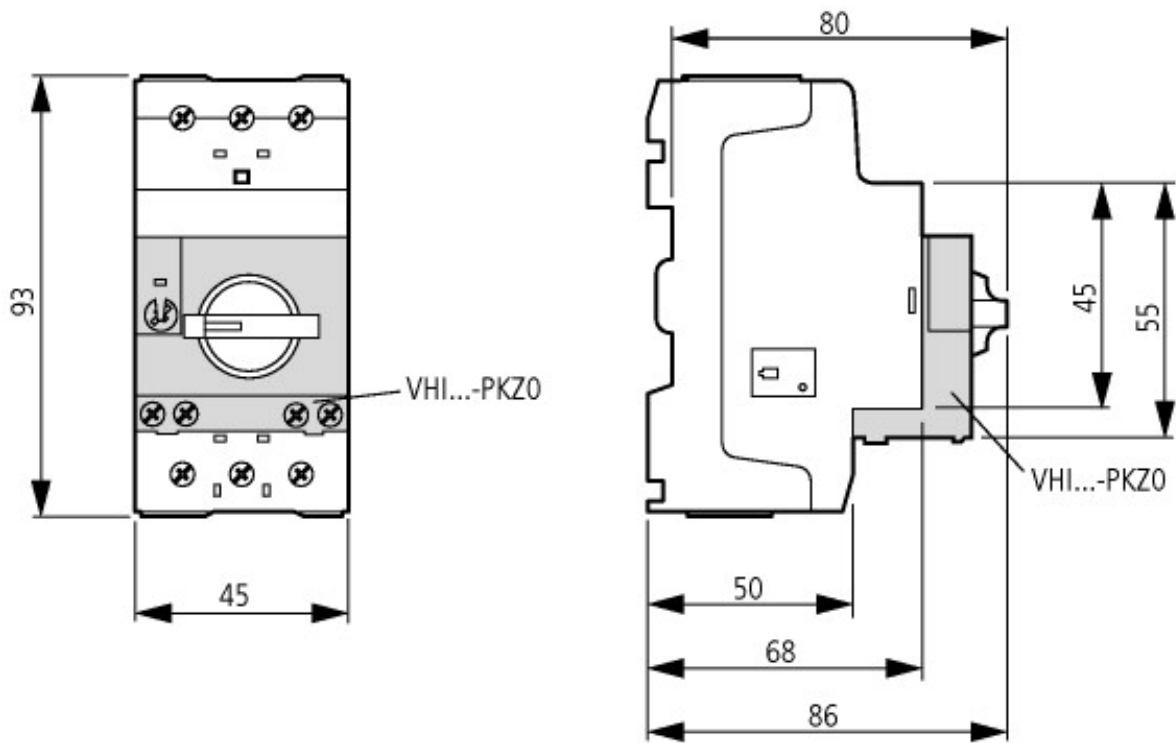
## Dimensions



Motor-protective circuit-breaker with standard auxiliary contact  
 PKZM0-...(+NHI-E...-PKZ0)  
 PKZM0-...-T(+NHI-E...-PKZ0)  
 PKM0-...(+NHI-E...-PKZ0)



Motor-protective circuit-breakers with lockable rotary handles  
 PKZM0-...+AK-PKZ0



Motor-protective circuit-breakers with early-make auxiliary contacts  
 PKZM0-...+VHI-...-PKZ0

### Additional product information (links)

#### IL03407010Z (AWA1210-2138) Motor-protective circuit-breaker

IL03407010Z (AWA1210-2138) Motor-protective circuit-breaker

[ftp://ftp.moeller.net/DOCUMENTATION/AWA\\_INSTRUCTIONS/IL03407010Z2010\\_08.pdf](ftp://ftp.moeller.net/DOCUMENTATION/AWA_INSTRUCTIONS/IL03407010Z2010_08.pdf)

#### IL03407011Z (AWA1210-1925) Motor-protective circuit-breaker

IL03407011Z (AWA1210-1925) Motor-protective circuit-breaker

[ftp://ftp.moeller.net/DOCUMENTATION/AWA\\_INSTRUCTIONS/IL03407011Z2010\\_08.pdf](ftp://ftp.moeller.net/DOCUMENTATION/AWA_INSTRUCTIONS/IL03407011Z2010_08.pdf)

#### MN03402003Z-DE/EN (AWB1210-1458) motor-protective circuit-breakers PKZM0, overload monitoring of Ex e motors

MN03402003Z-DE/EN (AWB1210-1458) motor-protective circuit-breakers PKZM0, overload monitoring of Ex e motors - Deutsch / English

[ftp://ftp.moeller.net/DOCUMENTATION/AWB\\_MANUALS/MN03402003Z\\_DE\\_EN.pdf](ftp://ftp.moeller.net/DOCUMENTATION/AWB_MANUALS/MN03402003Z_DE_EN.pdf)

Motor starters and "Special Purpose Ratings" for the North American market

[http://www.moeller.net/binary/ver\\_techpapers/ver953en.pdf](http://www.moeller.net/binary/ver_techpapers/ver953en.pdf)

Busbar Component Adapters for modern Industrial control panels

[http://www.moeller.net/binary/ver\\_techpapers/ver960en.pdf](http://www.moeller.net/binary/ver_techpapers/ver960en.pdf)