

Flush-type connector - SACC-DSI-M12FS-12CON-M16/0,5 - 1419713


Please be informed that the data shown in this PDF Document is generated from our Online Catalog. Please find the complete data in the user's documentation. Our General Terms of Use for Downloads are valid
(<http://phoenixcontact.com/download>)



Sensor/actuator flush-type socket, 12-pos., M12 SPEEDCON, rear/screw mounting with M16 thread, with 0.5 m halogen-free TPE litz wire, 12 x 0.14 mm²



Key commercial data

Packing unit	1 pc
GTIN	 4 046356 533560
Weight per Piece (excluding packing)	29.4 g
Custom tariff number	85444290
Country of origin	Germany
Product key	ABQCDH

Technical data

Dimensions

Length of cable	0.5 m
-----------------	-------

Ambient conditions

Ambient temperature (operation)	-25 °C ... 85 °C (Plug / socket)
Degree of protection	IP67

General

Note	The electrical and mechanical data specified assume that the connector pair is correctly locked and mounted. If the connector is unlocked and if there is a danger of contamination, the connector must be sealed using a protective cap > IP54. Influences arising from litz wires, cables or PCB assembly must also be taken into consideration.
Rated current at 40°C	1.5 A
Rated voltage	30 V
Number of positions	12
Contact resistance	≤ 3 mΩ
Insulation resistance	≥ 100 MΩ

Flush-type connector - SACC-DSI-M12FS-12CON-M16/0,5 - 1419713

Technical data

General

Coding	A - standard
Standards/regulations	M12 connector IEC 61076-2-101
Signal type/category	Universal
Status display	No
Surge voltage category	II
Pollution degree	3
Connection method	Individual wires
Insertion/withdrawal cycles	> 100
Torque	3 Nm ... 4 Nm (Installation-side)
Mounting type	Rear mounting M16 x 1.5 With flat nut

Material

Inflammability class according to UL 94	V0
Contact material	CuZn
Contact surface material	Au
Contact carrier material	PA 66
Material, knurls	Zinc die-cast, nickel-plated
Sealing material	FKM

Cable

Cable type	TPE litz wire
Conductor cross section	0.14 mm ²
AWG signal line	26
Conductor structure signal line	7x 0.16 mm
Core diameter including insulation	1.1 mm ±0.05 mm
Thickness, insulation	0.21 mm (Core insulation)
Wire colors	Color-coded DIN 47100
Material conductor insulation	TPE
Conductor material	Tin-plated Cu litz wires
Insulation resistance	≥ 20 MΩ*km
Conductor resistance	≤ 57.6 mΩ/m
Nominal voltage, cable	300 V
Test voltage, cable	2000 V AC
Ambient temperature (operation)	-40 °C ... 85 °C (cable, fixed installation)
	-25 °C ... 85 °C (cable, flexible installation)

Classifications

eCl@ss

eCl@ss 4.0	27140815
eCl@ss 4.1	27140815
eCl@ss 5.0	27143423

Flush-type connector - SACC-DSI-M12FS-12CON-M16/0,5 - 1419713

Classifications

eCl@ss

eCl@ss 5.1	27143423
eCl@ss 6.0	27279220
eCl@ss 7.0	27440103
eCl@ss 8.0	27440103

ETIM

ETIM 2.0	EC001297
ETIM 3.0	EC002061
ETIM 4.0	EC002061
ETIM 5.0	EC002061

UNSPSC

UNSPSC 6.01	31251501
UNSPSC 7.0901	31251501
UNSPSC 11	31251501
UNSPSC 12.01	31251501
UNSPSC 13.2	39121413

Approvals

Approvals


Approvals

UL Recognized / EAC

Ex Approvals

Approvals submitted

Approval details

UL Recognized 	
mm²/AWG/kcmil	26-20
Nominal current I _N	1.5 A
Nominal voltage U _N	30 V

Flush-type connector - SACC-DSI-M12FS-12CON-M16/0,5 - 1419713

Approvals

EAC

Accessories

Accessories

Protective cap

Screw plug - PROT-M12 - 1680539



An M12 screw plug for the unoccupied M12 sockets of the sensor/actuator cable, boxes and flush-type connectors

Screw plug - PROT-M12 SH - 1503302



An M12 screw plug for the unoccupied M12 sockets of the shielded sensor/actuator cable, boxes and flush-type connectors

Screw plug - PROT-M12 FB - 1555538



M12 high-grade steel screw plug, for unoccupied M12 sockets of the sensor/actuator cables, boxes and flush-type connectors for the food industry

Seal

Flat gasket - SACC-M16-SEAL CLM - 1430394

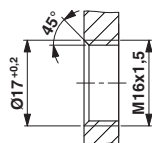


M16 flat gasket, for rear mounting of M12 flush-type connectors with M16 fastening thread

Drawings

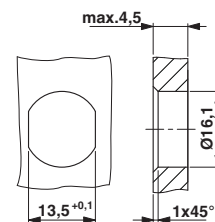
Flush-type connector - SACC-DSI-M12FS-12CON-M16/0,5 - 1419713

Dimensioned drawing



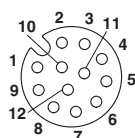
Housing cutout for M16 fastening thread, mounting panel with thread

Dimensioned drawing



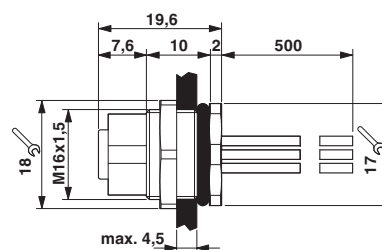
Housing cutout for M16 fastening thread, mounting panel with feed-through hole (alternatively with area as anti-rotation protection for panel thicknesses > 2 mm up to max. 4.5 mm)

Schematic diagram



Pin assignment M12, 12-pos., female side view

Dimensioned drawing



M12 flush-type socket

Circuit diagram



Contact assignment of the M12 socket