

Panel feed-through - SACC-DSI-MS-8CON-M12/0,5 SCO - 1551914


Please be informed that the data shown in this PDF Document is generated from our Online Catalog. Please find the complete data in the user's documentation. Our General Terms of Use for Downloads are valid (<http://phoenixcontact.com/download>)



Sensor/actuator flush-type plug, 8-pos., M12 SPEEDCON, rear/screw mounting with M12 thread, with 0.5 m TPE litz wire, 8 x 0.25 mm²



Key commercial data

Packing unit	1 pc
GTIN	 4 046356 161978
Weight per Piece (excluding packing)	22.1 g
Custom tariff number	85444290
Country of origin	Germany
Product key	ABQCDG

Technical data

Dimensions

Length of cable	0.5 m
-----------------	-------

Ambient conditions

Ambient temperature (operation)	-25 °C ... 85 °C (Plug / socket)
Degree of protection	IP67

General

Note	The electrical and mechanical data specified assume that the connector pair is correctly locked and mounted. If the connector is unlocked and if there is a danger of contamination, the connector must be sealed using a protective cap > IP54. Influences arising from litz wires, cables or PCB assembly must also be taken into consideration.
Rated current at 40°C	2 A
Rated voltage	30 V
Number of positions	8
Contact resistance	≤ 3 mΩ
Insulation resistance	≥ 100 MΩ

Panel feed-through - SACC-DSI-MS-8CON-M12/0,5 SCO - 1551914

Technical data

General

Coding	A - standard
Standards/regulations	M12 connector IEC 61076-2-101
Status display	No
Surge voltage category	II
Pollution degree	3
Connection method	Individual wires
Insertion/withdrawal cycles	> 100
Torque	3 Nm ... 4 Nm (Installation-side)
Mounting type	Rear mounting M12 x 1 With flat nut

Material

Inflammability class according to UL 94	V0
Contact material	CuZn
Contact surface material	Au
Contact carrier material	PA 66
Material, knurls	Zinc die-cast, nickel-plated
Sealing material	NBR

Cable

Cable type	TPE litz wire
Conductor cross section	0.25 mm ²
AWG signal line	24
Conductor structure signal line	14x 0.15 mm
Core diameter including insulation	1.15 mm ±0.07 mm
Thickness, insulation	0.21 mm
Wire colors	Brown, blue, white, gray, pink, green, yellow, red
Material conductor insulation	TPE
Conductor material	Tin-plated Cu litz wires
Insulation resistance	≥ 20 MΩ*km
Conductor resistance	≤ 80 mΩ/m
Nominal voltage, cable	300 V
Test voltage, cable	2000 V AC
Ambient temperature (operation)	-40 °C ... 85 °C (cable, fixed installation)
	-25 °C ... 85 °C (cable, flexible installation)

Classifications

eCl@ss

eCl@ss 4.0	27250313
eCl@ss 4.1	27250313
eCl@ss 5.0	27143423
eCl@ss 5.1	27143423

Panel feed-through - SACC-DSI-MS-8CON-M12/0,5 SCO - 1551914

Classifications

eCl@ss

eCl@ss 6.0	27143423
eCl@ss 7.0	27449001
eCl@ss 8.0	27440103

ETIM

ETIM 3.0	EC002061
ETIM 4.0	EC002062
ETIM 5.0	EC002061

UNSPSC

UNSPSC 6.01	31261501
UNSPSC 7.0901	31261501
UNSPSC 11	31261501
UNSPSC 12.01	31261501
UNSPSC 13.2	31261501

Approvals

Approvals

Approvals

cULus Recognized / EAC / UL Recognized

Ex Approvals

Approvals submitted

Approval details

cULus Recognized	
mm ² /AWG/kcmil	22
Nominal current I _N	2 A
Nominal voltage U _N	30 V

EAC

Panel feed-through - SACC-DSI-MS-8CON-M12/0,5 SCO - 1551914

Approvals

UL Recognized	
mm ² /AWG/kcmil	26-20
Nominal current I _N	2 A
Nominal voltage U _N	30 V

Accessories

Accessories

Protective cap

Sealing cap - PROT-M12 FS - 1560251



M12 sealing cap for unoccupied M12 plugs of the sensor/actuator cable, flush-type plugs and I/O devices in the field

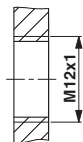
Sealing cap - PROT-M12 FS-M - 1430488



M12 metal sealing cap for unoccupied M12 plugs of the sensor/actuator cable, flush-type plugs and I/O devices in the field

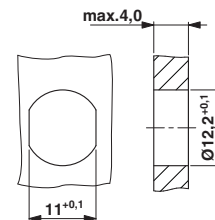
Drawings

Dimensioned drawing



Housing cutout for M12 fastening thread, mounting panel with thread

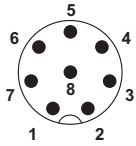
Dimensioned drawing



Housing cutout for M12 fastening thread, mounting panel with feed-through hole (alternative with surface as protection against rotation)

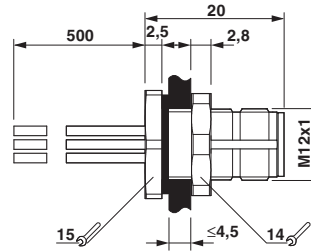
Panel feed-through - SACC-DSI-MS-8CON-M12/0,5 SCO - 1551914

Schematic diagram




Pin assignment M12 plug, 8-pos., view plug side

Dimensioned drawing



M12 flush-type connector

Circuit diagram



Contact assignment of the M12 plug and the M12 socket