

Reconfigurable power solutions optimize meeting spaces

Wiremold® Work Surface Modular Power kits make rearranging meeting rooms fast, easy, and safe. Today's meeting rooms serve multiple functions ranging from training and presenting to teaming and collaborating. Presenters and attendees need access to power, no matter what the layout of the tables. With our UL Listed 4-wire, 2-circuit non-sequential wiring systems there's no need for special color coding or number sequencing of tables. Infrastructure integration and cable management are designed into this system with the use of smaller cabling and several power feed options. The decorator disconnect insert can be mounted into a variety of popular Legrand Wiremold pathway systems including 2400 Series™ Raceway, WallSource, 8" Evolution Series Poke-Thru Devices, Floor Boxes and our new OFR Series Overfloor Raceway as well as standard wall outlets. Kit packaging makes our system as easy to install as it is to reconfigure.



Work Surface Modular Power Kits provide under table power and cable management in one package

FEATURES & BENEFITS

- **Ease of Installation.** Kits are sized for either 5' or 6' tables and contain everything you need: work surface portal(s), modular power whips with cable covers and mounting clamps.
- **Adds functionality to existing table grommet openings.** Through table solutions are easily mounted beneath standard grommet cutouts to retrofit existing work surfaces with modular power.
- **Flexible/Ease of maintaining systems.** Rearranging a room layout is as easy as unplugging tables, re-positioning and plugging tables back together.
- **Integrated Cord Management.** Slot in work surface portal allows cables to egress under the table while integral cable tabs located on the bottom of the portal can be used to attach a power supply or manage excess cables to eliminate hanging cables.
- **Capacity.** Two circuit wiring means that a total of 10 enhanced portals can be fed from each feed source (5 per circuit), or 20 standard portals (10 per circuit).
- **Aesthetics.** Whips come with cable covers to conceal as well as mounting clips to mount them under the table and plug into work surface portals.
- **Multi-service integrated solutions.** In addition to power, work surface portals have openings for RJ45 network connections.
- **Ultimate flexibility.** Non-sequential system allows moving tables around without the need to conform to a color code or numbering sequence.
- **Adapts to a variety of popular cable management systems.** Quick disconnect inserts allow system feed from OFR Series Overfloor Raceway, 2400 Series Raceway, WallSource Multiple Service Boxes, 8" Evolution Series Poke-Thru Devices, Floor Boxes or existing wall outlets.
- **UL & CSA Listed.** System is listed for Manufactured Wiring Systems. Cord-ended units are UL & cUL Listed.

Maintaining Reconfigurable Meeting Spaces is a Snap!



Collaborative



Classroom/Presentation

Product Specifications

- Recommended table cutout for Work Surface Portal Flanges: 3" x 5 1/4"
- Minimum table thickness for cover: 1"
- 4-wire, 2-circuit system
- Systems meets UL 183 guidelines



Teaming

Variety of System Feed Options Available

Quick Disconnect Inserts give you a variety of feed options:



OFR Series
Overfloor Raceway Connector



WallSource
Multiple
Service Box
Connector



8" Evolution Series Poke-Thru Devices



2400 Series Raceway Connector



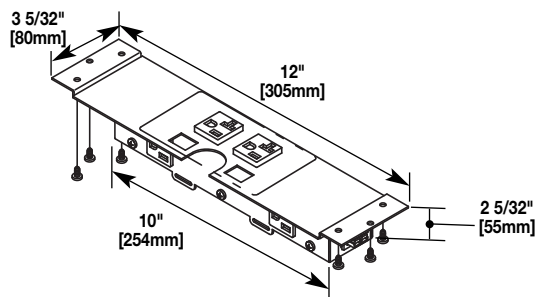
Wall Mounted
Connector in
a standard
decorator
wall plate



Part Number Configurator

WS	ME	D	TC	72	SL	SK	-2
Work Surface Series = WS	Power: Modular Power Enhanced Portal = ME Modular Power Standard Portal = MP Corded Power Enhanced Portal = CE	Data 2 Keystone Openings = D	Style: Under Table (No Flange) = UT Through Table - (Contour Flange) = TC	Table Size: 72" = 72 60" = 60	Cover Color: Black = BK Silver = SL	Kit Configuration: Single Portal Kit = SK Double Portal Kit = DK	Wiring Configuration: Portals wired for circuit 2 = -2 Portals wired for circuit 1 = Blank
Example: WSMEDTC72SLSK-2							
NOTE: Enhanced units have cable management loops and convenience outlets under the table for powering routers or other active electronics.							

Work Surface Modular Power Kits Ordering Information



NOTE: Kits include portal(s), flange(s) cables and mounting clips. Enhanced Portal Kit shown. Cables and Connectors are wired for two circuits. Portals are either circuit 1 or circuit 2.

Through Table Access – Single Enhanced Portal Kits

Part Number	Description	
WSMEDTC60SLSK WSMEDTC60SLSK-2	Modular Power & Work Surface Portal Quick Kit for 5' Table – Kit contains two 4 wire, 2 circuit connectorized cables each 25.5" in length (one M/F and one F/F) with black cable covers and 4 cable clamps for mounting. Also one work surface portal with 2 power outlets accessible from table surface and 2 convenience power outlets accessible from under the table, 2 keystone openings for communications and one silver flange cover. Portal is wired for circuit 1. For circuit 2 wired portals, order the "-2" suffixed part number.	
WSMEDTC72SLSK WSMEDTC72SLSK-2	Modular Power & Work Surface Portal Quick Kit for 6' Table – Kit contains two 4 wire, 2 circuit connectorized cables each 31.5" in length (one M/F and one F/F) with black cable covers and 4 cable clamps for mounting. Also one work surface portal with 2 power outlets accessible from table surface and 2 convenience power outlets accessible from under the table, 2 keystone openings for communications and one silver flange cover. Portal is wired for circuit 1. For circuit 2 wired portals, order the "-2" suffixed part number.	
NOTE: Kit configurations assume there is 1/2" of cabling on each side of the table to make the table-to-table connections.		

Work Surface Modular Power Kits Ordering Information (continued)

Through Table Access – Double Enhanced Portal Kits

Part Number	Description	
WSMEDTC60SLDK WSMEDTC60SLDK-2	Modular Power & Double Work Surface Portal Quick Kit for 5' Table – Kit contains three 4 wire, 2 circuit connectorized cables; two 12" in length (one M/F and one F/F) and one 17" (F/F), all with black cable covers and 8 cable clamps for mounting. Also two work surface portals each with 2 power outlets accessible from table surface and 2 convenience power outlets accessible from under the table, 2 keystone openings for communications and one silver flange cover. Portals are wired for circuit 1. For circuit 2 wired portals, order the "-2" suffixed part number.	
WSMEDTC72SLDK WSMEDTC72SLDK-2	Modular Power & Double Work Surface Portal Quick Kit for 6' Table – Kit contains three 4 wire, 2 circuit connectorized cables; two 12" in length (one M/F and one F/F) and one 29" (F/F), all with black cable covers and 8 cable clamps for mounting. Also two work surface portals each with 2 power outlets accessible from table surface and 2 convenience power outlets accessible from under the table, 2 keystone openings for communications and one silver flange cover. Portals are wired for circuit 1. For circuit 2 wired portals, order the "-2" suffixed part number.	

NOTE: Kit configurations assume there is 1/2" of cabling on each side of the table to make the table-to-table connections.

Under Table Access (When not using a flange)





Part Number	Description	
WSMPDUT60BKSK WSMPDUT60BKSK-2	Modular Power & Work Surface Portal Quick Kit for 5' Table – Kit contains two 4 wire, 2 circuit connectorized cables each 27" in length (one M/F and one F/F) with black cable covers and 4 cable clamps for mounting, one black work surface portal with 2 power and 2 keystone openings for communications. Portal is wired for circuit 1. For circuit 2 wired portals, order the "-2" suffixed part number.	
WSMPDUT72BKSK WSMPDUT72BKSK-2	Modular Power & Work Surface Portal Quick Kit for 6' Table – Kit contains two 4 wire, 2 circuit connectorized cables each 33" in length (one M/F and one F/F) with black cable covers and 4 cable clamps for mounting, one black work surface portal with 2 power and 2 keystone openings for communications. Portal is wired for circuit 1. For circuit 2 wired portals, order the "-2" suffixed part number.	

Shown with existing table grommet (supplied by others).





Work Surface Modular Power Components Ordering Information

Cables & Accessories

Part Number	Description	
WSMPHWSC72	Hardwire Starter Cable – 72", multi-circuit, black starter cable with cover with 12" leads on one end and a female connector on the other.	
WSMPQDSFF	Quick Disconnect Insert & Cable – Single connector with 18" leads in decorator footprint for wall or floor outlets with 72" female/female interconnecting cable and cable cover.	
WSMPCMM12	Connector Cable – 12" MM connectorized cable to accommodate "U" or cornered runs.	
WSMP-QD	Quick Disconnect Connector – Male connector in decorator sized plate with 18" leads. (Decorator faceplate not included.)	
WSMP-T	T Connector – MFM connectors for starting power runs from the center of a table or auditorium seating applications.	

Work Surface Modular Power Components Ordering Information (continued)

Cord-Ended Enhanced Work Surface Portals – For Use at Workstations*

Part Number	Description	
WSCEDTCBK	<p>Cord-Ended Enhanced Work Surface Portal – For use at Workstations – Cord-ended with black flange, with 2 power outlets accessible from table surface and 3 convenience power outlets accessible from under the table, 2 keystone openings, 4 cable clamps and 72" power cord.</p>	 <p style="text-align: left; margin-top: 10px;">Portal Dimensions: Top with Mounting Flange: 12" L x 3 13/100" W Base: 9 63/100" L x 2 17/100" D</p>
WSCEDTCSL	<p>Cord-Ended Enhanced Work Surface Portals – Cord-ended with silver flange and portal, with 2 power outlets accessible from table surface and 3 convenience power outlets accessible from under the table, 2 keystone openings, 4 cable clamps and 72" power cord.</p>	 <p style="text-align: left; margin-top: 10px;">Flange Dimensions: 5 68/100" L x 3 39/100" W</p>
<p>* Cord-Ended Units are UL and cUL Listed.</p>		

NOTES



60 Woodlawn Street
West Hartford, CT 06110
Phone: 1.877.BY.LEGRAND (295-3472)
www.legrand.us/wiremold

570 Applewood Crescent
Vaughan, Ontario L4K 4B4
Phone: 905.738.9195

ED1678 R3 - Updated February 2013 - For latest specs visit www.legrand.us/wiremold

© Copyright 2013 Legrand All Rights Reserved

