




November 2014

UF4001 - UF4007 Fast Rectifiers

Features

- Low Forward Voltage Drop
- High Surge Current Capability
- High Reliability
- High Current Capability
- Glass-Passivated Junction



DO-41 (Plastic)
COLOR BAND DENOTES CATHODE

Ordering Information

Part Number	Top Mark	Package	Packing Method
UF4001	UF4001	DO-204AL (DO-41)	Tape and Reel
UF4002	UF4002	DO-204AL (DO-41)	Tape and Reel
UF4003	UF4003	DO-204AL (DO-41)	Tape and Reel
UF4004	UF4004	DO-204AL (DO-41)	Tape and Reel
UF4005	UF4005	DO-204AL (DO-41)	Tape and Reel
UF4006	UF4006	DO-204AL (DO-41)	Tape and Reel
UF4007	UF4007	DO-204AL (DO-41)	Tape and Reel

Absolute Maximum Ratings

Stresses exceeding the absolute maximum ratings may damage the device. The device may not function or be operable above the recommended operating conditions and stressing the parts to these levels is not recommended. In addition, extended exposure to stresses above the recommended operating conditions may affect device reliability. The absolute maximum ratings are stress ratings only. Values are at $T_A = 25^\circ\text{C}$ unless otherwise noted.

Symbol	Parameter	Value							Unit
		UF 4001	UF 4002	UF 4003	UF 4004	UF 4005	UF 4006	UF 4007	
V_{RRM}	Maximum Repetitive Reverse Voltage	50	100	200	400	600	800	1000	V
$I_{F(AV)}$	Average Rectified Forward Current .375 " Lead Length at $T_A = 75^\circ\text{C}$	1.0							A
I_{FSM}	Non-Repetitive Peak Forward Surge Current 8.3 ms Single Half-Sine-Wave	30							A
T_{STG}	Storage Temperature Range	-65 to +150							$^\circ\text{C}$
T_J	Operating Junction Temperature	-65 to +150							$^\circ\text{C}$

Thermal Characteristics

Values are at $T_A = 25^\circ\text{C}$ unless otherwise noted.

Symbol	Parameter	Value	Unit
P_D	Power Dissipation	2.08	W
$R_{\theta JA}$	Thermal Resistance, Junction-to-Ambient	60	$^\circ\text{C/W}$
$R_{\theta JL}$	Thermal Resistance, Junction-to-Lead	30	$^\circ\text{C/W}$

Electrical Characteristics

Values are at $T_A = 25^\circ\text{C}$ unless otherwise noted.

Symbol	Parameter	Conditions	Value							Unit
			UF 4001	UF 4002	UF 4003	UF 4004	UF 4005	UF 4006	UF 4007	
V _F	Forward Voltage	I _F = 1.0 A	1.0				1.7		V	
t _{rr}	Reverse Recovery Time	I _F = 0.5 A, I _R = 1.0 A, I _{RR} = 0.25 A	50				75		ns	
I _R	Reverse Current at Rated V _R	T _A = 25°C	10							μA
		T _A = 100°C	50							
C _T	Total Capacitance	V _R = 4.0 V, f = 1.0 MHz	17							pF

Typical Performance Characteristics

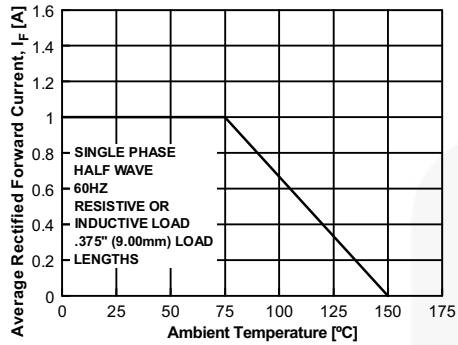


Figure 1. Forward Current Derating Curve

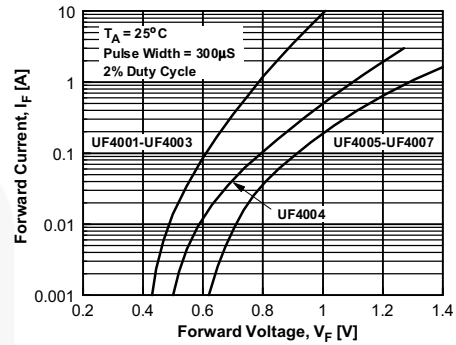


Figure 2. Forward Characteristics

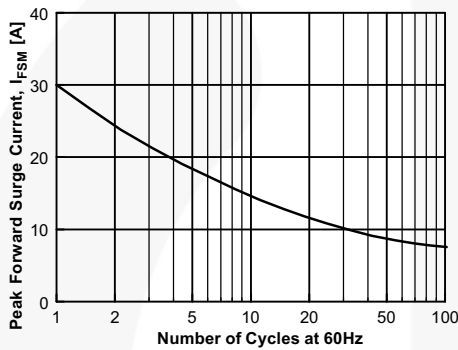


Figure 3. Non-Repetitive Surge Current

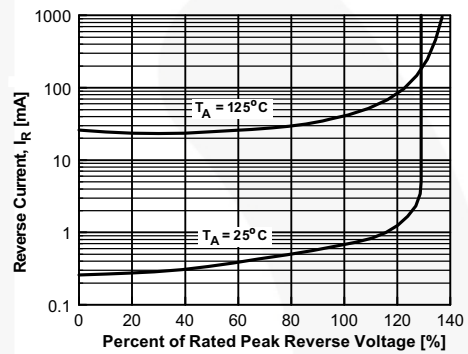


Figure 4. Reverse Characteristics

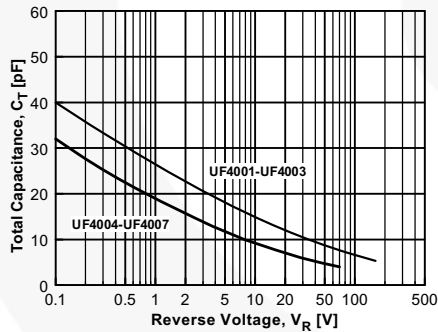
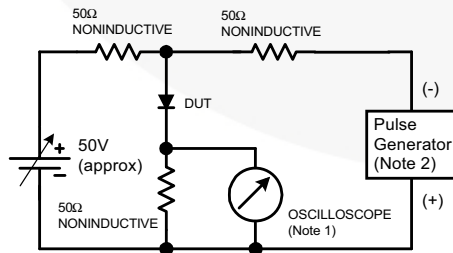


Figure 5. Typical Junction Capacitance



NOTES:
1. Rise time = 7.0 ns max; Input impedance = 1.0 megaohm 22 pf.
2. Rise time = 10 ns max; Source impedance = 50 ohms.

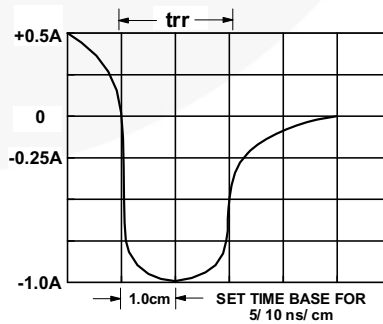
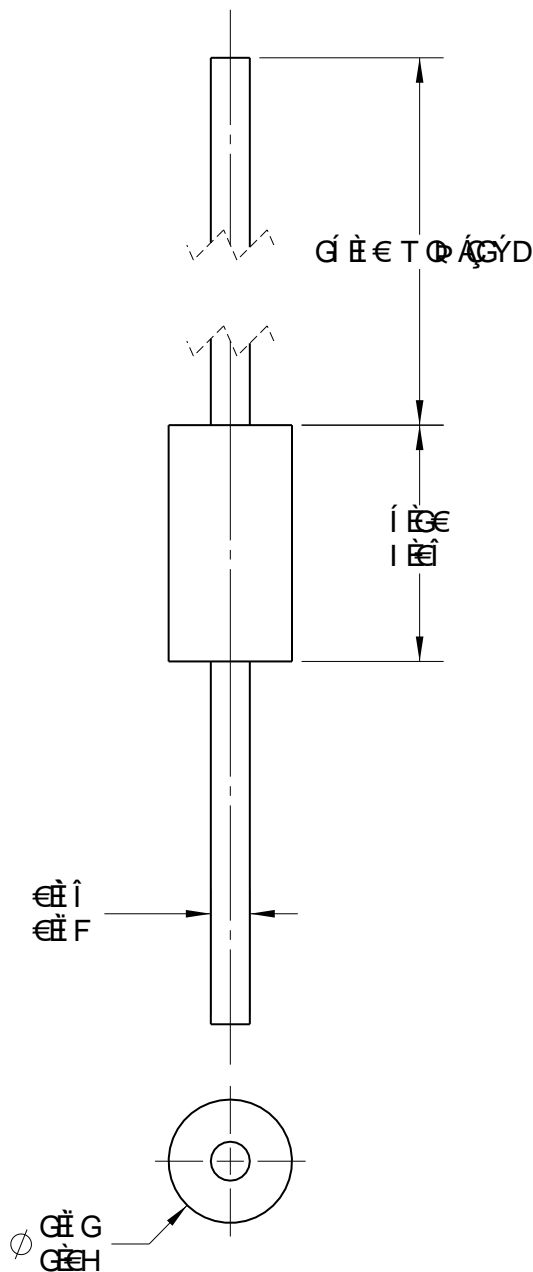


Figure 6. Reverse Recovery Time Characteristic and Test Circuit Diagram


[illegible]

ህጻናዊ ጥያቄ			
የሰው	የሰው ስም	የጾታ	የዕድሜ ዝርዝር
F	ሆሪሳይህ ለሀገር	ገጠናዊ	የሕጻናዊ ምዕራፍ
G	የሕጻናዊ ስም ለሀገር የሕጻናዊ ስም ለሀገር የሕጻናዊ ስም ለሀገር	የሕጻናዊ	የሕጻናዊ ምዕራፍ



𐤀𐤅𐤆𐤇𐤈𐤉𐤊𐤋𐤌𐤍𐤎𐤏𐤐𐤑𐤒𐤓𐤔𐤕𐤖𐤗𐤘𐤙𐤚𐤛𐤜𐤝𐤞𐤟𐤠𐤡𐤢𐤣𐤤𐤥𐤦𐤧𐤨𐤩𐤪𐤫𐤬𐤭𐤮𐤯𐤰𐤱𐤲𐤳𐤴𐤵𐤶𐤷𐤸𐤹𐤺𐤻𐤼𐤽𐤾𐤿𐥀𐥁𐥂𐥃𐥄𐥅𐥆𐥇𐥈𐥉𐥊𐥋𐥌𐥍𐥎𐥏𐥐𐥑𐥒𐥓𐥔𐥕𐥖𐥗𐥘𐥙𐥚𐥛𐥜𐥝𐥞𐥟𐥠𐥡𐥢𐥣𐥤𐥥𐥦𐥧𐥨𐥩𐥪𐥫𐥬𐥭𐥮𐥯𐥰𐥱𐥲𐥳𐥴𐥵𐥶𐥷𐥸𐥹𐥺𐥻𐥼𐥽𐥾𐥿𐧀𐧁𐧂𐧃𐧄𐧅𐧆𐧇𐧈𐧉𐧊𐧋𐧌𐧍𐧎𐧏𐧐𐧑𐧒𐧓𐧔𐧕𐧖𐧗𐧘𐧙𐧚𐧛𐧜𐧝𐧞𐧟𐧠𐧡𐧢𐧣𐧤𐧥𐧦𐧧𐧨𐧩𐧪𐧫𐧬𐧭𐧮𐧯𐧰𐧱𐧲𐧳𐧴𐧵𐧶𐧷𐧸𐧹𐧺𐧻𐧼𐧽𐧾𐧿𐨀𐨁𐨂𐨃𐨄𐨅𐨆𐨇𐨈𐨉𐨊𐨋𐨌𐨍𐨎𐨏𐨐𐨑𐨒𐨓𐨔𐨕𐨖𐨗𐨘𐨙𐨚𐨛𐨜𐨝𐨞𐨟𐨠𐨡𐨢𐨣𐨤𐨥𐨦𐨧𐨨𐨩𐨪𐨫𐨬𐨭𐨮𐨯𐨰𐨱𐨲𐨳𐨴𐨵𐨶𐨷𐨹𐨺𐨸𐨻𐨼𐨽𐨾𐨿𐩀𐩁𐩂𐩃𐩄𐩅𐩆𐩇𐩈𐩉𐩊𐩋𐩌𐩍𐩎𐩏𐩐𐩑𐩒𐩓𐩔𐩕𐩖𐩗𐩘𐩙𐩚𐩛𐩜𐩝𐩞𐩟𐩠𐩡𐩢𐩣𐩤𐩥𐩦𐩧𐩨𐩩𐩪𐩫𐩬𐩭𐩮𐩯𐩰𐩱𐩲𐩳𐩴𐩵𐩶𐩷𐩸𐩹𐩺𐩻𐩼𐩽𐩾𐩿𐪀𐪁𐪂𐪃𐪄𐪅𐪆𐪇𐪈𐪉𐪊𐪋𐪌𐪍𐪎𐪏𐪐𐪑𐪒𐪓𐪔𐪕𐪖𐪗𐪘𐪙𐪚𐪛𐪜𐪝𐪞𐪟𐪠𐪡𐪢𐪣𐪤𐪥𐪦𐪧𐪨𐪩𐪪𐪫𐪬𐪭𐪮𐪯𐪰𐪱𐪲𐪳𐪴𐪵𐪶𐪷𐪸𐪹𐪺𐪻𐪼𐪽𐪾𐪿𐫀𐫁𐫂𐫃𐫄𐫅𐫆𐫇𐫈𐫉𐫊𐫋𐫌𐫍𐫎𐫏𐫐𐫑𐫒𐫓𐫔𐫕𐫖𐫗𐫘𐫙𐫚𐫛𐫜𐫝𐫞𐫟𐫠𐫡𐫢𐫣𐫤𐫦𐫥𐫧𐫨𐫩𐫪𐫫𐫬𐫭𐫮𐫯𐫰𐫱𐫲𐫳𐫴𐫵𐫶𐫷𐫸𐫹𐫺𐫻𐫼𐫽𐫾𐫿𐬀𐬁𐬂𐬃𐬄𐬅𐬆𐬇𐬈𐬉𐬊𐬋𐬌𐬍𐬎𐬏𐬐𐬑𐬒𐬓𐬔𐬕𐬖𐬗𐬘𐬙𐬚𐬛𐬜𐬝𐬞𐬟𐬠𐬡𐬢𐬣𐬤𐬥𐬦𐬧𐬨𐬩𐬪𐬫𐬬𐬭𐬮𐬯𐬰𐬱𐬲𐬳𐬴𐬵𐬶𐬷𐬸𐬹𐬺𐬻𐬼𐬽𐬾𐬿𐭀𐭁𐭂𐭃𐭄𐭅𐭆𐭇𐭈𐭉𐭊𐭋𐭌𐭍𐭎𐭏𐭐𐭑𐭒𐭓𐭔𐭕𐭖𐭗𐭘𐭙𐭚𐭛𐭜𐭝𐭞𐭟𐭠𐭡𐭢𐭣𐭤𐭥𐭦𐭧𐭨𐭩𐭪𐭫𐭬𐭭𐭮𐭯𐭰𐭱𐭲𐭳𐭴𐭵𐭶𐭷𐭸𐭹𐭺𐭻𐭼𐭽𐭾𐭿𐮀𐮁𐮂𐮃𐮄𐮅𐮆𐮇𐮈𐮉𐮊𐮋𐮌𐮍𐮎𐮏𐮐𐮑𐮒𐮓𐮔𐮕𐮖𐮗𐮘𐮙𐮚𐮛𐮜𐮝𐮞𐮟𐮠𐮡𐮢𐮣𐮤𐮥𐮦𐮧𐮨𐮩𐮪𐮫𐮬𐮭𐮮𐮯𐮰𐮱𐮲𐮳𐮴𐮵𐮶𐮷𐮸𐮹𐮺𐮻𐮼𐮽𐮾𐮿𐯀𐯁𐯂𐯃𐯄𐯅𐯆𐯇𐯈𐯉𐯊𐯋𐯌𐯍𐯎𐯏𐯐𐯑𐯒𐯓𐯔𐯕𐯖𐯗𐯘𐯙𐯚𐯛𐯜𐯝𐯞𐯟𐯠𐯡𐯢𐯣𐯤𐯥𐯦𐯧𐯨𐯩𐯪𐯫𐯬𐯭𐯮𐯯𐯰𐯱𐯲𐯳𐯴𐯵𐯶𐯷𐯸𐯹𐯺𐯻𐯼𐯽𐯾𐯿𐰀𐰁𐰂𐰃𐰄𐰅𐰆𐰇𐰈𐰉𐰊𐰋𐰌𐰍𐰎𐰏𐰐𐰑𐰒𐰓𐰔𐰕𐰖𐰗𐰘𐰙𐰚𐰛𐰜𐰝𐰞𐰟𐰠𐰡𐰢𐰣𐰤𐰥𐰦𐰧𐰨𐰩𐰪𐰫𐰬𐰭𐰮𐰯𐰰𐰱𐰲𐰳𐰴𐰵𐰶𐰷𐰸𐰹𐰺𐰻𐰼𐰽𐰾𐰿𐱀𐱁𐱂𐱃𐱄𐱅𐱆𐱇𐱈𐱉𐱊𐱋𐱌𐱍𐱎𐱏𐱐𐱑𐱒𐱓𐱔𐱕𐱖𐱗𐱘𐱙𐱚𐱛𐱜𐱝𐱞𐱟𐱠𐱡𐱢𐱣𐱤𐱥𐱦𐱧𐱨𐱩𐱪𐱫𐱬𐱭𐱮𐱯𐱰𐱱𐱲𐱳𐱴𐱵𐱶𐱷𐱸𐱹𐱺𐱻𐱼𐱽𐱾𐱿𐲀𐲁𐲂𐲃𐲄𐲅𐲆𐲇𐲈𐲉𐲊𐲋𐲌𐲍𐲎𐲏𐲐𐲑𐲒𐲓𐲔𐲕𐲖𐲗𐲘𐲙𐲚𐲛𐲜𐲝𐲞𐲟𐲠𐲡𐲢𐲣𐲤𐲥𐲦𐲧𐲨𐲩𐲪𐲫𐲬𐲭𐲮𐲯𐲰𐲱𐲲𐲳𐲴𐲵𐲶𐲷𐲸𐲹𐲺𐲻𐲼𐲽𐲾𐲿𐳀𐳁𐳂𐳃𐳄𐳅𐳆𐳇𐳈𐳉𐳊𐳋𐳌𐳍𐳎𐳏𐳐𐳑𐳒𐳓𐳔𐳕𐳖𐳗𐳘𐳙𐳚𐳛𐳜𐳝𐳞𐳟𐳠𐳡𐳢𐳣𐳤𐳥𐳦𐳧𐳨𐳩𐳪𐳫𐳬𐳭𐳮𐳯𐳰𐳱𐳲𐳳𐳴𐳵𐳶𐳷𐳸𐳹𐳺𐳻𐳼𐳽𐳾𐳿𐴀𐴁𐴂𐴃𐴄𐴅𐴆𐴇𐴈𐴉𐴊𐴋𐴌𐴍𐴎𐴏𐴐𐴑𐴒𐴓𐴔𐴕𐴖𐴗𐴘𐴙𐴚𐴛𐴜𐴝𐴞𐴟𐴠𐴡𐴢𐴣𐴤𐴥𐴦𐴧𐴨𐴩𐴪𐴫𐴬𐴭𐴮𐴯𐴰𐴱𐴲𐴳𐴴𐴵𐴶𐴷𐴸𐴹𐴺𐴻𐴼𐴽𐴾𐴿𐵀𐵁𐵂

~~W~~CEAUCESCEOAUVEPOEUAUOXOUPOOA
ROOOOU E A CEUVPAISE
~~W~~ODAU CESCE OAU OYAOCFOAUSCEVCAUA
~~W~~W W P OUT OVOCSSYAOCSOASCEUA
~~W~~ODCSSAQ OPUBUEJOPAT SSCOVUU
~~W~~ODAU CY POZSOA PET OKUI FEXGX

00000X000 00000X000 00000X000 00000X000 00000X000	00000X000 00000X000 00000X000 00000X000 00000X000	 FAIRCHILD SEMICONDUCTOR™	00000X000 00000X000 00000X000 00000X000 00000X000
00000X000 00000X000 00000X000 00000X000 00000X000	00000X000 00000X000 00000X000 00000X000 00000X000		



TRADEMARKS

The following includes registered and unregistered trademarks and service marks, owned by Fairchild Semiconductor and/or its global subsidiaries, and is not intended to be an exhaustive list of all such trademarks.

AccuPower™
AttitudeEngine™
Awinda®
AX-CAP®
BitSiC™
Build it Now™
CorePLUS™
CorePOWER™
CROSSVOLT™
CTL™
Current Transfer Logic™
DEUXPEED®
Dual Cool™
EcoSPARK®
EfficientMax™
ESBC™
F®
Fairchild®
Fairchild Semiconductor®
FACT Quiet Series™
FACT®
FastvCore™
FETBench™
FPS™
F-PFS™
FRFET®
Global Power Resource™
GreenBridge™
Green FPS™
Green FPS™ e-Series™
Gmax™
GTO™
IntelliMAX™
ISOPLANAR™
Making Small Speakers Sound Louder and Better™
MegaBuck™
MICROCOUPLER™
MicroFET™
MicroPak™
MicroPak2™
MillerDrive™
MotionMax™
MotionGrid®
MTI®
MTx®
MVN®
mWSaver®
OptoHiT™
OPTOLOGIC®

OPTOPLANAR®
Power Supply WebDesigner™
PowerTrench®
PowerXS™
Programmable Active Droop™
QFET®
QS™
Quiet Series™
RapidConfigure™
Saving our world, 1mW/W/kW at a time™
SignalWise™
SmartMax™
SMART START™
Solutions for Your Success™
SPM®
STEALTH™
SuperFET®
SuperSOT™-3
SuperSOT™-6
SuperSOT™-8
SupreMOS®
SyncFET™
Sync-Lock™

SYSTEM GENERAL®
TinyBoost®
TinyBuck®
TinyCalc™
TinyLogic®
TINYOPTO™
TinyPower™
TinyPWM™
TinyWire™
TranSiC™
TriFault Detect™
TRUECURRENT®
μSerDes™
SerDes®
UHC®
Ultra FRFET™
UniFET™
VCX™
VisualMax™
VoltagePlus™
XS™
Xsens™
仙童™

* Trademarks of System General Corporation, used under license by Fairchild Semiconductor.

DISCLAIMER

FAIRCHILD SEMICONDUCTOR RESERVES THE RIGHT TO MAKE CHANGES WITHOUT FURTHER NOTICE TO ANY PRODUCTS HEREIN TO IMPROVE RELIABILITY, FUNCTION, OR DESIGN. TO OBTAIN THE LATEST, MOST UP-TO-DATE DATASHEET AND PRODUCT INFORMATION, VISIT OUR WEBSITE AT [HTTP://WWW.FAIRCHILDSEMI.COM](http://www.fairchildsemi.com). FAIRCHILD DOES NOT ASSUME ANY LIABILITY ARISING OUT OF THE APPLICATION OR USE OF ANY PRODUCT OR CIRCUIT DESCRIBED HEREIN; NEITHER DOES IT CONVEY ANY LICENSE UNDER ITS PATENT RIGHTS, NOR THE RIGHTS OF OTHERS. THESE SPECIFICATIONS DO NOT EXPAND THE TERMS OF FAIRCHILD'S WORLDWIDE TERMS AND CONDITIONS, SPECIFICALLY THE WARRANTY THEREIN, WHICH COVERS THESE PRODUCTS.

AUTHORIZED USE

Unless otherwise specified in this data sheet, this product is a standard commercial product and is not intended for use in applications that require extraordinary levels of quality and reliability. This product may not be used in the following applications, unless specifically approved in writing by a Fairchild officer: (1) automotive or other transportation, (2) military/aerospace, (3) any safety critical application – including life critical medical equipment – where the failure of the Fairchild product reasonably would be expected to result in personal injury, death or property damage. Customer's use of this product is subject to agreement of this Authorized Use policy. In the event of an unauthorized use of Fairchild's product, Fairchild accepts no liability in the event of product failure. In other respects, this product shall be subject to Fairchild's Worldwide Terms and Conditions of Sale, unless a separate agreement has been signed by both Parties.

ANTI-COUNTERFEITING POLICY

Fairchild Semiconductor Corporation's Anti-Counterfeiting Policy. Fairchild's Anti-Counterfeiting Policy is also stated on our external website, www.fairchildsemi.com, under Terms of Use

Counterfeiting of semiconductor parts is a growing problem in the industry. All manufacturers of semiconductor products are experiencing counterfeiting of their parts. Customers who inadvertently purchase counterfeit parts experience many problems such as loss of brand reputation, substandard performance, failed applications, and increased cost of production and manufacturing delays. Fairchild is taking strong measures to protect ourselves and our customers from the proliferation of counterfeit parts. Fairchild strongly encourages customers to purchase Fairchild parts either directly from Fairchild or from Authorized Fairchild Distributors who are listed by country on our web page cited above. Products customers buy either from Fairchild directly or from Authorized Fairchild Distributors are genuine parts, have full traceability, meet Fairchild's quality standards for handling and storage and provide access to Fairchild's full range of up-to-date technical and product information. Fairchild and our Authorized Distributors will stand behind all warranties and will appropriately address any warranty issues that may arise. Fairchild will not provide any warranty coverage or other assistance for parts bought from Unauthorized Sources. Fairchild is committed to combat this global problem and encourage our customers to do their part in stopping this practice by buying direct or from authorized distributors.

PRODUCT STATUS DEFINITIONS

Definition of Terms

Datasheet Identification	Product Status	Definition
Advance Information	Formative / In Design	Datasheet contains the design specifications for product development. Specifications may change in any manner without notice.
Preliminary	First Production	Datasheet contains preliminary data; supplementary data will be published at a later date. Fairchild Semiconductor reserves the right to make changes at any time without notice to improve design.
No Identification Needed	Full Production	Datasheet contains final specifications. Fairchild Semiconductor reserves the right to make changes at any time without notice to improve the design.
Obsolete	Not In Production	Datasheet contains specifications on a product that is discontinued by Fairchild Semiconductor. The datasheet is for reference information only.

Rev. I76