


HEAVY DUTY CONNECTORS > FOR INDUSTRIAL APPLICATIONS

FAST CHECK



A photograph of industrial machinery, likely a robotic arm, with various electrical connectors and cables. The machinery is yellow and black, with a red emergency stop button visible. The background is dark and industrial.

MULTIPOLE INDUSTRIAL CONNECTORS AND ALUMINIUM ENCLOSURES > FOR INDUSTRIAL APPLICATIONS

Molex offers a wide range of Heavy Duty Connectors: inserts, enclosures and complementary products of more than 6000 items, using the very best materials in conformity to the international standards and to UL/CSA requirements. The multipole connectors for industrial applications are used in electric and electronic machinery, robots, electric panels, control equipments as well as power, control or signal circuit connectivity.



GWconnect® Heavy Duty Connectors

The connectors are designed for heavy-duty industrial applications. They are suitable for use with alternate or direct current and facilitate the manufacturing process, installation and maintenance of sectional electric parts in complex machinery. Enclosures are suitable to a variety of industrial installations, being available for standard, harsh and EMC environments. The principal parts are made in die-cast aluminium alloy with a finishing of polyester powder (nickel plated for EMC versions) or in self-extinguishing thermoplastic. Coupling stability and protection against accidental opening are assured by several different locking systems, comprising of monoblock levers in galvanized steel or stainless steel, springs and pegs in stainless steel. Sealing is assured by special gaskets that protect the insert inside the enclosures against dust, water and other aggressive agents. A wide range of plastic and metal cable glands complete the offer, providing complete solutions to customer's needs.

Main product catalog table with columns for Size, Series (S-D to S-K), Inserts, Single Lever Hoods & Housings, and Double Lever Hoods & Housings. Includes part numbers, gender, and connector types.




Table with columns: Type, «Size», Housing space for inserts with screw fixing centre distance X-Y (mm). Lists sizes for various connector types.

Please find the Molex Standard Order No. (e.g. 93601-1758) underneath each GWconnect Engineering No. (e.g. 7810.6593.0).



Abbreviations PE = Ground HC = High Construction With COVER Thread x2 = Double entry


Size	INSERTS								SINGLE LEVER HOODS & HOUSINGS																	
	S-A Series 250 Volt 10 Amps		S-A Series 250 Volt 10 Amps		S-Q 0/5 Series 230/400 Volt 16 Amps		S-D Series 250 Volt 10 Amps		S-D Series 250 Volt 10 Amps		TOP Entry	SIDE Entry	Coupler	Bulkhead Mount	Bulkhead Mount ANGLE	SURFACE Mount	COVER Male Insert	COVER Female Insert								
3A	Male	7203.6101.0 93601-0125	Male	7204.6102.0 93601-0133	Male	7605.5901.0 93601-0436	Male	7107.4101.0 93601-0079	Male	7108.4102.0 93601-0084	Metal	7803.6208.0 93601-0634	Metal	7803.6210.0 93601-0639	Metal	7803.6212.0 93601-0644	Metal	7803.6202.0 93601-0616	Metal	7803.6204.0 93601-0622	Metal	7803.6206.0 93601-0628	Metal	7803.6804.0 93601-0710	Metal	7803.6802.0 93601-0702
	Female	7203.6001.0 93601-0121	Female	7204.6002.0 93601-0129	Female	7605.5801.0 93601-0435	Female	7107.4001.0 93601-0077	Female	7108.4002.0 93601-0081	Plastic	7803.6207.0 93601-0632	Plastic	7803.6211.0 93601-0637	Plastic	7803.6210.0 93601-0642	Plastic	7803.6201.0 93601-0614	Plastic	7803.6203.0 93601-0620	Plastic	7803.6205.0 93601-0626	Plastic	7803.6803.0 93601-0708	Plastic	7803.6801.0 93601-0696
	3 +PE		4 +PE		5 +PE		7 +PE		8		Pg 11		Pg 11		Pg 11											



Size	INSERTS			SINGLE LEVER HOODS & HOUSINGS														
	S-QD 8 Series 500 Volt 16 Amps		S-QD 17 Series 250 Volt 10 Amps		S-QD 4/2 Series 460/690 + 250 Volt 4 x 40 Amps + 2 x 10 Amps		DIA cable mm	TOP Entry	DIA cable mm	SIDE Entry	DIA cable mm	COUPLER	DIA cable mm	Bulkhead Ang. + 1 cab. entry	Bulkhead Mount	Bulkhead Mount ANGLE	COVER Male Insert	COVER FEMALE Insert with GASKET
32 x 13	Male	7608.5907.0 93601-0446	Male	7617.5911.0 93601-0450	Male	7606.5915.0 93601-0438	8-14	7908.6646.1 93601-4684	8-14	7908.6640.1 93601-4682	8-14	7908.6667.1 93601-4688	8-14	7908.6663.1 93601-4686	7808.6660.1	7808.6669.1	7808.6666.1	7808.6665.1
	Female	7608.5807.0 93601-0445	Female	7617.5811.0 93601-0449	Female	7606.5815.0 93601-0437	11-18	7908.6648.1 93601-4685	11-18	7908.6643.1 93601-4683	11-18	7908.6668.1 93601-4689	11-18	7908.6664.1 93601-4687	93601-1041	93601-1051	93601-1048	93601-1047
	8 +PE		17 +PE		4+2 +PE													

These enclosures include the relative cable glands

Size	INSERTS		SINGLE LEVER HOODS & HOUSINGS								DOUBLE LEVER HOODS & HOUSINGS									
	S-A Series 250 Volt 16 Amps		S-D Series 250 Volt 10 Amps		TOP Entry	SIDE Entry	SURFACE Mounting	SURF. Mounting with COVER	BULKHEAD Mounting	COVER	Cover + LEVER	TOP Entry	SIDE Entry	SURFACE Mounting	BULKHEAD Mounting	REVERSED 4 Pegs and COVER	REVERSED Top Entry	REVERSED Side Entry	COVER	
10A	Male	7210.4411.0 93601-0139	Male	7210.4461.0 93601-0142	Pg 13.5	7810.4552.0 93601-1173	Pg 16	7810.4573.0 93601-1212	Pg 16	7810.4505.0 93601-1136	Pg 16	7810.4515.0 93601-1154								
	Female	7210.4401.0 93601-0137	Female	7210.4451.0 93601-0141	Pg 16	7810.4553.0 93601-1176	Pg 16	7810.4583.5 93601-1194	Pg 16	7810.4507.0 93601-1141	Pg 21	7810.4517.0 93601-1158								
	10 +PE			15 +PE		Pg 16 HC	7810.4563.5 93601-1194	Pg 16 HC	7810.4585.5 93601-1230	Pg 16	7810.4506.0 93601-1138	Pg 16	7810.4516.0 93601-1156							
16A	Male	7216.4412.0 93601-0147	Male	7216.4462.0 93601-0153	Pg 13.5	7816.4557.0 93601-2168	Pg 16	7816.4577.0 93601-2207	Pg 16	7816.4525.0 93601-2131	Pg 16	7816.4535.0 93601-2149								
	Female	7216.4402.0 93601-0143	Female	7216.4452.0 93601-0151	Pg 16	7816.4558.0 93601-2171	Pg 16	7816.4585.5 93601-2225	Pg 16	7816.4527.0 93601-2136	Pg 21	7816.4537.0 93601-2153								
	16 +PE			25 +PE		Pg 16 HC	7816.4568.5 93601-2189	Pg 16 HC	7816.4588.5 93601-2231	Pg 16	7816.4526.0 93601-2133	Pg 16	7816.4536.0 93601-2151							
32A	Male	7216.4412.0 + .4413.0 93601-0147 + 93601-0149	Male	7216.4462.0 + .4463.0 93601-0153 + 93601-0154	Pg 13.5	7816.4557.0 93601-2168	Pg 16	7816.4577.0 93601-2207	Pg 16	7816.4525.0 93601-2131	Pg 16	7816.4535.0 93601-2149								
	Female	7216.4402.0 + .4403.0 93601-0143 + 93601-0145	Female	7216.4452.0 + .4453.0 93601-0151 + 93601-0152	Pg 16	7816.4558.0 93601-2171	Pg 16	7816.4585.5 93601-2225	Pg 16	7816.4527.0 93601-2136	Pg 21	7816.4537.0 93601-2153								
	32 +PE			50 +PE		Pg 21 HC	7816.4569.5 93601-2195	Pg 21 HC	7816.4589.5 93601-2231	Pg 21	7816.4528.0 93601-2138	Pg 21	7816.4538.0 93601-2155							



Type	«Size»	Housing space for inserts with screw fixing centre distance X-Y (mm)
3A	«21 x 21»	21 x 21
10A	«49 x 16»	49,5 x 16
16A	«66 x 16»	66 x 16
32A	«66 x 40»	66 x 16 (2 inserts)
6B	«44 x 27»	44 x 27
10B	«57 x 27»	57 x 27
16B	«77 x 27»	77,5 x 27
24B	«104 x 27»	104 x 27
32B	«77 x 62»	77,5 x 27 (2 inserts)
48B	«104 x 62»	104 x 27 (2 inserts)
QD	«32 x 13»	32,2 x 13,4

Please find the Molex Standard Order No. (e.g. 93601-1758) underneath each GWconnect Engineering No. (e.g. 7810.6593.0).



Abbreviations PE = Ground HC = High Construction With COVER Thread x2 = Double entry



Size	INSERTS										SINGLE LEVER HOODS & HOUSINGS										DOUBLE LEVER HOODS & HOUSINGS																								
	S-D Series		S-DD Series		S-E Series		S-ES Series		S-EP Series		S-EE Series		S-HSB Series		S-K Series		S-K Series		TOP Entry		SIDE Entry		SURFACE Mount		SURF. Mount. w COVER		Bulkhead		Coupler		Cover		TOP Entry		SIDE Entry		SURFACE Mount		Bulkhead		Cable-to-cable		Cover		
6B	Male	7124.4140.0	Male	7306.6103.0	7306.6161.0	Male	7306.5951.0	Male	7306.5961.0	7306.6190.0	Male	7310.6190.0	Male	7306.5951.0	Male	7306.5961.0	7306.6190.0	Male	7310.6190.0	Male	7306.5951.0	Male	7306.5961.0	7306.6190.0	Male	7310.6190.0	Male	7306.5951.0	Male	7306.5961.0	7306.6190.0	Male	7310.6190.0	Male	7306.5951.0	Male	7306.5961.0	7306.6190.0	Male	7310.6190.0	Male	7306.5951.0	Male	7306.5961.0	7306.6190.0







Type	«Size»	Housing space for inserts with screw fixing centre distance X-Y (mm)
3A	«21 x 21»	21 x 21
10A	«49 x 16»	49,5 x 16
16A	«66 x 16»	66 x 16
32A	«66 x 40»	66 x 16 (2 inserts)
6B	«44 x 27»	44 x 27
10B	«57 x 27»	57 x 27
16B	«77 x 27»	77,5 x 27
24B	«104 x 27»	104 x 27
32B	«77 x 62»	77,5 x 27 (2 inserts)
48B	«104 x 62»	104 x 27 (2 inserts)
QD	«32 x 13»	32,2 x 13,4

Please find the Molex Standard Order No. (e.g. 93601-1758) underneath each GWconnect Engineering No. (e.g. 7810.6593.0).





Abbreviations PE = Ground HC = High Construction With COVER Thread x2 = Double entry

													
Wire		10 Amps Crimp Contacts				16 Amps Crimp Contacts				40 Amps Crimp Contacts			
mm ²	AWG	Female		Male		Female		Male		Female		Male	
		Silver plated	Gold plated	Silver plated	Gold plated	Silver plated	Gold plated	Silver plated	Gold plated	Silver plated	Gold plated	Silver plated	Gold plated
0.14-0.37	26-22	7100.4201.0	7100.4201.1	7100.4211.0	7100.4211.1	7300.6240.0	7300.6240.1	7300.6237.0	7300.6237.1				
		93601-0039	93601-0040	93601-0051	93601-0052	93601-0171	93601-0172	93601-0165	93601-0166				
0.5	20	7100.4202.0	7100.4202.1	7100.4212.0	7100.4212.1	7300.6241.0	7300.6241.1	7300.6246.0	7300.6246.1				
		93601-0041	93601-0042	93601-0053	93601-0054	93601-0173	93601-0174	93601-0183	93601-0184				
0.75	18	7100.4203.0	7100.4203.1	7100.4213.0	7100.4213.1	7300.6239.0	7300.6239.1	7300.6236.0	7300.6236.1				
		93601-0043	93601-0044	93601-0055	93601-0056	93601-0169	93601-0170	93601-0163	93601-0164				
1.0	17	7100.4204.0	7100.4204.1	7100.4214.0	7100.4214.1	7300.6242.0	7300.6242.1	7300.6247.0	7300.6247.1				
		93601-0045	93601-0046	93601-0057	93601-0058	93601-0175	93601-0176	93601-0185	93601-0186				
1.5	16	7100.4205.0	7100.4205.1	7100.4215.0	7100.4215.1	7300.6243.0	7300.6243.1	7300.6248.0	7300.6248.1	7600.5700.0	7600.5700.1	7600.5710.0	7600.5710.1
		93601-0047	93601-0048	93601-0059	93601-0060	93601-0177	93601-0178	93601-0187	93601-0188	93601-0406	93601-0407	93601-0416	93601-0417
2.5	14	7100.4206.0	7100.4206.1	7100.4216.0	7100.4216.1	7300.6244.0	7300.6244.1	7300.6249.0	7300.6249.1	7600.5701.0	7600.5701.1	7600.5711.0	7600.5711.1
		93601-0049	93601-0050	93601-0061	93601-0062	93601-0179	93601-0180	93601-0189	93601-0190	93601-0408	93601-0409	93601-0418	93601-0419
4.0	12					7300.6245.0	7300.6245.1	7300.6250.0	7300.6250.1	7600.5702.0	7600.5702.1	7600.5712.0	7600.5712.1
						93601-0181	93601-0182	93601-0191	93601-0192	93601-0410	93601-0411	93601-0420	93601-0421
6.0	10									7600.5703.0	7600.5703.1	7600.5713.0	7600.5713.1
										93601-0412	93601-0413	93601-0422	93601-0423

								
Wire			10 Amps STAMPED Crimp Contacts for insert S-D, S-DD, S-Q, S-QD series					
mm ²	AWG	Packing / Reel	Female			Male		
			Silver plated	Tin plated	Gold plated	Silver plated	Tin plated	Gold plated
0.14-1.0	26-17	100 pcs	7100.4031.0	7100.4031.2	7100.4031.1	7100.4071.0	7100.4071.2	7100.4071.1
			93601-0003	93601-0005	93601-0004	93601-0021	93601-0023	93601-0022
0.14-1.0	26-17	400 pcs	7100.4032.0	7100.4032.2	7100.4032.1	7100.4072.0	7100.4072.2	7100.4072.1
			93601-0006	93601-0008	93601-0007	93601-0024	93601-0026	93601-0025
0.14-1.0	26-17	2000 pcs	7100.4033.0	7100.4033.2	7100.4033.1	7100.4073.0	7100.4073.2	7100.4073.1
			93601-0009	93601-0011	93601-0010	93601-0027	93601-0029	93601-0028
0.75-2.5	18-14	100 pcs	7100.4037.0	7100.4037.2	7100.4037.1	7100.4077.0	7100.4077.2	7100.4077.1
			93601-0012	93601-0014	93601-0013	93601-0030	93601-0032	93601-0031
0.75-2.5	18-14	400 pcs	7100.4038.0	7100.4038.2	7100.4038.1	7100.4078.0	7100.4078.2	7100.4078.1
			93601-0015	93601-0017	93601-0016	93601-0033	93601-0035	93601-0034
0.75-2.5	18-14	2000 pcs	7100.4039.0	7100.4039.2	7100.4039.1	7100.4079.0	7100.4079.2	7100.4079.1
			93601-0018	93601-0020	93601-0019	93601-0036	93601-0038	93601-0037

				
Crimp Contact Tools				
Crimping tool	Crimping tool	Removal tool 10A contacts	Removal tool 16A contacts	Insertion tool 10A contacts for wire Ø 0.14-1.5 mm ²
8500.7925.0	8500.6251.0	8500.7940.0	8500.7945.0	8500.7948.0
93605-0073	93605-0065	93605-0079	93605-0083	93605-0084


	
DIN rail Mounting Kits	
for size 6B insertsB	7006.7009.0 93605-0038
for size 10B inserts	7010.7009.0 93605-0040
for size 16B inserts	7016.7009.0 93605-0042
for size 24B inserts	7024.7009.0 93605-0044
Inserts removal tool	8500.7948.0 93605-0084

		
IP66 Cable Glands for RIBBON CABLE		
Size	Ribbon Cable Dim. a x b (mm)	
10B	3.8-5.1 x 18-22	7000.7360.0
		93600-0224
10B	3.8-5.1 x 27-32	7000.7361.0
		93600-0225
16B	3.8-5.1 x 42-46	7000.7370.0
		93600-0226
16B	3.8-5.1 x 48-53	7000.7371.0
		93600-0227
24B	3.8-5.1 x 62-66	7000.7380.0
		93600-0228
24B	4.5-5.7 x 72-76	7000.7381.0
		93600-0229



8000 Series

8000	S1	S2	S3	S4	S5	S6	S7	S3-HC
Inner (mm)	91 x 91 x 53	128 x 103 x 55	154 x 129 x 58	178 x 155 x 74	239 x 202 x 85	294 x 244 x 114	392 x 298 x 144	154 x 129 x 130,8
Outer (mm)	101 x 101 x 58	138,5 x 113,5 x 61,5	165,5 x 140,5 x 63,5	189 x 167 x 80	252 x 215 x 91	307 x 257 x 120,5	406,5 x 312,5 x 151	165,5 x 140,5 x 136,8
STD/RAL9006	8000.6261.0	8000.6262.0	8000.6263.0	8000.6264.0	8000.6265.0	8000.6266.0	8000.6267.0	8000.6268.0
	93604-0012	93604-0017	93604-0022	93604-0027	93604-0032	93604-0037	93604-0042	93604-0047
STD/RAL7035	8000.6261.2	8000.6262.2	8000.6263.2	8000.6264.2	8000.6265.2	8000.6266.2	8000.6267.2	8000.6268.2
	93604-0014	93604-0019	93604-0024	93604-0029	93604-0034	93604-0039	93604-0044	93604-0049
STD/RAL7037	8000.6261.3	8000.6262.3	8000.6263.3	8000.6264.3	8000.6265.3	8000.6266.3	8000.6267.3	8000.6268.3
	93604-0015	93604-0020	93604-0025	93604-0030	93604-0035	93604-0040	93604-0045	93604-0050
Sanblasted	8000.6281.0	8000.6282.0	8000.6283.0	8000.6284.0	8000.6285.0	8000.6286.0	8000.6287.0	8000.6288.0
	93604-0058	93604-0059	93604-0060	93604-0062	93604-0063	93604-0064	93604-0065	93604-0066
ATEX/RAL7037	8000.6291.0	8000.6292.0	8000.6293.0	8000.6294.0	8000.6295.0	8000.6296.0	8000.6297.0	8000.6298.0
	93604-0067	93604-0068	93604-0069	93604-0070	93604-0071	93604-0072	93604-0073	93604-0074
HE/RAL9005	8000.6261.1	8000.6262.1	8000.6263.1	8000.6264.1	8000.6265.1	8000.6266.1	8000.6267.1	8000.6268.1
	93604-0013	93604-0018	93604-0023	93604-0028	93604-0033	93604-0038	93604-0043	93604-0048



Also available on demand:
Enclosures with customized holes and threads,
assembling of components.

Ask for our full range –
more than 6000 items available!

molex[®]



8100 Series

8100	H x W x D (mm)	RAL7001	RAL7035	Not painted	HE/RAL9005
Model					
05.05.03	50 x 45 x 30	8100.8005.0	8100.8105.0	8100.8205.0	8100.8305.1
		93604-0083	93604-0153	93604-0189	93604-0246
06.06.03	58 x 64 x 36	8100.8006.0	8100.8106.0	8100.8206.0	8100.8306.1
		93604-0085	93604-0154	93604-0190	93604-0248
10.06.03	98 x 64 x 35	8100.8007.0	8100.8107.0	8100.8207.0	8100.8307.1
		93604-0087	93604-0155	93604-0191	93604-0250
15.06.03	150 x 64 x 36	8100.8008.0	8100.8108.0	8100.8208.0	8100.8308.1
		93604-0089	93604-0156	93604-0192	93604-0252
08.08.06	75 x 80 x 57	8100.8009.0	8100.8109.0	8100.8209.0	8100.8309.1
		93604-0091	93604-0157	93604-0193	93604-0254
13.08.06	125 x 80 x 57	8100.8010.0	8100.8110.0	8100.8210.0	8100.8310.1
		93604-0093	93604-0158	93604-0194	93604-0256
18.08.06	175 x 80 x 57	8100.8011.0	8100.8111.0	8100.8211.0	8100.8311.1
		93604-0095	93604-0159	93604-0195	93604-0258
16.10.08	160 x 100 x 81	8100.8012.0	8100.8112.0	8100.8212.0	8100.8312.1
		93604-0097	93604-0160	93604-0196	93604-0260
15.10.08	150 x 100 x 80	8100.8013.0	8100.8113.0	8100.8213.0	8100.8313.1
		93604-0099	93604-0161	93604-0197	93604-0262
18.08.08	175 x 80 x 80	8100.8014.0	8100.8114.0	8100.8214.0	8100.8314.1
		93604-0101	93604-0162	93604-0198	93604-0264
10.08.08	100 x 100 x 80	8100.8015.0	8100.8115.0	8100.8215.0	8100.8315.1
		93604-0103	93604-0163	93604-0199	93604-0266
12.12.08	122 x 120 x 80	8100.8016.0	8100.8116.0	8100.8216.0	8100.8316.1
		93604-0105	93604-0164	93604-0200	93604-0268
20.10.08	200 x 100 x 81	8100.8017.0	8100.8117.0	8100.8217.0	8100.8317.1
		93604-0107	93604-0165	93604-0201	93604-0270
22.12.09	220 x 120 x 90	8100.8018.0	8100.8118.0	8100.8218.0	8100.8318.1
		93604-0109	93604-0166	93604-0202	93604-0272
16.16.09	160 x 160 x 90	8100.8019.0	8100.8119.0	8100.8219.0	8100.8319.1
		93604-0111	93604-0167	93604-0204	93604-0274
24.16.10	240 x 160 x 100	8100.8021.0	8100.8121.0	8100.8221.0	8100.8321.1
		93604-0115	93604-0169	93604-0206	93604-0278
25.08.08	250 x 80 x 80	8100.8022.0	8100.8122.0	8100.8222.0	8100.8322.1
		93604-0117	93604-0170	93604-0208	93604-0280
20.23.11	200 x 230 x 110	8100.8023.0	8100.8123.0	8100.8223.0	8100.8323.1
		93604-0117	93604-0170	93604-0208	93604-0280
28.23.11	280 x 230 x 110	8100.8024.0	8100.8124.0	8100.8224.0	8100.8324.1
		93604-0121	93604-0172	93604-0212	93604-0284
36.16.09	360 x 160 x 90	8100.8025.0	8100.8125.0	8100.8225.0	8100.8325.1
		93604-0123	93604-0173	93604-0214	93604-0286
36.12.08	360 x 120 x 80	8100.8026.0	8100.8126.0	8100.8226.0	8100.8326.1
		93604-0125	93604-0174	93604-0216	93604-0288
33.23.12	330 x 230 x 120	8100.8027.0	8100.8127.0	8100.8227.0	8100.8327.1
		93604-0127	93604-0175	93604-0218	93604-0290
33.23.18	330 x 230 x 181	8100.8028.0	8100.8128.0	8100.8228.0	8100.8328.1
		93604-0129	93604-0176	93604-0220	93604-0292
20.23.18	200 x 230 x 180	8100.8034.0	8100.8134.0	8100.8234.0	8100.8334.1
		93604-0141	93604-0182	93604-0232	93604-0304
50.36.20	496 x 365 x 200	8100.8040.0	8100.8140.0	8100.8240.0	8100.8340.1
		93604-0146	93604-0184	93604-0236	93604-0308

Get customized insights at: www.molex.com/product/gwconnect.html