

Sensor/Actuator cable - SAC-5P-M 8MSB/ 0,3-115/M 8FSB - 1404479

Please be informed that the data shown in this PDF Document is generated from our Online Catalog. Please find the complete data in the user's documentation. Our General Terms of Use for Downloads are valid (<http://phoenixcontact.com/download>)




Sensor/Actuator cable, 5-position, PUR, black-gray RAL 7021, Plug straight M8, B-coded, on Socket straight M8, B-coded, Cable length: 0.3 m

Why buy this product

- ✓ Easy and safe: 100% electrically tested plug-in components
- ✓ Our standard: robust halogen-free PUR cable



Key Commercial Data

Packing unit	1 pc
GTIN	 4 046356 697163
Weight per Piece (excluding packing)	19.3 g
Custom tariff number	85444290
Country of origin	Poland
Product key	BF1BDA
Note	Made to Order (non-returnable)

Technical data

Dimensions

Length of cable	0.3 m
-----------------	-------

Ambient conditions

Ambient temperature (operation)	-25 °C ... 90 °C (Plug / socket)
Degree of protection	IP65
	IP67
	IP68

General

Rated current at 40°C	3 A
Rated voltage	30 V
Number of positions	5

Sensor/Actuator cable - SAC-5P-M 8MSB/ 0,3-115/M 8FSB - 1404479

Technical data

General

Contact resistance	≤ 5 mΩ
Insulation resistance	≥ 100 MΩ
Coding	B - inverse
Standards/regulations	M8 connector IEC 61076-2-104
Status display	No
Protective circuit/component	Unwired
Overvoltage category	II
Pollution degree	3
Insertion/withdrawal cycles	≥ 100
Torque	0.2 Nm (M8 connectors)

Material

Inflammability class according to UL 94	HB
Contact material	CuSn
Contact surface material	Ni/Au
Contact carrier material	TPU GF
Material of grip body	TPU, hardly inflammable, self-extinguishing
Material, knurls	Zinc die-cast, nickel-plated
Sealing material	NBR

Cable

Cable type	PUR halogen-free black
Cable type (abbreviation)	115
Cable abbreviation	Li9Y11Y
UL AWM style	20549
Conductor cross section	0.25 mm ²
AWG signal line	24
Conductor structure signal line	32x 0.10 mm
Core diameter including insulation	1.17 mm ±0.02 mm
Thickness, insulation	approx. 0.21 mm (Core insulation)
	approx. 0.7 mm (Outer cable sheath)
Wire colors	Brown, white, blue, black, gray
Overall twist	5 cores, twisted
Length of twist, overall twist	75 mm
External sheath, color	black-gray RAL 7021
External cable diameter D	4.7 mm ±0.15 mm
Smallest bending radius, fixed installation	23.5 mm
Smallest bending radius, movable installation	47 mm
Number of bending cycles	4000000
Bending radius	47 mm
Traversing path	10 m
Traversing rate	3 m/s

Sensor/Actuator cable - SAC-5P-M 8MSB/ 0,3-115/M 8FSB - 1404479

Technical data

Cable

Acceleration	10 m/s ²
Cable weight	30 kg/km
Outer sheath, material	PUR
Material, filler	PP
Material conductor insulation	PP
Conductor material	Bare Cu litz wires
Insulation resistance	≥ 1 GΩ*km
Conductor resistance	≤ 75 Ω/km
Nominal voltage, cable	≤ 300 V (AC)
Test voltage, cable	≥ 3000 V (AC)
Flame resistance	according to UL 758/1581 (horizontal) in accordance with UL 758/1581 FT2
Halogen-free	in accordance with DIN VDE 0472 part 815 in accordance with DIN EN 50267-2-1
Resistance to oil	According to DIN EN 60811-2-1, 168 h at 100°C
Other resistance	hydrolysis and microbe resistant Resistant to salt water Low adhesion abrasion-resistant
Ambient temperature (operation)	-40 °C ... 80 °C (cable, fixed installation) -25 °C ... 80 °C (cable, flexible installation)

Classifications

eCl@ss

eCl@ss 4.0	27060306
eCl@ss 4.1	27060306
eCl@ss 5.0	27061801
eCl@ss 5.1	27061801
eCl@ss 6.0	27061801
eCl@ss 7.0	27061801
eCl@ss 8.0	27279218

ETIM

ETIM 3.0	EC001855
ETIM 4.0	EC001855
ETIM 5.0	EC001855

UNSPSC

UNSPSC 6.01	31251501
UNSPSC 7.0901	31251501

Sensor/Actuator cable - SAC-5P-M 8MSB/ 0,3-115/M 8FSB - 1404479

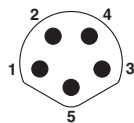
Classifications

UNSPSC

UNSPSC 11	31251501
UNSPSC 12.01	31251501
UNSPSC 13.2	31251501

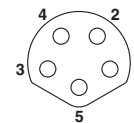
Drawings

Schematic diagram



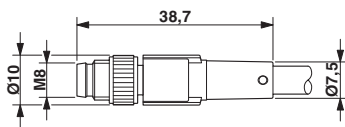
Pin assignment, pin side, M8, 5-pos., B-coded

Schematic diagram



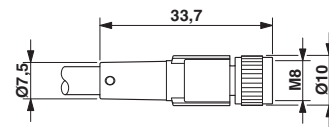
Pin assignment, socket side, M8, 5-pos., B-coded

Dimensional drawing



M8 x 1 male plug, straight version

Dimensional drawing



Socket M8 x 1, straight

Circuit diagram



Contact assignment of M8 plugs/sockets