
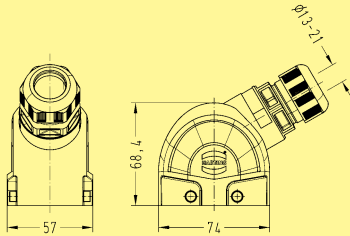

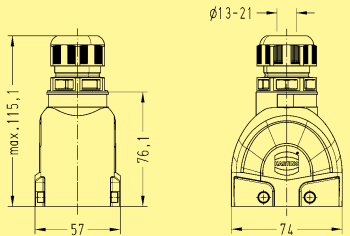

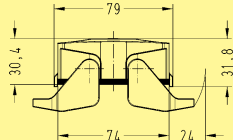

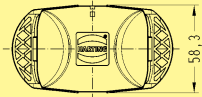



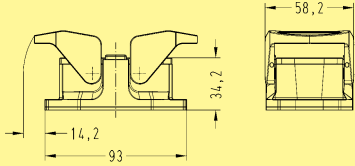

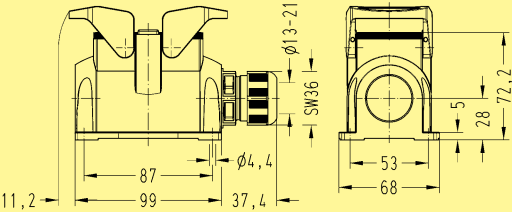

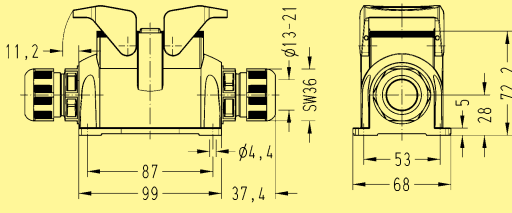

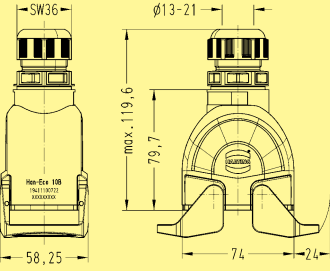
Plastic hoods/housings for industrial applications / 2 lever locking system

Identification	Part number	Cable entry	Drawing	Dimensions in mm
<p>Hood with integrated cable gland</p> <p>side entry</p> 	19 41 110 0522	M32		
<p>Hood with integrated cable gland</p> <p>top entry</p> 	19 41 110 0422	M32		
<p>Protection covers for hoods</p> 	19 41 010 5406			
<p>with cord</p> 	19 41 010 5407			

Han-Eco

Stock items in bold type

Plastic hoods/housings for industrial applications / 2 lever locking system

Identification	Part number	Cable entry	Drawing	Dimensions in mm
<p>Housings, bulkhead mounting</p> 	<p>19 41 010 0301</p>			
<p>Housings, surface mounting, with integrated cable gland side entry</p> 	<p>19 41 110 0232</p>	<p>M32</p>		
<p>Housings, surface mounting, with integrated cable gland side entries</p> 	<p>19 41 110 0272</p>	<p>2x M32</p>		
<p>Hoods, cable to cable, with integrated cable gland top entry</p> 	<p>19 41 110 0722</p>	<p>M32</p>		


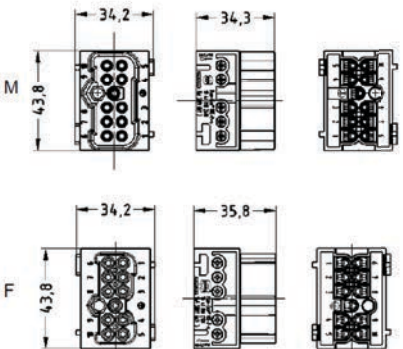

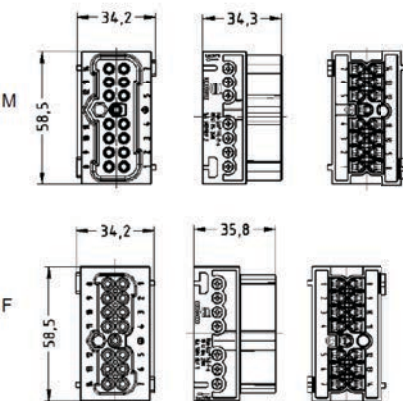
Han-Eco

Number of contacts

10 +

14 +



Identification	Part number		Size	Drawing	Dimensions in mm
	Male insert (M)	Female insert (F)			
<p>Screw termination</p> <p>Han-Eco® Monoblock 10 + PE</p> 	19 41 010 2601	19 41 010 2701	6 B	 <p>Contact arrangement view from termination side</p>	
<p>Screw termination</p> <p>Han-Eco® Monoblock 14 + PE</p> 	19 41 014 2601	19 41 014 2701	10 B		

Number of contacts

20 +

28 +

Available
June 2014



Identification	Part number		Size	Drawing	Dimensions in mm
	Male insert (M)	Female insert (F)			
<p>Screw termination</p> <p>Han-Eco® Monoblock 20 + PE</p>	19 41 020 2601	19 41 020 2701	16 B		<p>Contact arrangement view from termination side</p>
<p>Screw termination</p> <p>Han-Eco® Monoblock 28 + PE</p>	19 41 028 2601	19 41 028 2701	24 B		<p>Contact arrangement view from termination side</p>

Kit Part Numbers

Kit Number	PNs Included in Kit
10410000001	19 41 006 0301
	19 41 106 0522
	19 41 010 2601
	19 41 010 2701
10410000002	19 41 006 0301
	19 41 106 0422
	19 41 010 2601
	19 41 010 2701
10410000003	19 41 010 0301
	19 41 110 0522
	19 41 014 2601
	19 41 014 2701
10410000004	19 41 010 0301
	19 41 110 0422
	19 41 014 2601
	19 41 014 2701
10410000005	19 41 016 0301
	19 41 116 0523
	19 41 020 2601
	19 41 020 2701
10410000006	19 41 016 0301
	19 41 116 0423
	19 41 020 2601
	19 41 020 2701
10410000007	19 41 024 0301
	19 41 124 0523
	19 41 028 2601
	19 41 028 2701
10410000008	19 41 024 0301
	19 41 124 0423
	19 41 028 2601
	19 41 028 2701
