



## Quick Reference Guide

### PIDG Pre-Insulated Diamond Grip

TE Connectivity's PIDG terminals are designed for uniform reliability in the most difficult circuit environments. They consist of a tin plated copper or tin plated phosphor bronze body for spring spades, plus a copper and colored insulation sleeve fitted over a terminal barrel. The many millions of AMP terminals that are still deployed twenty years after installation are a testament to the rigorous testing and research that went into their design and manufacturing. The specialized design of tool dies and the construction of the terminal allows for uniform insulation thickness under crimping pressure, transmitting this pressure evenly to the center of the crimping area. Many of the TE PIDG terminals meet or exceed the requirements of MIL-T-7928, Type II, Class 1 and 2.

#### FEATURES AND BENEFITS

- Terminals are made of high conductivity copper
- PIDG terminals have copper sleeve for improved wire insulation support
- The body has serrations for maximum contact and tensile strength
- Most parts are available as small packages, but bulk quantities can also be ordered
- Specific tooling dedicated for different volumes and / or circumstances is available
- Insulation sleeves and the corresponding tooling are color-coded by wire-size for easier identification
- A wide variety of PIDG terminals and splices are UL listed and certified by CSA

#### PRODUCT APPLICATIONS

- Instruments/Control
- Lighting
- Power Supplies
- Panel Boxes
- Transportation
- Lifting equipment
- Motors
- Aerospace
- Appliances



**MATERIAL**

Insulation: Nylon, UL 94V-2  
 Terminal Body: Copper per ASTM B-152  
 Plating: Tin per ASTM B-545  
 Metallic Sleeve: Copper per ASTM B-152

**Ring Tongue Terminals**

Wire Size		Material Thickness		Studsize		Standard Part Number	Width (W)		Length (L)		Color	Max. Wire Insulation Dia.		Also available in <sup>8</sup>		Remarks
AWG	mm <sup>2</sup>	inch	mm	U.S.	mm		inch	mm	inch	mm		inch	mm	Tape & Reel	Small Pack	
26-24	0,12-0,24	.029	0,74	2	M2	54310-1	.203	5,16	.739	18,77	●	.105	2,67	-	-	0, 6
				4	M2.5	52189	.203	5,16	.736	18,69	●	.105	2,67	-	-	0, 6
				6	M3.5	53073	.250	6,35	.792	20,12	●	.105	2,67	-	-	0, 6
				8	M4	54311-1	.281	7,14	.814	20,68	●	.105	2,67	-	-	0, 6
				10		54312-1	.312	7,92	.868	22,05	●	.105	2,67	✓	-	0, 6
26-22	0,12-0,41	.020	0,51	0		321013	.140	3,56	.525	13,34	●	.082	2,08	-	-	
				2	M2	323912	.140	3,56	.525	13,34	●	.082	2,08	✓	✓	
				2	M2	329951	.140	3,56	.615	15,62	●	.082	2,08	-	✓	
				4	M2.5	323914	.203	5,16	.646	16,41	●	.082	2,08	✓	✓	6
				5	M3	323915	.203	5,16	.646	16,41	●	.082	2,08	✓	✓	
				6	M3.5	326875	.250	6,35	.740	18,80	●	.082	2,08	✓	✓	6
				6	M3.5	323915	.203	5,16	.646	16,41	●	.082	2,08	✓	✓	
				8	M4	323916	.250	6,35	.740	18,80	●	.082	2,08	✓	✓	6
24-20	0,16-0,65	.025	0,64	2	M2	329636	.106	4,06	.589	14,96	○	.100	2,54	✓	-	
				4	M2.5	323985	.281	7,14	.774	19,66	○	.100	2,54	-	-	
				6	M3.5	323986	.281	7,14	.774	19,66	○	.100	2,54	✓	-	
				8	M4	323989	.312	7,92	.821	20,85	○	.100	2,54	✓	-	
				10		323990	.312	7,92	.821	20,85	○	.100	2,54	✓	-	
22-16	0,26-1,65	.033	0,84	2	M2	328657	.218	5,54	.672	17,07	●	.125	3,18	✓	✓	
				4	M2.5	320553	.218	5,54	.672	17,07	●	.125	3,18	✓	✓	6
				4	M2.5	31880	.218	5,54	.672	17,07	●	.140	3,65	✓	✓	6
				4	M2.5	323758	.250	6,35	.844	21,44	●	.125	3,18	✓	-	
				4	M2.5	330648	.250	6,35	.844	21,44	●	.140	3,56	✓	-	
				6	M3.5	51863	.250	6,35	.782	19,86	●	.125	3,18	✓	✓	
				6	M3.5	36151	.281	7,14	.797	20,24	●	.125	3,18	✓	✓	
				6	M3.5	36152	.281	7,14	.797	20,24	●	.140	3,56	✓	✓	
				6	M3.5	36149	.218	5,54	.672	17,07	●	.125	3,18	✓	✓	6
				6	M3.5	36150	.218	5,54	.672	17,07	●	.140	3,56	✓	✓	6
				8	M4	320554	.281	7,14	.797	20,24	●	.125	3,18	✓	✓	
				8	M4	31886	.281	7,14	.797	20,24	●	.140	3,56	✓	✓	
				8	M4	320551	.312	7,92	.844	21,44	●	.125	3,18	✓	✓	6
				8	M4	31890	.312	7,92	.844	21,44	●	.140	3,56	✓	✓	6
				10		320552	.281	7,14	.797	20,24	●	.125	3,18	✓	✓	
				10		31887	.281	7,14	.797	20,24	●	.140	3,56	✓	✓	
				10		36153	.312	7,92	.844	21,44	●	.125	3,18	✓	✓	6
				10		36154	.312	7,92	.844	21,44	●	.140	3,56	✓	✓	6
16-14	1,04-2,62	.033	0,84		M5	130008	.312	7,92	.850	21,60	●	.140	3,56	✓	✓	
				1/4	M6	320571	.469	11,91	1.078	27,38	●	.125	3,18	✓	✓	6
				1/4	M6	31894	.469	11,91	1.078	27,38	●	.140	3,56	✓	✓	6
					M6	130046	.469	11,91	1.083	27,50	●	.140	3,56	-	✓	
				5/16	M8	320572	.469	11,91	1.078	27,38	●	.125	3,18	✓	✓	6
				5/16	M8	31895	.469	11,91	1.078	27,38	●	.140	3,56	✓	✓	6
				3/8		320573	.531	13,49	1.218	30,94	●	.125	3,18	✓	✓	6
				3/8		31897	.531	13,49	1.218	30,94	●	.140	3,56	✓	✓	6
				1/2	M12	328975	.713	18,11	1.293	32,84	●	.125	3,18	-	✓	6
				2	M2	324993	.180	4,57	.668	16,97	●	.170	4,32	-	-	
16-14	1,04-2,62	.033	0,84	4	M2.5	324159	.250	6,35	.703	17,86	●	.150	3,81	✓	✓	6
				4	M2.5	328996	.250	6,35	.703	17,86	●	.170	4,32	✓	✓	
				6	M3.5	320561	.250	6,35	.703	17,86	●	.150	3,81	✓	✓	6
				6	M3.5	320619	.250	6,35	.703	17,86	●	.170	4,32	✓	✓	

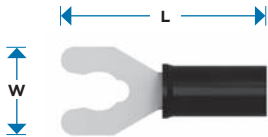
Ring Tongue Terminals (continued)																				
Wire Size		Material Thickness		Studsize		Standard Part Number	Width (W)		Length (L)		Color	Max. Wire Insulation Dia.		Also available in <sup>8</sup>		Remarks				
AWG	mm <sup>2</sup>	inch	mm	U.S.	mm		inch	mm	inch	mm		inch	mm	Tape & Reel	Small Pack					
16-14	1,04-2,62	.033	0,84	6	M3.5	326882	.312	7,92	.813	20,65	●	.170	4,32	✓	✓					
				6	M3.5	51864	.312	7,92	.844	21,44	●	.150	3,81	✓	✓	6				
				8	M4	51864-1	.312	7,92	.844	21,44	●	.150	3,81	✓	✓	6				
				8	M4	320560	.343	8,71	.859	21,82	●	.150	3,81	✓	✓					
				8	M4	320565	.343	8,71	.859	21,82	●	.170	4,32	✓	✓					
				10		320574	.343	8,71	.859	21,82	●	.150	3,81	✓	✓					
				10		36160	.343	8,71	.859	21,82	●	.170	4,32	✓	✓					
								M5	130090	.343	8,71	.864	21,94	●	.150	3,80	-	-		
								M5	130094	.343	8,71	.864	21,94	●	.170	4,30	✓	✓		
								1/4	M6	320563	.469	11,91	1.078	27,38	●	.150	3,81	✓	✓	6
								1/4	M6	321045	.469	11,91	1.078	27,38	●	.170	4,32	✓	✓	
								5/16	M8	320575	.469	11,91	1.078	27,38	●	.150	3,81	✓	✓	6
								5/16	M8	328998	.469	11,91	1.078	27,38	●	.170	4,32	✓	✓	
								3/8		320564	.531	13,49	1.218	30,94	●	.150	3,81	✓	✓	6
								3/8		328999	.531	13,49	1.218	30,94	●	.170	4,32	✓	✓	
								1/2	M12	328976	.713	18,11	1.293	32,84	●	.150	3,81	-	-	6
				1/2	M12	328849	.713	18,11	1.293	32,84	●	.170	4,32	-	✓					
12-10	2,62-6,64	.033	0,84	4	M2.5	35148	.281	7,14	.953	24,21	●	.250	6,35	✓	✓					
				6	M3.5	320634	.281	7,14	.953	24,21	●	.230	5,84	✓	✓					
				6	M3.5	35149	.281	7,14	.953	24,21	●	.250	6,35	✓	✓					
				6	M3.5	320567	.375	9,53	1.083	27,51	●	.230	5,84	✓	✓	6				
				6	M3.5	35107	.375	9,53	1.083	27,51	●	.250	6,35	✓	✓	6				
				8	M4	35787	.312	7,92	1.031	26,19	●	.230	5,84	✓	✓					
				8	M4	324915	.312	7,92	1.052	26,72	●	.230	5,84	-	✓					
				8	M4	320568	.375	9,53	1.083	27,51	●	.230	5,84	✓	-	6				
				8	M4	35108	.375	9,53	1.083	27,51	●	.250	6,35	✓	✓	6				
				10		324918	.312	7,92	1.052	26,72	●	.230	5,84	✓	✓					
				10		32883	.343	8,71	1.046	26,57	●	.230	5,84	✓	✓					
								M5	130171	.375	9,53	1.090	27,68	●	.250	6,35	✓	✓		
								10		36161	.375	9,53	1.083	27,51	●	.230	5,84	✓	✓	6
								10		35109	.375	9,53	1.083	27,51	●	.250	6,35	✓	✓	6
								1/4	M6	320569	.531	13,49	1.322	33,58	●	.230	5,84	✓	✓	6
								1/4	M6	35110	.531	13,49	1.322	33,58	●	.250	6,35	✓	✓	6
								5/16	M8	320567	.531	13,49	1.322	33,58	●	.230	8,84	✓	✓	
								5/16	M8	35111	.531	13,49	1.322	33,58	●	.250	6,35	✓	✓	6
								3/8		320577	.593	15,06	1.414	35,92	●	.230	5,84	✓	✓	6
								3/8		35112	.593	15,06	1.414	35,92	●	.250	6,35	-	✓	6
				1/2	M12	323784	.750	19,05	1.594	40,49	●	.230	5,84	-	-					
				1/2	M12	35151	.750	19,05	1.594	40,49	●	.250	6,35	-	✓					
				3/4		324615	1.25	31,75	2.219	56,36	●	.230	5,84	-	-					



Spades: Standard Spade																
26-22	0,10-0,41	.020	0,51	0		322001	.125	3,18	.476	12,09	●	.082	2,08	-	-	
				4	M2.5	321035	.203	5,16	.627	15,93	●	.082	2,08	✓	✓	
22-16	0,26-1,65	.033	0,84	2	M2	328394	.182	4,62	.727	18,47	●	.140	3,56	✓	-	
				4	M2.5	327717	.218	5,54	.674	17,12	●	.125	3,18	✓	✓	
				5	M3	34541	.297	7,54	.846	21,49	●	.140	3,56	✓	✓	
				6	M3.5	34080	.297	7,54	.753	19,13	●	.125	3,18	✓	✓	
				6	M3.5	326861	.297	7,54	.753	19,13	●	.140	3,56	✓	✓	
				8	M4	32050	.375	9,53	.908	23,06	●	.125	3,18	✓	✓	

**Spades: Standard Spade (continued)**

Wire Size		Material Thickness		Studs size		Standard Part Number	Width (W)		Length (L)		Color	Max. Wire Insulation Dia.		Also available in <sup>8</sup>		Remarks
AWG	mm <sup>2</sup>	inch	mm	U.S.	mm		inch	mm	inch	mm		inch	mm	Tape & Reel	Small Pack	
22-16	0,26-1,65	.033	0,84	8	M4	32053	.375	9,53	.908	23,06	●	.140	3,56	✓	✓	
				10		32051	.375	9,53	.908	23,06	●	.125	3,18	✓	✓	
				10		32054	.375	9,53	.908	23,06	●	.140	3,56	✓	✓	
16-14	1,04-2,62	.033	0,084	4	M2.5	130527	.250	6,35	.813	20,65	●	.170	4,32	-	✓	
				6	M3.5	32058	.375	9,35	.908	23,06	●	.170	4,32	-	✓	
				6	M3.5	35559	.297	7,54	.753	19,13	●	.170	4,32	✓	✓	
				8	M4	32056	.385	9,78	.908	23,06	●	.150	3,81	✓	✓	
				8	M4	32059	.385	9,78	.908	23,06	●	.170	4,32	✓	✓	
				10		32057	.385	9,78	.908	23,06	●	.150	3,81	-	-	
				10		32060	.385	9,78	.908	23,06	●	.170	4,32	✓	✓	
12-10	2,62-6,64	.042	1,07	6	M3.5	322985	.290	7,37	.954	24,23	●	.230	5,84	✓	✓	
				6	M3.5	326859	.312	7,92	1.095	27,81	●	.230	5,84	✓	✓	
				8	M4	32588	.406	10,31	1.095	27,81	●	.230	5,84	✓	✓	
				8	M4	35152	.406	10,31	1.095	27,81	●	.250	6,35	✓	✓	
				10		32589	.406	10,31	1.095	27,81	●	.230	5,84	✓	✓	
				12	M6	130625	0.531	13,50	1.299	33,00	●	0.252	6,40	-	✓	



**Short Spring Spade**

22-16	0,26-1,65	.033	0,84	4	M2.5	52927	.203	5,16	.799	20,29	●	.125	3,18	✓	✓	1
				5	M3	52928	.250	6,35	.799	20,29	●	.125	3,18	✓	✓	1
				6	M3.5	52929	.250	6,35	.799	20,29	●	.125	3,18	✓	✓	1
				8	M4	52930	.375	9,53	.860	21,84	●	.125	3,18	✓	✓	1
				10		52931	.406	10,31	.908	23,06	●	.125	3,18	✓	✓	1
16-14	1,04-2,62	.033	0,84	5	M3	52934	.250	6,35	.799	20,29	●	.170	4,32	✓	✓	1
				6	M3.5	52935	.250	6,35	.799	20,29	●	.170	4,32	✓	✓	1
				8	M4	52936	.375	9,53	.860	21,84	●	.170	4,32	✓	✓	1
				10		52937	.406	10,31	.908	23,06	●	.170	4,32	✓	✓	1
12-10	2,62-6,64	.042	1,07	6	M3.5	52941	.250	6,35	.959	24,36	●	.250	6,35	✓	✓	1
				8	M4	52942	.375	9,53	1.052	26,72	●	.250	6,35	✓	✓	1
				10		52943	.406	10,31	1.100	27,94	●	.250	6,35	✓	✓	1
				12	M6	52945	.625	15,88	1.225	31,12	●	.250	6,35	-	✓	1

**Long Spring Spade**

22-16	0,26-1,65	.033	0,84	6	M3.5	52409	.250	6,35	.276	7,01	●	.125	3,18	✓	✓	1
				8	M4	52410	.281	7,14	.290	7,37	●	.125	3,18	✓	✓	1
				10		52411	.343	8,71	.303	7,70	●	.125	3,18	✓	✓	1
16-14	1,04-2,62	.033	0,84	6	M3.5	52420-1	.250	6,35	.933	23,70	●	.170	4,32	✓	✓	1
				8	M4	52421-1	.281	7,14	.979	24,87	●	.170	4,32	✓	✓	1
				10		52422-1	.343	8,71	1.005	25,53	●	.170	4,32	✓	-	1
12-10	2,62-6,64	.042	1,07	8	M4	52431-1	.375	9,53	1.174	29,82	●	.250	6,35	✓	-	1
				10		52432-1	.375	9,53	1.219	30,96	●	.250	6,35	✓	-	1




**Butt Splices**

Wire Size		Material Thickness		Tab-Thickness		Standard Part Number	Width (W)		Length (L)		Color	Max. Wire Insulation Dia.		Also available in <sup>8</sup>		Remarks
AWG	mm <sup>2</sup>	inch	mm	U.S.	mm		inch	mm	inch	mm		inch	mm	Tape & Reel	Small Pack	
26-24	0,12-0,24	n.a.		n.a.		323994	n.a.		.890	22,61	●	.082	2,08	✓	-	6
26-22	0,12-0,41	n.a.		n.a.		2-323994-2	n.a.		.890	22,61	●	.082	2,08	-	✓	6
24-20	0,16-0,65	n.a.		n.a.		323975	n.a.		1.035	26,29	○	.100	2,54	✓	-	6
22-16	0,26-1,65	n.a.		n.a.		320559	n.a.		1.265	32,13	●	.125	3,18	✓	✓	6
16-14	1,04-2,62	n.a.		n.a.		320562	n.a.		1.265	32,13	●	.150	3,81	✓	✓	6
12-10	2,62-6,64	n.a.		n.a.		320570	n.a.		1.656	42,06	●	.220	5,59	✓	✓	6

**Stepdown Butt Splice**

16-14 to 22-18 1,04-2,62 to 0,26-0,96	n.a.	n.a.	327583	n.a.	1.265	32,13	●	.150/.115 3,81/2,92	-	✓	5
12-10 to 22-18 2,62-6,64 to 0,26-0,96	n.a.	n.a.	327639	n.a.	1.656	42,06	●	.220/.140 5,59/3,56	-	-	5
12-10 to 16-14 2,62-6,64 to 1,04-2,62	n.a.	n.a.	327638	n.a.	1.656	42,06	●	.220/.170 5,59/4,32	-	-	5



**Knife Disconnects**

22-16	0,26-1,65	.031	0,79	n.a.	320555	.203	5,16	.878	22,3	●	.125	3,18	-	✓	
		.031	0,79	n.a.	32446	.203	5,16	.878	22,3	●	.140	3,56	✓	✓	
16-14	1,04-2,62	.031	0,79	n.a.	32448	.203	5,16	.878	22,3	●	.170	4,32	-	✓	
12-10	2,62-6,64	.040	1,02	n.a.	35762	.281	7,14	1.260	32	●	.250	6,35	-	✓	



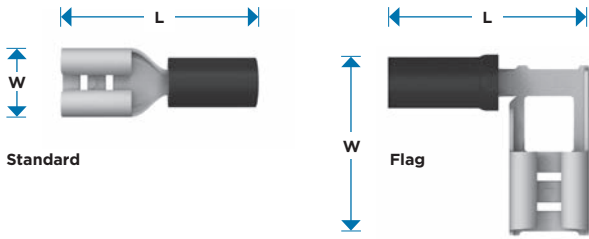
**Wire Pins (formed)**

22-16	0,26-1,65	n.a.	n.a.	165142	.071	1,80	.795	20,20	●	.142	3,60	-	-	
				165168	.071	1,80	.913	23,20	●	.142	3,60	-	✓	
16-14	1,04-2,62	n.a.	n.a.	165046	.071	1,80	.800	20,30	●	.170	4,30	-	✓	
				165172	.071	1,80	.929	23,60	●	.170	4,30	-	✓	
12-10	2,62-6,64	n.a.	n.a.	165049	.102	2,60	1.146	29,10	●	.248	6,30	-	✓	
				9-160404-2	.138	3,50	1.319	33,50	●	.248	6,30	-	✓	3



**Wire Pins (flat)**

22-16	0,26-1,65	.031	0,80	n.a.	131331	.116	2,95	.905	23,00	●	.142	3,60	-	✓	2
16-14	1,04-2,62	.031	0,80	n.a.	131330	.115	2,92	.891	22,63	●	.170	4,30	-	✓	2
12-10	2,62-6,64	.040	1,02	n.a.	131332	1.614	4,10	1.150	29,20	●	.252	6,40	-	-	



**Faston (.250/6.35)**

Wire Size		Material Thickness		Tab-Thickness		Standard Part Number	Width (W)		Length (L)		Color	Max. Wire Insulation Dia.		Also available in <sup>8</sup>		Remarks
AWG	mm <sup>2</sup>	inch	mm	U.S.	mm		inch	mm	inch	mm		inch	mm	Tape & Reel	Small Pack	
22-18	0,26 - 0,96	.018	0,46	.032	0,81	640903-1	.300	7,62	.900	22,86	●	.140	3,56	✓	✓	
22-16	0,30 - 1,50	.016	0,40	.032	0,81	9-160583-2	.300	7,62	.874	22,20	●	.140	3,56	✓	✓	3
16-14	1,04 - 2,62	.018	0,46	.032	0,81	640905-1	.300	7,62	.900	22,86	●	.170	4,32	✓	✓	
		.016	0,40	.032	0,81	9-160313-2	.300	7,62	.913	23,20	●	.170	4,32	✓	✓	3
12-10	2,62 - 6,64	.018	0,46	.032	0,81	640907-1	.300	7,62	1.012	25,70	●	.250	6,35	✓	✓	
11-10	4,00 - 6,00	.018	0,46	.031	0,80	160314-2	.300	7,62	1.015	26,00	●	.250	6,35	-	✓	3

**Flag Faston (.250/6.35)**

22-18	0,30 - 1,00	.016	0,40	.032	0,81	156667-1	.610	15,49	.760	19,30	●	.140	3,56	-	✓	3, 4
17-15	1,20 - 2,00	.016	0,40	.032	0,81	156666-1	.610	15,49	.760	19,30	●	.170	4,32	-	✓	3

**Faston (.205/5.00)**

22-18	0,26 - 0,96	.016	0,41	.020	0,51	640909-1	.250	6,35	.800	20,32	●	.140	3,56	✓	✓	
		.016	0,41	.032	0,81	640911-1	.250	6,35	.800	20,32	●	.140	3,56	✓	✓	
16-14	1,04 - 2,62	.016	0,41	.020	0,51	640913-1	.250	6,35	.800	20,32	●	.170	4,32	✓	✓	
		.016	0,41	.032	0,81	640915-1	.250	6,35	.800	20,32	●	.170	4,32	✓	✓	

**Faston (.187/4.80)**

26-24	0,12 - 0,24	.016	0,41	.020	0,51	641321-1	.230	5,84	.700	17,78	●	.082	2,08	✓	✓	
22-18	0,26 - 0,96	.016	0,41	.020	0,51	640917-1	.230	5,84	.800	20,32	●	.140	3,56	✓	✓	
22-15	0,30 - 1,50	.016	0,40	.020	0,51	9-160481-1	.226	5,74	.822	20,88	●	.140	3,56	✓	✓	3
		.016	0,40	.031	0,80	9-160483-1	.226	5,74	.822	20,88	●	.140	3,56	✓	✓	3
16-14	1,04 - 2,62	.016	0,41	.020	0,51	640919-1	.230	5,84	.800	20,32	●	.170	4,32	✓	✓	
		.016	0,40	.020	0,50	9-160477-2	.230	5,84	.862	21,90	●	.170	4,30	✓	✓	3
		.016	0,40	.031	0,80	9-160479-2	.226	5,74	.862	21,90	●	.170	4,30	✓	✓	3


**Faston (.110/2.80)**

22-18	0,26 - 0,96	.012	0,30	.020	0,51	61060-1	.148	3,76	.734	18,64	○	.110	2,79	✓	✓	
		.012	0,30	.032	0,81	60894-1	.148	3,76	.734	18,64	○	.110	2,79	✓	✓	
22-16	0,30 - 1,50	.010	0,25	.031	0,80	165566-1	.146	3,70	.780	19,80	●	.138	3,50	-	✓	3
		.010	0,25	.020	0,50	165565-1	.146	3,70	.780	19,80	●	.138	3,50	✓	✓	3
16-14	1,50 - 2,50	.010	0,25	.020	0,51	165616-2	.146	3,70	.780	19,80	●	.170	4,30	✓	✓	3



**Faston (.110/2.80) Low insertion force**

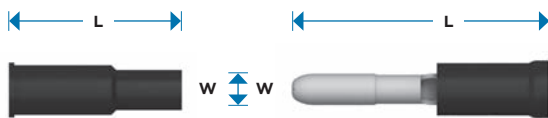
26-24	0,12 - 0,24	.016	0,41	.020	0,51	641324-1	.160	4,06	.700	17,78	●	.082	2,08	✓	-	
22-18	0,26 - 0,96	.016	0,41	.016	0,41	640921-1	.160	4,06	.800	20,32	●	.140	3,56	✓	-	
		.016	0,41	.020	0,51	640923-1	.160	4,06	.800	20,32	●	.140	3,56	✓	✓	
		.016	0,41	.032	0,81	640925-1	.160	4,06	.800	20,32	●	.140	3,56	✓	✓	
16-14	1,04 - 2,62	.016	0,41	.020	0,51	640929-1	.160	4,06	.800	20,32	●	.170	4,32	✓	✓	
		.016	0,41	.032	0,81	640931-1	.160	4,06	.800	20,32	●	.170	4,30	✓	✓	
		.016	0,41	.032	0,81	9-160313-2	.160	4,06	.913	23,20	●	.170	4,32	✓	✓	3



Tab Terminal																
Wire Size		Material Thickness		Tab-Thickness		Standard Part Number	Width (W)		Length (L)		Color	Max. Wire Insulation Dia.		Also available in <sup>8</sup>		Remarks
AWG	mm <sup>2</sup>	inch	mm	U.S.	mm		inch	mm	inch	mm		inch	mm	Tape & Reel	Small Pack	
20-18	0,50-1,00	n.a.		.031	0,80	140896-2	.250	6,35	.925	23,50	●	.130	3,30	-	✓	3
16-14	1,30-2,60	n.a.		.031	0,80	140971-2	.250	6,35	.925	23,50	●	.157	4,00	-	✓	3
11-10	4,00-6,00	n.a.		.031	0,80	141085-2	.250	6,35	1.102	28,00	●	.224	5,70	-	✓	3



Piggy Back Terminal (.250/6.35)																
22-16	0,26-1,65	n.a.		.032	0,81	160834-2	.250	6,35	.927	23,55	●	.140	3,56	-	✓	3
16-14	1,00-2,50	n.a.		.032	0,81	9-160463-2	.250	6,35	.922	23,45	●	.170	4,32	-	✓	3



Shur Plugs																
22-16	0,25-1,60	pin	n.a.			165590-1	.156	3,96	.894	22,70	●	.138	3,50	-	✓	
20-15	0,50-1,50	pin	n.a.			141462-1	.118	3,00	.945	24,00	●	.134	3,40	-	✓	
		receptacle	n.a.			141456-1	.118	3,00	.984	25,00	●	.130	3,30	-	✓	
20-16	0,50-1,60	receptacle	n.a.			165399-1	.156	3,96	.902	22,90	●	.114	2,90	-	✓	
16-14	1,04-2,62	pin	n.a.			324225	.156	3,96	.790	20,07	●	.170	4,32	✓	✓	
16-14	1,04-2,62	receptacle	n.a.			165429-1	.156	3,96	.972	24,70	●	.157	4,00	-	✓	
n.a.	n.a.	plug-splice	n.a.			36840	.156	3,96	1.795	45,59	●	n.a.	n.a.	-	✓	7

Remarks

- 0 Must be crimped with 22-18 or 22-16 PIDG (red) tooling
- 1 Body Springs Spade : Phosphor Bronze per ASTM B-139
- 2 Body : Copper also according DIN 1787 and EN 1676
- 3 Body : Brass according ASTM B 36
- 4 Sleeve : Nickel Plating per TE 112-25-2
- 5 Adapter inserts can be ordered separately for use in specific standard PIDG Butt Splices
- 6 Mill Specified
- 7 Body : Brass according MIL-C-50
- 8 ✓ Standard Part Number is also available in Tape & Reel and/or Small Pack  
 - Standard Part Number is not in Tape & Reel and/or Small Pack

For all applicable part numbers see specification 404-32020 at te.com  
 For all remarks and additional information see Customer Drawing on www.te.com

## FREQUENTLY ASKED QUESTIONS

### Can wires be combined in PIDG?

Yes they can as long total CMA and insulation diameter fall within specification.

### Are TE terminals MIL specified?

Yes, most of them meet or exceed MIL-T-7928, Type II, class 1 & 2.

### What to choose if you need higher temperature?

Use TE Stratotherm terminals (catalog 82011).

### Why can PIDG just handle 300V and Plasti-Grip 600 V?

Because the additional Copper Sleeve is close to the end of the sleeve (see picture).

### What is the advantage of this copper sleeve?

It provides circumferential insulation support to the wire and allows the wire to bend in any direction, without fraying the wire's insulation or breaking the conductor.

### Why is there no crimpheight given for PIDG terminals?

It is the geometry of the TE crimping tools which guarantees the perfect crimp on PIDG terminals.

## TOOLING

### Commercial tooling

Most terminals can be terminated with handtool 58433-3

### Premium tooling

For all Faston terminals, except below: 59824-1

For wire sizes AWG 26-24: 48518-2

For standard .110 Faston AWG 22-18: 90185-1

Remaining:


AWG 26-24: 46121      AWG 22-16: 47386 or 59250

AWG 26-22: 46121      AWG 16-14: 47387 or 59250


AWG 24-20: 47907-1      AWG 12-10: 59239-4

<http://tooling.te.com/europe/handtools.asp>

<http://www.te.com>



PIDG



Plasti-Grip

## FOR MORE INFORMATION

### TE Technical Support Center

Internet: [te.com/help](http://te.com/help)

USA: +1 (800) 522-6752

Canada: +1 (905) 475-6222

Mexico: +52 (0) 55-1106-0800

Latin/S. America: +54 (0) 11-4733-2200

Germany: +49 (0) 6251-133-1999

UK: +44 (0) 800-267666

France: +33 (0) 1-3420-8686

Netherlands: +31 (0) 73-6246-999

China: +86 (0) 400-820-6015

Part numbers in this brochure are RoHS Compliant\*, unless marked otherwise.

\*as defined [www.te.com/leadfree](http://www.te.com/leadfree)

## te.com

© 2012 Tyco Electronics Corporation, a TE Connectivity Ltd. Company. All Rights Reserved.

1773464-1 CIS WR 06/2012

TE Connectivity and TE connectivity (logo) are trademarks. Other logos, product and/or company names might be trademarks of their respective owners.

While TE has made every reasonable effort to ensure the accuracy of the information in this document, TE does not guarantee that it is error-free, nor does TE make any other representation, warranty or guarantee that the information is accurate, correct, reliable or current. TE reserves the right to make any adjustments to the information contained herein at any time without notice. TE expressly disclaims all implied warranties regarding the information contained herein, including, but not limited to, any implied warranties of merchantability or fitness for a particular purpose. The dimensions in this document are for reference purposes only and are subject to change without notice. Specifications are subject to change without notice. Consult TE for the latest dimensions and design specifications.