

Quick Reference Guide

SOLISTRAND Terminals & Splices

SOLISTRAND terminals and splices are especially designed to terminate solid, stranded, irregular shaped conductors and any combination of these. During usage SOLISTRAND terminals maintain its superior performance characteristics, completely reliable and giving long service in punishing environments.

TE Connectivity provides the associated SOLISTRAND crimping tools assuring that termination is consistent and uniformly perfect, making quality control easy and performance consistent. SOLISTRAND terminals are corrosion- and vibration resistant, resilience and tensile strength are best in industry assuring customer's success.

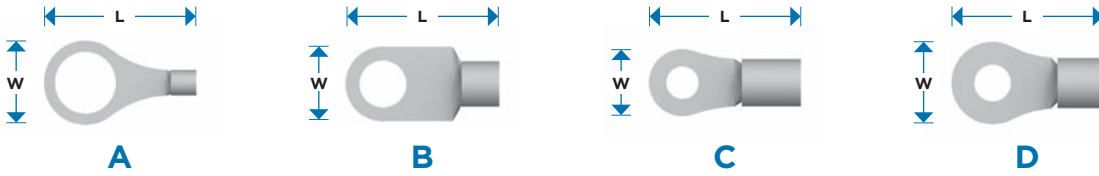
The SOLISTRAND product line includes terminals, parallel & butt splices, flag rings, spades, hooks, and flanged tongue terminals in sizes from AWG26 (0.1 mm²) up to 600 MCM (304 mm²).

KEY FEATURES AND BENEFITS

- SOLISTRAND terminals and splices are constructed of fine grade high conductivity copper for optimal electrical performance.
- The brazed seam increases metal strength around the entire barrel area assuring withstanding harsh industrial environments. It also prevents pinched and stubbed wires.
- The "W" crimp – two longitudinal crimps – and the dimples or serrations inside provides excellent electrical performance and higher tensile strength. This permits the use of a shorter barrel, which end up in a smaller form factor and makes it more cost effective.
- Bell mouth on barrel entrance makes insertion of wires easier and reduces installation time and increasing production yield.
- Most SOLISTRAND terminals and splices meet or exceed the requirements of SAE AS7928, Type I, Class 1 and 2. Aircraft-, defense- and marine (related) equipment base their performance requirements on AS7928.
- Product is rated for 170 degrees C maximum and therefor suitable in all standard applications.

PRODUCT APPLICATIONS

- Material Handling Equipment
- Motors
- Heavy Equipment
- Pad and Pole Mount Transformers
- Switchgear
- Telecommunications
- Appliances
- Panel Boxes
- Power Supplies
- Instruments/Control



MATERIAL

Terminal Body: Copper per ASTM B152
 Plating: Tin per ASTM B545

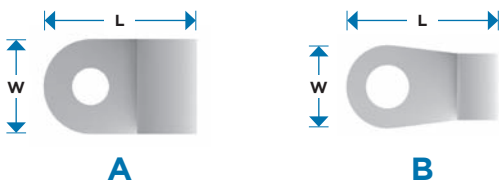
Ring Tongue Terminals																				
Wire Size		Material Thickness		Studsize		Standard Part Number	Width (W)		Length (L)		Style	Wire Barrel Min. Inside Dia.		Also available in ⁶		Remarks				
AWG	mm ²	inch	mm	U.S.	mm		inch	mm	inch	mm		inch	mm	Tape & Reel	Small Pack					
26-22	0,12-0,41	.020	0,51	0		31423	.140	3,56	.329	8,36	A	.035	0,89	-	-	4				
					M2	31425	.140	3,56	.329	8,36	A	.035	0,89	✓	-	4				
					M2	50334	.140	3,56	.419	10,64	A	.031	0,79	✓	✓					
					M2.5	31428	.203	5,16	.450	11,43	A	.035	0,89	-	-	4				
					M3.5	31430	.203	5,16	.450	11,43	A	.035	0,89	-	-	4				
					M3.5	331401	.250	6,35	.544	13,82	A	.031	0,79	✓	-					
					M3.5	32858	.250	6,35	.544	13,82	A	.035	0,89	-	-	4				
					M4	32859	.250	6,35	.544	13,82	A	.035	0,89	-	-	4				
						32860	.250	6,35	.544	13,82	A	.035	0,89	-	-	4				
					22-16	0,26-1,65	.033	0,84	2	M2	34103	.218	5,54	.449	11,40	A	.061	1,55	✓	-
M2	322927	.182	4,62	.446						11,33	A	.061	1,55	-	-					
M2.5	34104	.218	5,54	.449						11,40	A	.061	1,55	✓	✓	5				
M2.5	36467	.182	4,62	.446						11,33	A	.061	1,55	-	-					
M2.5	36189	.182	4,62	.446						11,33	A	.065	1,65	-	-	4				
M3	31090	.218	5,54	.449						11,40	A	.065	1,65	✓	-	4				
M3.5	34105	.218	5,54	.449						11,40	A	.061	1,55	✓	✓					
M3.5	34107	.281	7,14	.574						14,58	A	.061	1,55	✓	✓					
M3.5	31264	.281	7,14	.574						14,58	A	.065	1,65	-	-	4				
M3.5	34110	.312	7,92	.621						15,77	A	.061	1,55	✓	✓	5				
M4	34111	.312	7,92	.621						15,77	A	.061	1,55	✓	✓					
M4	30692	.312	7,92	.621						15,77	A	.065	1,65	-	-	4				
M4	34108	.281	7,14	.574						14,58	A	.061	1,55	✓	✓					
	34112	.312	7,92	.621						15,77	A	.061	1,55	✓	✓	5				
	30693	.312	7,92	.621						15,77	A	.065	1,65	-	-	4				
	34109	.281	7,14	.574						14,58	A	.061	1,55	✓	✓					
	.031	0,79		M5						130017	.312	7,92	.625	15,88	A	.061	1,55	✓	✓	
	.033	0,84	1/4	M6						34113	.469	11,91	.856	21,74	A	.061	1,55	✓	✓	
			1/4	M6						31172	.469	11,91	.856	21,74	A	.065	1,65	-	-	4
	.031	0,79	1/4	M6						130058	.469	11,91	.860	21,84	A	.061	1,55	-	-	
	.033	0,84	5/16	M8	34114	.469	11,91	.856	21,74	A	.061	1,55	✓	✓	5					
			5/16	M8	31173	.469	11,91	.856	21,74	A	.065	1,65	✓	-	4					
			3/8		34115	.531	13,49	.995	25,27	A	.061	1,55	✓	✓	5					
			3/8		31498	.531	13,49	.995	25,27	A	.065	1,65	-	-	4					
			1/2	M12	329966	.713	18,11	1.070	27,18	A	.061	1,55	-	✓						
16-14	1,04-2,62	.033	0,84	4	M2.5	34119	.250	6,35	.480	12,19	A	.085	2,16	✓	-	5				
					M3	165295	.236	6,00	.565	14,35	A	.085	2,16	-	-					
					M3.5	34120	.250	6,35	.480	12,19	A	.085	2,16	✓	✓					
					M3.5	321684	.312	7,92	.590	14,99	A	.085	2,16	✓	✓	5				
					M3.5	32186	.250	6,35	.480	12,19	A	.089	2,26	✓	-	4				
					M4	34122	.343	8,71	.636	16,15	A	.085	2,16	✓	✓					
					M4	324955	.312	7,92	.590	14,99	A	.085	2,16	✓	✓					
					M4	322235	.312	7,92	.590	14,99	A	.089	2,26	✓	-	4				
						34123	.343	8,71	.636	16,15	A	.085	2,16	✓	✓					
						30697	.343	8,71	.636	16,15	A	.089	2,26	✓	-	4				

Ring Tongue Terminals																		
Wire Size		Material Thickness		Studsizes		Standard Part Number	Width (W)		Length (L)		Style	Wire Barrel Min. Inside Dia.		Also available in ⁶		Remarks		
AWG	mm ²	inch	mm	U.S.	mm		inch	mm	inch	mm		inch	mm	Tape & Reel	Small Pack			
16-14	1,04 - 2,62			10		320093	.312	7,92	.669	16,99	A	.085	2,16	✓	-	5		
			.310	0,79		M5	130106	.344	8,74	.642	16,30	A	.085	2,16	✓	✓		
			.033	0,84	1/4	M6	34124	.469	11,91	.855	21,72	A	.085	2,16	✓	✓		
					1/4	M6	31164	.469	11,91	.855	21,72	A	.089	2,26	-	-	4	
			.310	0,79	1/4	M6	130130	.469	11,91	.860	21,84	A	.085	2,16	✓	-		
			.033	0,84	5/16	M8	34125	.469	11,91	.855	21,72	A	.085	2,16	✓	✓	5	
					3/8		34126	.531	13,49	.995	25,27	A	.085	2,16	✓	✓	5	
			.310	0,80		M10	160140	.657	16,70	1.043	26,50	A	.085	2,16	-	-		
			.033	0,84	1/2	M12	50981	.750	19,05	1.184	30,07	A	.085	2,16	-	-		
		14-12	1,65 - 4,17		.042	1,07	8	M4	321827	.312	7,92	.685	17,40	B	.098	2,49	-	-
					10		34484	.421	10,69	.739	18,77	B	.098	2,49	✓	-		
					10		321828	.312	7,92	.685	17,40	B	.098	2,49	✓	-		
					1/4	M6	34487	.421	10,69	.739	18,77	B	.098	2,49	✓	-		
					3/8		34486	.687	17,45	1.120	28,45	B	.098	2,49	✓	-		
12-10	2,62 - 6,64		.042	1,07	4	M2.5	322447	.281	7,14	.630	16,00	A	.129	3,28	-	-		
					4	M2.5	34891	.281	7,14	.630	16,00	A	.134	3,40	-	-	4	
					6	M3.5	35476	.281	7,14	.630	16,00	A	.129	3,28	✓	✓	5	
					6	M3.5	33456	.375	9,53	.765	19,43	A	.129	3,28	✓	-		
					6	M3.5	34892	.281	7,14	.630	16,00	A	.134	3,40	-	-	4	
					8	M4	322454	.312	7,92	.708	17,98	A	.129	3,28	✓	✓		
					8	M4	32994	.375	9,53	.765	19,43	A	.129	3,28	✓	✓		
					10		322455	.343	8,71	.723	18,36	A	.129	3,28	✓	-		
					10		33457	.375	9,53	.765	19,43	A	.129	3,28	✓	✓	5	
					10		35771	.500	12,70	.865	21,97	A	.129	3,28	✓	✓		
					10		31114	.375	9,53	.765	19,43	A	.134	3,40	✓	-	4	
				.039	0,99		M5	130191	.374	9,50	.752	19,10	A	.130	3,30	-	✓	
				.042	1,07	1/4	M6	35772	.500	12,70	.865	21,97	A	.129	3,28	✓	✓	
						1/4	M6	33458	.531	13,49	1.004	25,50	A	.129	3,28	✓	✓	
						1/4	M6	31122	.531	13,49	1.004	25,50	A	.134	3,40	✓	✓	4
				.039	0,99	1/4	M6	165026	.500	12,70	.865	21,97	A	.129	3,28	-	-	
				.042	1,07	5/16	M8	33459	.531	13,49	1.004	25,50	A	.129	3,28	✓	✓	5
						5/16	M8	31123	.531	13,49	1.004	25,50	A	.134	3,40	-	-	4
						5/16	M8	35773	.500	12,70	.865	21,97	A	.129	3,28	-	✓	
						3/8		33220	.593	15,06	1.098	27,89	A	.129	3,28	✓	✓	5
				3/8		322242	.750	19,05	1.271	32,28	A	.129	3,28	-	-			
		.039	0,99		M10	160121	.593	15,06	1.102	28,00	A	.129	3,28	-	-			
		.042	1,07	1/2	M12	35135	.750	19,05	1.271	32,28	A	.129	3,28	✓	-	5		
				3/4		320765	1.250	31,75	1.896	48,16	A	.129	3,28	-	-			
8	6,64 - 10,5		.051	1,30	8	M4	324061	.406	10,31	.949	24,10	C	.172	4,37	-	-	5	
					8	M4	32996	.469	11,91	.933	23,70	C	.172	4,37	✓	✓		
					10		33460	.469	11,91	.933	23,70	C	.172	4,37	✓	✓		
					10		31807	.406	10,31	.949	24,10	C	.172	4,37	✓	-	5	
			.048	1,22		M5	160013	.469	11,90	.933	23,70	C	.172	4,37	✓	✓		
			.051	1,30	1/4	M6	35247	.594	15,09	1.168	29,67	A	.172	4,37	-	✓		
					1/4	M6	33461	.469	11,91	.933	23,70	C	.172	4,37	✓	✓	5	
			.048	1,22	1/4	M6	130550	.469	11,91	.938	23,83	C	.172	4,37	-	-		
			.051	1,30	5/16	M8	33462	.594	15,09	1.168	29,67	A	.172	4,37	✓	✓		
					5/16	M8	31808	.562	14,27	1.074	27,28	A	.172	4,37	✓	✓	5	
			3/8		33463	.594	15,09	1.168	29,67	A	.172	4,37	-	✓	5			
		.048	1,22		M10	160056	.594	15,09	1.168	29,67	A	.172	4,37	-	✓			
	.051	1,30	1/2	M12	35664	1.250	31,75	1.965	49,91	A	.172	4,37	-	✓				
			5/8	M16	35665	1.250	31,75	1.965	49,91	A	.172	4,37	-	-				
			3/4		35666	1.250	31,75	1.965	49,91	A	.172	4,37	-	-				
6	10,5 - 16,8		.051	1,30	10		52197	.406	10,31	1.181	30,00	C	.232	5,89	✓	✓		
					10		33464	.625	15,88	1.246	31,65	C	.232	5,89	✓	-		
					10		321298	.468	11,89	1.168	29,67	C	.232	5,89	✓	✓	5	


Ring Tongue Terminals

Wire Size		Material Thickness		Studs size		Standard Part Number	Width (W)		Length (L)		Style	Wire Barrel Min. Inside Dia.		Also available in ⁶		Remarks	
AWG	mm ²	inch	mm	U.S.	mm		inch	mm	inch	mm		inch	mm	Tape & Reel	Small Pack		
6	10,5 - 16,8	.057	1,45		M5	130552	.469	11,90	1.169	29,70	C	.228	5,80	-	✓		
		.051	1,30	1/4	M6	33465	.625	15,88	1.246	31,65	C	.232	5,89	✓	✓		
					1/4	M6	321598	.468	11,89	1.168	29,67	C	.232	5,89	✓	-	5
		.057	1,45	1/4	M6	130554	.469	11,90	1.169	29,70	C	.228	5,80	-	-		
		.051	1,30	5/16	M8	33466	.625	15,88	1.246	31,65	C	.232	5,89	✓	✓	5	
					3/8		33467	.625	15,88	1.246	31,65	C	.232	5,89	✓	✓	5
					3/8		36807	1.250	31,75	2.033	51,64	A	.232	5,89	-	-	
		.057	1,45		M10	160032	.626	15,90	1.246	31,65	C	.232	5,89	-	✓		
		.051	1,30	1/2	M12	320344	.875	22,23	1.840	46,74	C	.232	5,89	-	✓	5	
					1/2	M12	36808	1.250	31,75	2.033	51,64	A	.232	5,89	-	-	
			5/8	M16	36809	1.250	31,75	2.033	51,64	A	.232	5,89	-	-			
			3/4		36810	1.250	31,75	2.033	51,64	A	.232	5,89	-	-			
4	16,8 - 26,7	.073	1,85	10		33114	.500	12,70	1.199	30,45	C	.280	7,11	-	-	5	
		.070	1,78		M5	160119	.656	16,66	1.308	33,22	A	.296	7,52	-	✓		
		.073	1,85	1/4	M6	33469	.656	16,66	1.314	33,38	A	.296	7,52	✓	✓		
		.070	1,78	1/4	M6	31811	.500	12,70	1.199	30,45	C	.280	7,11	✓	-	5	
		.071	1,80		M6	130560	.657	16,70	1.307	33,20	A	.296	7,52	-	-		
		.073	1,85	5/16	M8	33470	.656	16,66	1.314	33,38	A	.296	7,52	-	✓		
					5/16	M8	33115	.625	15,88	1.324	33,63	C	.280	7,11	✓	-	5
					3/8		33471	.656	16,66	1.314	33,38	A	.296	7,52	-	✓	
					3/8		31812	.625	15,88	1.324	33,63	C	.280	7,11	-	-	5
		.070	1,78		M10	160075	.656	16,66	1.314	33,38	A	.296	7,52	-	✓		
.073	1,85	1/2	M12	327175	.875	22,23	1.902	48,31	B	.296	7,52	-	✓	5			
			1/2	M12	35668	1.250	31,75	2.090	53,09	A	.296	7,52	-	-			
			5/8	M16	35669	1.250	31,75	2.090	53,09	A	.296	7,52	-	-			
			3/4		35670	1.250	31,75	2.090	53,09	A	.296	7,52	-	-			
2	26,7 - 42,4	.073	1,85	10		330301	.625	15,88	1.527	38,79	B	.370	9,40	-	-	5	
				1/4	M6	320383	.625	15,88	1.527	38,79	B	.370	9,40	-	-	5	
				1/4	M6	320138	.890	22,61	1.657	42,09	D	.370	9,40	-	-		
				5/16	M8	322870	.625	15,88	1.527	38,79	B	.370	9,40	-	✓	5	
				5/16	M8	35183	.890	22,61	1.657	42,09	D	.370	9,40	-	-		
				3/8		35184	.890	22,61	1.657	42,09	D	.370	9,40	-	-		
				3/8		321600	.625	15,88	1.527	38,79	B	.370	9,40	-	-	5	
		.071	1,80		M10	160002	.874	22,20	1.661	42,20	D	.366	9,30	-	✓		
		.073	1,85	1/2	M12	35185	.890	22,61	1.657	42,09	D	.370	9,40	-	✓		
				5/8	M16	320754	1.250	31,75	2.516	63,91	D	.370	9,40	-	-		
		3/4		320755	1.250	31,75	2.516	63,91	D	.370	9,40	-	-				
1/0	42,4 - 60,6	.073	1,85	1/4	M6	321866	.807	20,50	1.925	48,90	C	.444	11,28	-	✓	5	
				5/16	M8	36916	.875	22,23	1.956	49,68	C	.444	11,28	-	✓		
				3/8		36917	.875	22,23	1.956	49,68	C	.444	11,28	-	-		
				3/8		321868	.807	20,50	1.925	48,90	C	.444	11,28	-	-	5	
		.071	1,80		M10	160000	.874	22,20	1.957	49,70	B	.445	11,30	-	✓		
		.073	1,85	1/2	M12	36919	.875	22,23	1.956	49,68	C	.444	11,28	-	✓	5	
		5/8	M16	320744	1.265	32,13	2.678	68,02	C	.444	11,28	-	-				
		3/4		320748	1.265	32,13	2.678	68,02	C	.444	11,28	-	-				
2/0	60 - 76	.083	2,11	1/4	M6	36921	.946	24,03	2.000	50,80	C	.504	12,80	-	-		
				5/16	M8	36922	.946	24,03	2.000	50,80	C	.504	12,80	-	✓		
				3/8		321871	.926	23,52	1.930	49,02	C	.504	12,80	-	-	5	
				3/8		36923	.946	24,03	2.000	50,80	C	.504	12,80	-	✓		
		.079	2,00		M10	160001	.925	23,50	2.031	51,60	C	.504	12,80	-	✓		
		.083	2,11	1/2	M12	36925	.946	24,03	2.000	50,80	C	.504	12,80	-	✓		
		5/8	M16	322224	1.270	32,26	2.671	67,84	C	.504	12,80	-	-				
		3/4		322225	1.270	32,26	2.671	67,84	C	.504	12,80	-	-				
3/0	76 - 96	.094	2,39	5/16	M8	321874	1.020	25,91	2.112	53,64	B	.565	14,35	-	✓	5	
		.091	2,31		M10	160003	1.082	27,48	2.143	54,43	B	.565	14,35	-	✓		
		.094	2,39	1/2	M12	36929	1.082	27,48	2.143	54,43	B	.565	14,35	-	✓		

Ring Tongue Terminals																
Wire Size		Material Thickness		Studs size		Standard Part Number	Width (W)		Length (L)		Style	Wire Barrel Min. Inside Dia.		Also available in ⁶		Remarks
AWG	mm ²	inch	mm	U.S.	mm		inch	mm	inch	mm		inch	mm	Tape & Reel	Small Pack	
3/0	76 - 96			1/2	M12	321877	1.082	27,48	2.112	53,64	B	.565	14,35	-	-	5
				5/8	M16	322222	1.270	32,26	2.699	68,55	C	.565	14,35	-	-	
				3/4		322223	1.270	32,26	2.699	68,55	C	.565	14,35	-	-	
4/0	96 - 117	.105	2,67	5/16	M8	321271	1.150	29,21	2.537	64,44	B	.635	16,13	-	-	5
				3/8		36932	1.150	29,21	2.206	56,03	B	.635	16,13	-	-	
				3/8		321878	1.087	27,61	2.178	55,32	B	.635	16,13	-	-	5
					M10	160129	1.140	28,96	2.206	56,03	B	.635	16,13	-	✓	
				7/16		321879	1.087	27,61	2.178	55,32	B	.635	16,13	-	-	5
				1/2	M12	321880	1.087	27,61	2.178	55,32	B	.635	16,13	-	-	5
				1/2	M12	36934	1.150	29,21	2.206	56,03	B	.635	16,13	-	✓	
				5/8	M16	322227	1.275	32,39	2.117	53,77	C	.635	16,13	-	-	
				3/4		322228	1.275	32,39	2.117	53,77	C	.635	16,13	-	-	5




Flag Ring Tongue																
12-10	2,62 - 6,64	.042	1,07	8	M4	36271	.375	9,53	.702	17,83	A	.129	3,28	-	-	
				10		36272	.375	9,53	.702	17,83	A	.129	3,28	-	-	
8	6,64 - 10,5	.043	1,09	10		321051	.500	12,70	.791	20,09	B	.180	4,57	-	-	5
				1/4	M6	322727	.609	15,47	1.130	28,70	B	.180	4,57	-	-	5
6	10,5 - 16,8	.048	1,22	10		323196	.500	12,70	.841	21,36	A	.224	5,69	-	-	
				1/4	M6	321576	.500	12,70	.960	24,38	A	.224	5,69	-	-	5
				5/16	M8	321056	.625	15,88	1.200	30,48	B	.224	5,69	-	-	5
4	16,8 - 26,7	.051	1,30	10		321059	.546	13,87	1.048	26,62	A	.280	7,11	-	-	5
				1/4	M6	321275	.546	13,87	1.048	26,62	A	.280	7,11	-	-	5
				5/16	M8	321060	.682	17,32	1.278	32,46	B	.280	7,11	-	-	5
2	26,7 - 42,4	.060	1,52	1/4	M6	321201	.713	18,11	1.437	36,50	B	.357	9,07	-	-	5
				5/16	M8	321064	.713	18,11	1.437	36,50	B	.357	9,07	-	-	5



Spade Tongue																
22-16	0,26 - 1,65	.033	0,84	2	M2	53555-1	.182	4,62	.504	12,80	-	.061	1,55	✓	✓	
				4	M2.5	321463	.218	5,54	.451	11,46	-	.061	1,55	-	-	
				4	M2.5	130524	.218	5,54	.538	13,67	-	.061	1,55	-	-	
				6	M3.5	36195	.297	7,54	.530	13,46	-	.061	1,55	✓	✓	
				6	M3.5	323127	.250	6,35	.623	15,82	-	.061	1,55	-	✓	
				8	M4	34117	.375	9,53	.685	17,40	-	.061	1,55	✓	✓	
		.031	0,80		M4	130519	.280	7,10	.591	15,00	-	.059	1,50	-	-	
		.033	0,84	10		34118	.375	9,53	.685	17,40	-	.061	1,55	✓	-	
16-14	1,04 - 2,62	.033	0,84	6	M3.5	322996	.297	7,54	.530	13,46	-	.085	2,16	✓	✓	
				6	M3.5	330827	.244	6,20	.623	15,82	-	.085	2,16	-	-	
				8	M4	34128	.385	9,78	.685	17,40	-	.085	2,16	-	✓	
				8	M4	36880	.297	7,54	.530	13,46	-	.085	2,16	✓	✓	
				10		324521	.344	8,74	.733	18,62	-	.085	2,16	-	-	

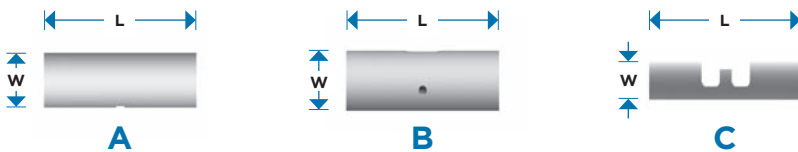
Spade Tongue																
Wire Size		Material Thickness		Studsize		Standard Part Number	Width (W)		Length (L)		Style	Wire Barrel Min. Inside Dia.		Also available in ⁶		Remarks
AWG	mm ²	inch	mm	U.S.	mm		inch	mm	inch	mm		inch	mm	Tape & Reel	Small Pack	
12-10	2,62-6,64	.042	1,07	6	M3.5	322451	.282	7,16	.631	16,03	-	.129	3,28	-	✓	
				8	M4	32995	.406	10,31	.772	19,61	-	.129	3,28	-	✓	
					M4.5	130499	.315	8,00	.900	22,86	-	.129	3,28	-	-	
		.042	1,07	10		35495	.375	9,53	.772	19,61	-	.129	3,28	✓	✓	



Short Spring Spade																
22-16	0,26-1,65	.033	0,84	4	M2.5	53175-1	.203	5,16	.576	14,63	-	.061	1,55	-	✓	1
				6	M3.5	53120-1	.250	6,35	.576	14,63	-	.061	1,55	✓	-	1
				8	M4	53831-1	.244	6,20	.637	16,18	-	.061	1,55	✓	✓	1
				10		53832-1	.294	7,47	.685	17,40	-	.061	1,55	✓	-	1
16-14	1,04-2,62	.033	0,84	6	M3.5	53123-1	.250	6,35	.576	14,63	-	.085	2,16	✓	✓	1
				8	M4	53124-1	.375	9,53	.637	16,18	-	.085	2,16	✓	-	1
				10		53125-1	.406	10,31	.685	17,40	-	.085	2,16	✓	✓	1
12-10	2,62-6,64	.042	1,07	6	M3.5	53126-1	.250	6,35	.636	16,15	-	.129	3,28	✓	✓	1
				8	M4	53127-1	.375	9,53	.729	18,52	-	.129	3,28	✓	✓	1
				10		53128-1	.406	10,31	.777	19,74	-	.129	3,28	✓	-	1



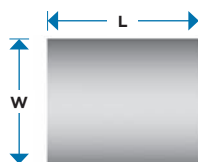
Flanged Spade Tongue																
22-16	0,26-1,65	.033	0,84	2	M2	324605	.182	4,62	.504	12,80	-	.061	1,55	-	✓	
				6	M3.5	323136	.250	6,35	.514	13,06	-	.061	1,55	✓	-	
				8	M4	52730	.296	7,52	.514	13,06	-	.061	1,55	✓	-	
16-14	1,04-2,62	.033	0,84	6	M3.5	320855	.294	7,47	.514	13,06	-	.085	2,16	✓	✓	
				8	M4	320856	.294	7,47	.514	13,06	-	.085	2,16	✓	✓	
				10		320857	.294	7,47	.514	13,06	-	.085	2,16	✓	✓	
12-10	2,62-6,64	.042	1,07	8	M4	323143	.416	10,57	.694	17,63	-	.129	3,28	-	-	
				10		323144	.416	10,57	.694	17,63	-	.129	3,28	✓	-	



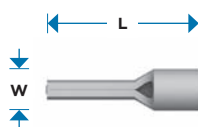
Butt Splices: Standard																
22-16	0,26-1,65	.033	0,84	n.a.	n.a.	31818	.136	3,45	.578	14,68	A	.065	1,65	-	✓	2
16-14	1,04-2,62	.033	0,84	n.a.	n.a.	31819	.160	4,06	.567	14,40	A	.089	2,26	✓	✓	2
12-10	2,62-6,64	.042	1,07	n.a.	n.a.	32151	.221	5,61	.565	14,35	A	.134	3,40	-	✓	2
8	6,64-10,5	.051	1,30	n.a.	n.a.	34321	.296	7,52	.827	21,01	A	.172	4,37	-	✓	2
6	10,5-16,8	.060	1,52	n.a.	n.a.	34322	.369	9,37	1.015	25,78	A	.232	5,89	-	✓	2
4	16,8-26,7	.073	1,85	n.a.	n.a.	34323	.463	11,76	1.140	28,96	A	.296	7,52	-	✓	2
2	26,7-42,4	.073	1,85	n.a.	n.a.	35189	.539	13,69	1.265	32,13	A	.370	9,40	-	-	2

Butt Splices: Sighthole																
Wire Size		Material Thickness		Studsiz/ Pin Length Wire Pin		Standard Part Number	Width (W)		Length (L)		Style	Wire Barrel Min. Inside Dia.		Also available in ⁶		Remarks
AWG	mm ²	inch	mm	U.S.	mm		inch	mm	inch	mm		inch	mm	Tape & Reel	Small Pack	
22-16	0,26-1,65	.033	0,84	n.a.	n.a.	330367	.141	3,58	.578	14,68	B	.061	1,55	-	✓	2
16-14	1,04-2,62	.033	0,84	n.a.	n.a.	330368	.165	4,19	.567	14,40	B	.085	2,16	-	✓	2
14-12	1,65-4,17	.033	0,84	n.a.	n.a.	321280	.178	4,52	.690	17,53	B	.098	2,49	✓	-	2
12-10	2,62-6,64	.042	1,07	n.a.	n.a.	330369	.226	5,74	.567	14,40	B	.129	3,28	-	✓	2
8	6,64-10,5	.051	1,30	n.a.	n.a.	36906	.296	7,52	.827	21,01	B	.172	4,37	-	✓	2
6	10,5-16,8	.060	1,52	n.a.	n.a.	36886	.369	9,37	1.015	25,78	B	.232	5,89	-	✓	2
4	16,8-26,7	.073	1,85	n.a.	n.a.	320238	.463	11,76	1.140	28,96	B	.296	7,52	-	-	2
2	26,7-42,4	.073	1,85	n.a.	n.a.	322246	.539	13,69	1.265	32,13	B	.370	9,40	-	-	2

Butt Splices: Strap																
26-22	0,10-0,41	.020	0,51	n.a.	n.a.	321198	.077	1,96	.385	9,78	C	.034	0,86	-	✓	2
24-20	0,16-0,65	.025	0,64	n.a.	n.a.	324001	.105	2,67	.490	12,45	C	.043	1,09	-	✓	2
22-16	0,26-1,65	.033	0,84	n.a.	n.a.	2-321801-3	.136	3,45	.591	15,01	C	.065	1,65	-	-	2
16-14	1,04-2,62	.033	0,84	n.a.	n.a.	322459	.160	4,06	.591	15,01	C	.089	2,26	-	-	2
12-10	2,62-6,64	.042	1,07	n.a.	n.a.	324893	.221	5,61	.765	19,43	C	.134	3,40	-	-	2



Parallel Splices																
22-16	0,26-1,65	.033	0,84	n.a.	n.a.	34130	.141	3,58	.301	7,65	-	.061	1,55	-	✓	3
16-14	1,04-2,62	.033	0,84	n.a.	n.a.	34137	.165	4,19	.301	7,65	-	.085	2,16	-	✓	3
12-10	2,62-6,64	.042	1,07	n.a.	n.a.	34138	.226	5,74	.343	8,71	-	.129	3,28	-	✓	3
8	6,64-10,5	.051	1,30	n.a.	n.a.	34318	.296	7,52	.375	9,53	-	.172	4,37	-	✓	3
6	10,5-16,8	.060	1,52	n.a.	n.a.	34319	.369	9,37	.437	11,10	-	.232	5,89	-	✓	3
4	16,8-26,7	.073	1,85	n.a.	n.a.	34320	.463	11,76	.531	13,49	-	.296	7,52	-	✓	3
2	26,7-42,4	.073	1,85	n.a.	n.a.	35187	.539	13,69	.640	16,26	-	.370	9,40	-	✓	3
1/0	42,4-60,6	.073	1,85	n.a.	n.a.	36946	.613	15,57	.734	18,64	-	.444	11,28	-	-	3
2/0	60,6-76,3	.083	2,11	n.a.	n.a.	36948	.703	17,86	.734	18,64	-	.504	12,80	-	-	3
3/0	76,3-96,3	.094	2,39	n.a.	n.a.	36909	.775	19,69	.749	19,02	-	.565	14,35	-	-	3
4/0	96,3-117	.105	2,67	n.a.	n.a.	36951	.869	22,07	.765	19,43	-	.635	16,13	-	-	3



Wire Pin																
22-16	0,26-1,65	.031	0,77	.224	5,70	165140	.071	1,80	.567	14,40	-	.059	1,50	-	-	
16-14	1,04-2,62	.031	0,77	.265	6,73	165045	.070	1,78	.575	14,60	-	.085	2,16	-	✓	
12-10	2,62-6,64	.039	0,99	.393	9,98	165048	.102	2,60	.815	20,70	-	.184	4,67	-	✓	
8	6,64-10,5	.039	0,99	.410	10,4	180599	.102	2,60	.870	22,10	-	.185	4,70	-	✓	
6	10,6-16,7	.057	1,45	.708	18,00	736013	.169	4,30	1.236	31,40	-	n.a.	n.a.	-	✓	
4	16,7-26,6	.070	1,78	.787	20,00	736014	.197	5,00	1.400	35,50	-	n.a.	n.a.	-	-	

Remarks

1. Terminal Body: Phosphor Bronze per ASTM B103
 2. When terminating 2 or more wires in either end of a butt splice, the combined cross sectional area must be within the listed circular mile area range (CMA)
 3. When terminating 2 or more wires in a parallel splice, the combined cross sectional area must be within the listed circular mile area range (CMA)
 4. Budget Terminals don't have a brazed seam in the wire barrel and are ideal for applications where extreme vibrations and tension on the wire are not present
 5. MIL specified
 6. ✓ Standard Part Number also available in Tape & Reel and/or Small Pack
 - Standard Part Number is not available in Tape & Reel and/or Small Pack
For all applicable part numbers see specification 404-32020 at te.com
- For all remarks and additional information see Customer Drawing on www.te.com**

FREQUENTLY ASKED QUESTIONS

Can wires be combined in SOLISTRAND products?

Yes they can as long total CMA (Circular Mil Area) fall within specification

Are TE terminals MIL specified?

Yes, most of them meet or exceed SAE AS7928, Type I, class 1 & 2

What to choose if you need higher temperature?

Use TE STRATO-THERM Terminals & Splices (catalog 82011)

What are the best options when you require better strain relief and/or insulated Terminals & Splices?

The best options are using TE PIDG Terminals & Splices (high vibration and reliability) or TE PLASTI-GRIP Terminals & Splices (low vibration)
See also Quick Reference Guides 1773464-1 and 6-1773465-8

TOOLING

Commercial tooling

For AWG 22-16, 16-14 and 12-10

58545-1 (fits in handtool 354940-1)
169409 (fits in handtool 169400)
58508-1 (for budget terminals only, remark 4)
539662-2 (fits in handtool 539635-1; also for AWG 14-12)
601075
600850

For AWG 8-1/0
For AWG 8-4/0

Premium tooling

For AWG 26-22 and AWG 24-20

69363; no commercial tooling available
49935 or 525693

For AWG 22-16, 16-14 and 12-10*
For AWG 14-12
For AWG 8-2
For AWG 8 to 4/0

- Nest: 59975-1
1490413-x (see E-commerce for applicable dashnumber)
- Indentor: 1490414-x (see E-commerce for applicable dashnumber)
- Handtool: 1490748-1

*Flag Ring Tongue AWG 12-10

49965 (for Flag Ring Tongues AWG 8 and larger contact TE)

<http://tooling.te.com/europe/handtools.asp>
<http://www.te.com>

FOR MORE INFORMATION

TE Technical Support Center

Internet:	te.com/help	Holland:	+31 73-6246999	Poland:	+48 22-4576750
Australia:	+86 400-820-6015	Hungary:	+36 1-2892040	Portugal:	+34 91-6630420
Austria:	+43 1-9056-0	India:	+86 400-820-6015	Russia:	+74 95-790-790-2200
Belgium:	+31 73-6246999	Ireland:	+1 800-882-391	Slovakia:	+42 02-720-11102
Brazil:	+55 11-2103-6000	Italy:	+39 011-4012111	Slovenia:	+38 615-602-132
China:	+86 400-820-6015	Japan:	+044-844-8052	South Africa:	+97 150-457-0806
Czech Republic:	+42 02-7201-1103	Korea:	+02-3415-4607	Spain:	+34 932-910-330
Denmark:	+46 8-5072-5000	Latvia:	+37 2-6778-673	Sweden:	+46 8-5072-5000
Estonia:	+37 2677-8673	Lithuania:	+37 037426900	Switzerland:	+41 71-447-0447
Finland:	+46 8-5072-5000	Luxembourg:	+31 73-6246999	Taiwan:	+86 400-820-6015
France:	+33 1-34-20-8686	Netherlands:	+31 73-6246999	Turkey:	+90 212-282-6053
Germany:	+49 6151-607-1999	New Zealand:	+86 400-820-6015	United Kingdom:	+44 0800-267666
Greece:	+97 1-4-347-0226	Norway:	+46 8-5072-5000	USA:	800-522-6752

Part numbers in this brochure are RoHS Compliant*, unless marked otherwise.

*as defined www.te.com/leadfree

te.com

© 2012 Tyco Electronics Corporation, a TE Connectivity Ltd. Company. All Rights Reserved.
1773464-2 CIS WR 08/2013

TE Connectivity and TE connectivity (logo) are trademarks. Other logos, product and/or company names might be trademarks of their respective owners.

While TE has made every reasonable effort to ensure the accuracy of the information in this document, TE does not guarantee that it is error-free, nor does TE make any other representation, warranty or guarantee that the information is accurate, correct, reliable or current. TE reserves the right to make any adjustments to the information contained herein at any time without notice. TE expressly disclaims all implied warranties regarding the information contained herein, including, but not limited to, any implied warranties of merchantability or fitness for a particular purpose. The dimensions in this document are for reference purposes only and are subject to change without notice. Specifications are subject to change without notice. Consult TE for the latest dimensions and design specifications.