

Subminiature Fuses


SS-5F Series, Fast-Acting



Description

- Fast-acting subminiature fuse
- Plastic cap and base, flammability UL 94V0
- Lead wire with tin-plated copper, diameter 0.6mm
- Protects against harmful overcurrents in primary and secondary applications
- Small radial-leaded design minimizes board space and eliminates need for additional mounting components
- Designed to UL 248-14

Rated Current	Electrical Characteristics		
	1 x I _n min	1.5 x I _n max	2 x I _n max
800mA-10A	4hr	10 min	2 min091



Agency Information

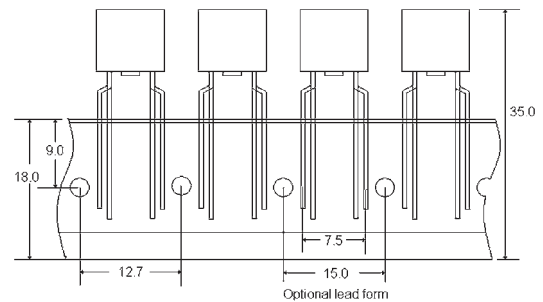
- cUL_{US}: File E19180, Guide JDYX/JDYX7
- PSE: JET1641-31007-1001, JET1641-31007-1002

Specifications

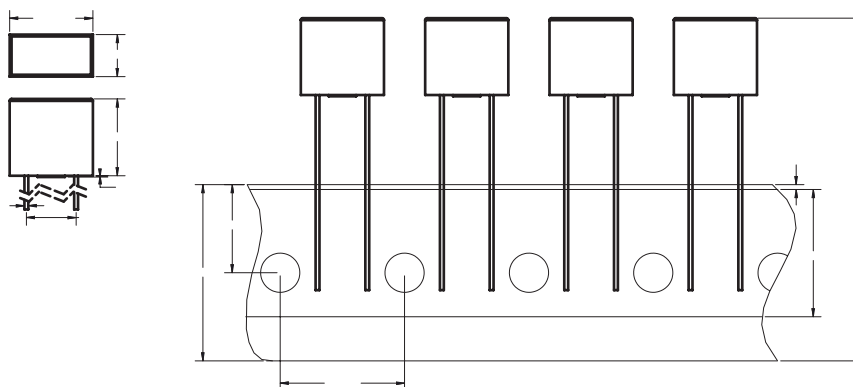
- Solderability: EIA-186-9E Method 9
- High frequency vibration: MIL-STD-202F, Method 201A
- Operating temperature: -40°C to +125°C
- Soldering heat resistance: 260°C, 10 Sec. max. (IEC 60068-2-20)

Ordering

- Specify product and packaging code (i.e., SS-5F-1A-AP)



Dimensions - mm / [inches]



Specifications

Catalog Number	Voltage Rating (Vac)	Interrupting Rating (amps) @ Rated Voltage (50Hz)**	Typical DC Cold Resistance (mΩ)***	Typical Melting I ² t†	Typical Voltage Drop@1I _n (mV)‡	Agency Approvals	
						cULus	PSE
SS-5F-800mA	250	50	225	1.2437	300	X	
SS-5F-1A	250	50	165.5	2.2166	279	X	X
SS-5F-1.25A	250	50	116.5	3.8236	243.5	X	X
SS-5F-1.6A	250	50	76	6.4223	210	X	X
SS-5F-2A	250	50	55.5	9.3532	193.5	X	X
SS-5F-2.5A	250	50	46	14.0038	201	X	X
SS-5F-3.15A	250	50	31.5	22.5299	168	X	X
SS-5F-4A	250	50	22.25	33.6329	153.5	X	X
*SS-5F-5A	250	50	16	53.6831	154.125	X	X
*SS-5F-6.3A	125	50	14.5	74.2705	156.5	X	X
*SS-5F-7A	125	50	11.4	107.0518	133	X	X
*SS-5F-8A	125	50	9.9	107.05176	132.5	X	X
*SS-5F-10A	125	50	6.5	145.9163	108.5	X	X

*Conducting path min. 0.2mm²

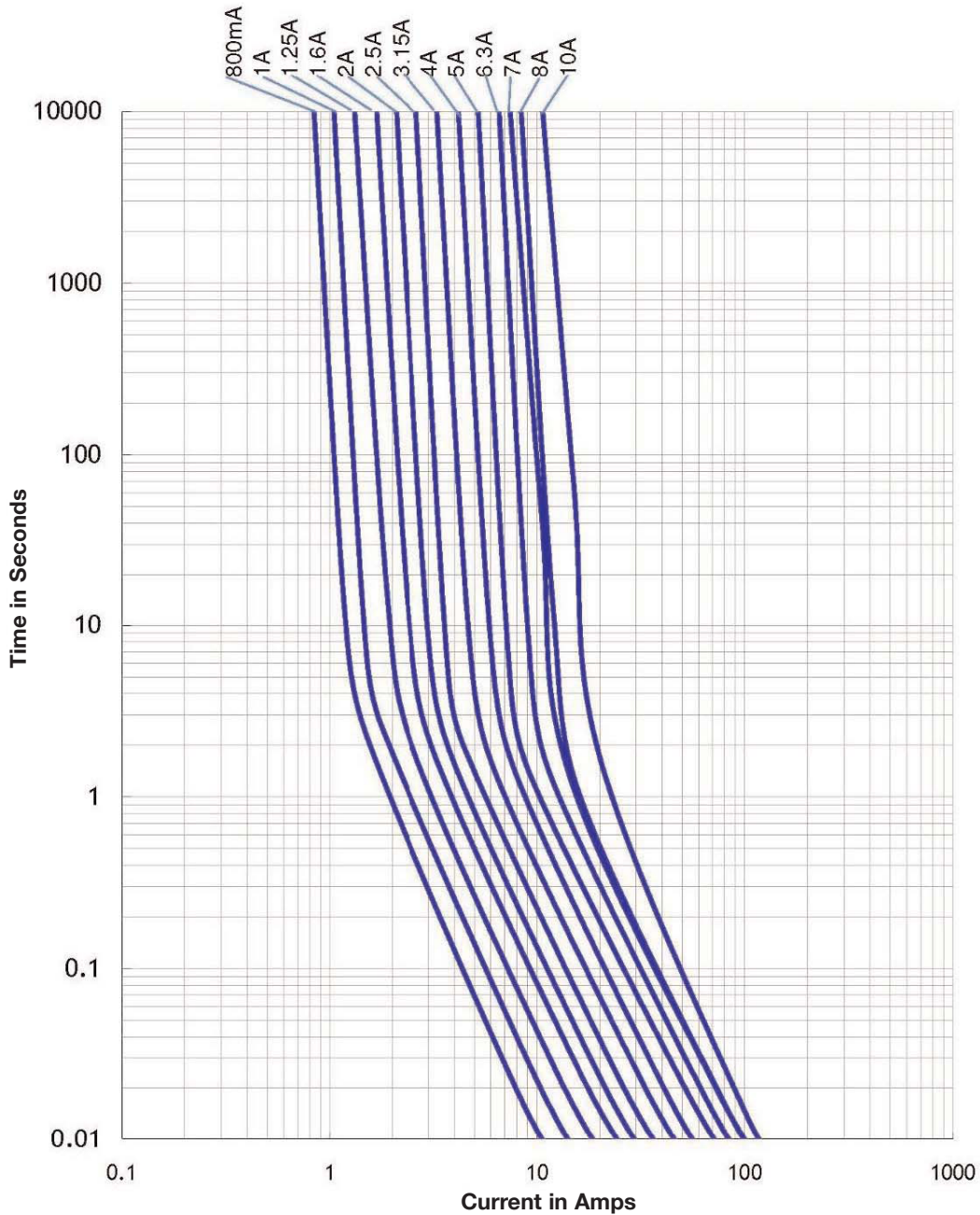
**Interrupting ratings: 800mA to 10A were measured at 50A, 95%-100% of PF on AC.

***Typical cold resistance measured at <10% of rated current.

†‡ value is measured at 10I_n DC.

‡ Typical voltage drop was measured at 20°C ambient temperature at rated current.

Time-Current Curve



Packaging Code	
Packaging Suffix	Description
-BK	200 fuses in polybag, Lead L = 4.3 ± 0.3
-BK2	200 fuses in polybag, Lead L = 21 ± 3.0
-AP	1000 fuses Ammo Pack, Pitch = 12.7

The only controlled copy of this Data Sheet is the electronic read-only version located on the Cooper Bussmann Network Drive. All other copies of this document are by definition uncontrolled. This bulletin is intended to clearly present comprehensive product data and provide technical information that will help the end user with design applications. Cooper Bussmann reserves the right, without notice, to change design or construction of any products and to discontinue or limit distribution of any products. Cooper Bussmann also reserves the right to change or update, without notice, any technical information contained in this bulletin. Once a product has been selected, it should be tested by the user in all possible applications.

Life Support Policy: Cooper Bussmann does not authorize the use of any of its products for use in life support devices or systems without the express written approval of an officer of the Company. Life support systems are devices which support or sustain life, and whose failure to perform, when properly used in accordance with instructions for use provided in the labeling, can be reasonably expected to result in significant injury to the user.