

Flush-type connector - SACC-CI-M12FS-12P SMD T - 1411916

Please be informed that the data shown in this PDF Document is generated from our Online Catalog. Please find the complete data in the user's documentation. Our General Terms of Use for Downloads are valid (<http://phoenixcontact.com/download>)



Flush-type connector, 12-position, SocketLink:straightLink:M12, A - standard, PCB mounting, SMD



Key Commercial Data

Packing unit	1
GTIN	 4 046356 989183
Custom tariff number	85366990

Technical data

Ambient conditions

Ambient temperature (operation)	-55 °C ... 105 °C (Plug / socket)
	-55 °C ... 105 °C (without mechanical actuation)
Degree of protection	IP67 (correctly plugged in and locked)

General

Note	The electrical and mechanical data specified assume that the connector pair is correctly locked and mounted. If the connector is unlocked and if there is a danger of contamination, the connector must be sealed using a protective cap > IP54. Influences arising from litz wires, cables or PCB assembly must also be taken into consideration.
Rated current at 40°C	1.5 A
Rated voltage	30 V
Rated surge voltage	0.8 kV
Number of positions	12
Contact resistance	≤ 3 mΩ
Insulation resistance	≥ 100 MΩ
Coding	A - standard
Standards/regulations	M12 connector IEC 61076-2-101 In line with
Surge voltage category	III
Pollution degree	3
Connection method	SMD

Flush-type connector - SACC-CI-M12FS-12P SMD T - 1411916

Technical data

General

Insertion/withdrawal cycles	> 100
Mounting type	PCB mounting
Type of packaging	Tray

Material

Inflammability class according to UL 94	V0
Contact material	CuZn
Contact surface material	Au
Contact carrier material	PA

Classifications

eCl@ss

eCl@ss 5.1	27143423
eCl@ss 6.0	27143423

ETIM

ETIM 5.0	EC002061
----------	----------

Accessories

Accessories

Panel mounting base

Housing screw connection - SACC-BP-F-M12/M15-6-SMD - 1414021



Housing screw connection, SocketLink:M12, Rear mounting, M15 x 1

Housing screw connection - SACC-BP-F-M12/M15-6-SMD SCO - 1414023



Housing screw connection, SocketLink:M12-SPEEDCON, Rear mounting, M15 x 1

Flush-type connector - SACC-CI-M12FS-12P SMD T - 1411916

Accessories

Housing screw connection - SACC-FP-F-M12/M14 SMD - 1412079



Housing screw connection, SocketLink:M12, Front mounting, M14 x 1

Housing screw connection - SACC-FP-F-M12/PRESS SMD - 1412081



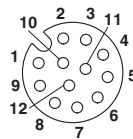
Housing screw connection, socket, for the two-part M12 SMD connector, for press-in mounting.

Drawings

Dimensional drawing

Schematic diagram

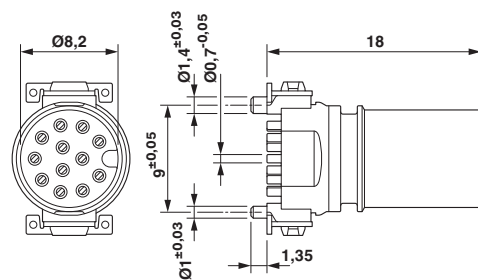
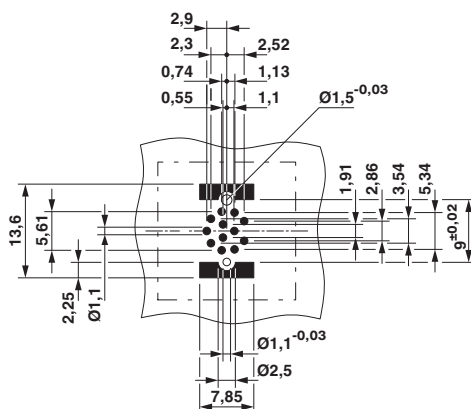
SMD tray packaging



Pin assignment M12 socket, 12-pos., A-coded, view female side

Drilling diagram

Dimensional drawing

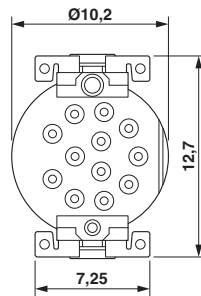


M12 socket, straight

Soldering pad geometry

Flush-type connector - SACC-CI-M12FS-12P SMD T - 1411916

Dimensional drawing



View of solder side

Phoenix Contact 2015 © - all rights reserved
<http://www.phoenixcontact.com>