

# Flush-type connector - SACC-CI-M12MS-12P SMD T - 1411929

Please be informed that the data shown in this PDF Document is generated from our Online Catalog. Please find the complete data in the user's documentation. Our General Terms of Use for Downloads are valid (<http://phoenixcontact.com/download>)



Flush-type connector, 12-position, PlugLink:straightLink:M12, A - standard, PCB mounting, SMD



## Key Commercial Data

Packing unit	1
GTIN	4 046356 990073
Custom tariff number	85366990

## Technical data

### Ambient conditions

Ambient temperature (operation)	-55 °C ... 105 °C (Plug / socket)
	-55 °C ... 105 °C (without mechanical actuation)
Degree of protection	IP67 (correctly plugged in and locked)

### General

Note	The electrical and mechanical data specified assume that the connector pair is correctly locked and mounted. If the connector is unlocked and if there is a danger of contamination, the connector must be sealed using a protective cap > IP54. Influences arising from litz wires, cables or PCB assembly must also be taken into consideration.
Rated current at 40°C	1.5 A
Rated voltage	30 V
Rated surge voltage	0.8 kV
Number of positions	12
Contact resistance	≤ 3 mΩ
Insulation resistance	≥ 100 MΩ
Coding	A - standard
Standards/regulations	M12 connector IEC 61076-2-101 In line with
Surge voltage category	III
Pollution degree	3
Connection method	SMD

# Flush-type connector - SACC-CI-M12MS-12P SMD T - 1411929

## Technical data

### General

Insertion/withdrawal cycles	> 100
Mounting type	PCB mounting
Type of packaging	Tray

### Material

Inflammability class according to UL 94	V0
Contact material	CuZn
Contact surface material	Au
Contact carrier material	PA

## Classifications

### eCl@ss

eCl@ss 5.1	27143423
eCl@ss 6.0	27143423

### ETIM

ETIM 5.0	EC002061
----------	----------

## Accessories

### Accessories

#### Panel mounting base

Housing screw connection - SACC-BP-M-M12/M15-6-SMD - 1414000



Housing screw connection, PlugLink:M12, Rear mounting, M15 x 1

Housing screw connection - SACC-BP-M-M12/M15-6-SMD SCO - 1414002



Housing screw connection, PlugLink:M12-SPEEDCON, Rear mounting, M15 x 1

# Flush-type connector - SACC-CI-M12MS-12P SMD T - 1411929

## Accessories

Housing screw connection - SACC-FP-M-M12/M14 SMD - 1412078



Housing screw connection, PlugLink:M12, Front mounting, M14 x 1

Housing screw connection - SACC-FP-M-M12/PRESS SMD - 1412080



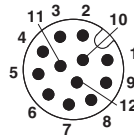
Housing screw connection, pin, for the two-part M12 SMD connector, for press-in mounting.

## Drawings

Dimensional drawing

Schematic diagram

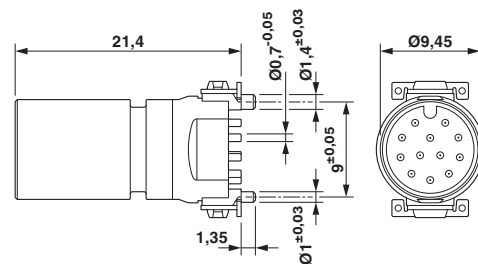
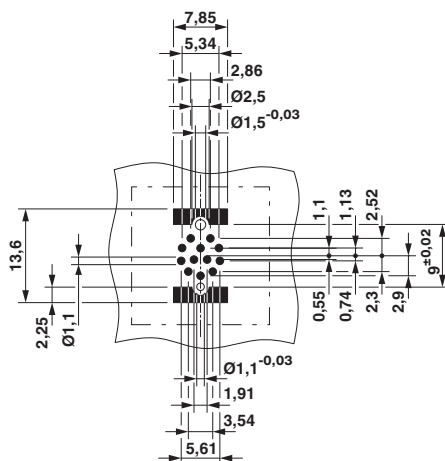
SMD tray packaging



Pin assignment of M12 male connector, 12-pos., A-coded, view of pin side

Drilling diagram

Dimensional drawing

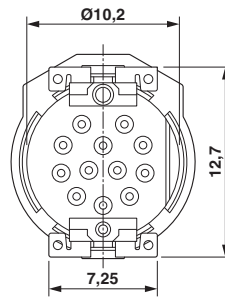


M12 plug, straight

Soldering pad geometry

## Flush-type connector - SACC-CI-M12MS-12P SMD T - 1411929

Dimensional drawing



View of solder side

---

Phoenix Contact 2015 © - all rights reserved  
<http://www.phoenixcontact.com>