

**OMNIMATE Signal - series BL/SL 5.08  
SL-SMT 5.08HC/11/90 3.2SN BK BX**

**Weidmüller Interface GmbH & Co. KG**  
Klingenbergstraße 16  
D-32758 Detmold  
Germany  
Fon: +49 5231 14-0  
Fax: +49 5231 14-292083  
www.weidmueller.com



High-temperature-resistant, 90° angled, open male header. Packed in box or tape. On tape, with 1.5 mm solder pin, optimised for automatic assembly. 3.2 mm solder pin suitable for reflow and wave soldering. The pin headers provide space for labelling and can be coded. HC = High Current.

**General ordering data**

Type	SL-SMT 5.08HC/11/90 3.2SN BK BX
Order No.	<a href="#">1780040000</a>
Version	PCB plug-in connector, male header, open side, Reflow solder connection, 5.08 mm, No. of poles: 11, 90°, Solder pin length (l): 3.2 mm, tinned, Black, Box
GTIN (EAN)	4032248165360
Qty.	50 pc(s).
Product data	IEC: 400 V / 27.5 A UL: 300 V / 18.5 A
Packaging	Box

**OMNIMATE Signal - series BL/SL 5.08  
SL-SMT 5.08HC/11/90 3.2SN BK BX**

**Weidmüller Interface GmbH & Co. KG**  
 Klingenbergstraße 16  
 D-32758 Detmold  
 Germany  
 Fon: +49 5231 14-0  
 Fax: +49 5231 14-292083  
 www.weidmueller.com

**Technical data**
**Dimensions and weights**

Net weight 4.8 g

**System parameters**

Product family		Mounting onto the PCB	
OMNIMATE Signal - series BL/SL 5.08		Reflow solder connection	
Outgoing elbow	90°	Pitch in mm (P)	5.08 mm
Pitch in inches (P)	0.2 inch	No. of poles	11
Solder pin length (l)	3.2 mm	Solder pin length tolerance	0 / -0.3 mm
Solder pin dimensions	d = 1.2 mm, Octagonal	Can be coded	Yes
Number of solder pins per pole	1	Solder eyelet hole diameter (D)	1.5 mm
Solder eyelet hole diameter tolerance (D)	+ 0,1 mm	L1 in mm	50.8 mm
L1 in inches	2 inch	Insulation resistance	≥ 10 <sup>8</sup> Ω


**Material data**

Insulating material	LCP GF	Colour	Black
Insulating material group	IIIa	UL 94 flammability rating	V-0
CTI	≥ 175	Contact material	CuSn
Coating	1-3 µm Ni, 5-7 µm SN	Contact surface	tinned
Operating temperature, min.	-50 °C	Operating temperature, max.	100 °C
Temperature range, installation, min.	-30 °C	Temperature range, installation, max.	100 °C
Max. relative humidity during storage	80 %		


**Rating data acc. to IEC 60664-1 / IEC 61984**

Rated current, min. no. of poles (Tu=20°C)	27.5 A	Rated current, max. no. of poles (Tu=20°C)	19 A
Rated current, number of poles (Tu=40°C), min	24 A	Rated current, number of poles (Tu=40°C), max.	16.5 A
Rated voltage for surge voltage class / pollution degree III/3	250 V	Rated impulse voltage for surge voltage class/ contamination degree III/3	4 kV
Rated voltage for surge voltage class / pollution degree III/2	320 V	Rated impulse voltage for surge voltage class/ pollution degree III/2	4 kV
Rated voltage for surge voltage class / pollution degree II/2	400 V	Rated impulse voltage for surge voltage class/ pollution degree II/2	4 kV

**CSA rating data**

Institute (CSA)		Certificate No. (CSA)	200039-1176845
Rated voltage (Use group B)	300 V	Rated current (use group B)	18.5 A
Rated voltage (use group D)	300 V	Rated current (use group D)	18.5 A

**UL 1059 rating data**

Institute (UR)		Certificate No. (UR)	E60693
Rated voltage (use group B)	300 V	Rated current (use group B)	18.5 A
Rated voltage (use group D)	300 V	Rated current (use group D)	10 A

**Data sheet**

**OMNIMATE Signal - series BL/SL 5.08  
SL-SMT 5.08HC/11/90 3.2SN BK BX**

**Weidmüller Interface GmbH & Co. KG**  
Klingenbergstraße 16  
D-32758 Detmold  
Germany  
Fon: +49 5231 14-0  
Fax: +49 5231 14-292083  
www.weidmueller.com

**Technical data**

**Classifications**

ETIM 3.0	EC001284	ETIM 4.0	EC002637
ETIM 5.0	EC002637	ETIM 6.0	EC002637
UNSPSC	30-21-18-10	eClass 5.1	27-26-07-04
eClass 6.2	27-26-07-04	eClass 7.1	27-44-04-02

**Notes**

Notes	<ul style="list-style-type: none"> <li>• Additional colours on request</li> <li>• Gold-plated contact surfaces on request</li> <li>• Rated current related to rated cross-section &amp; min. No. of poles.</li> <li>• Diameter of solder eyelet D = 1.4+0.1mm</li> <li>• Solder eyelet diameter D = 1.5 + 0.1 mm, from 9 poles</li> <li>• P on drawing = pitch</li> <li>• Rated data refer only to the component itself. Clearance and creepage distances to other components are to be designed in accordance with the relevant application standards.</li> </ul>
IPC conformity	The products are developed, manufactured and delivered according to the internationally recognised IPC-A-610 standard, category "permissible". More extensive demands on the products can be evaluated on request.

**Approvals**

Approvals



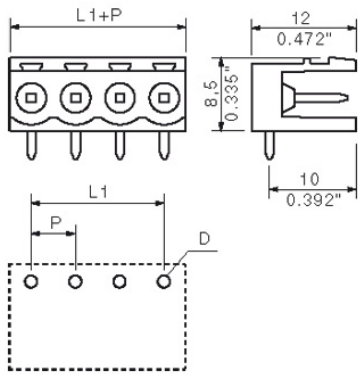
ROHS	Conform
------	---------

**Data sheet**

**OMNIMATE Signal - series BL/SL 5.08  
SL-SMT 5.08HC/11/90 3.2SN BK BX**

**Weidmüller Interface GmbH & Co. KG**  
 Klingenbergstraße 16  
 D-32758 Detmold  
 Germany  
 Fon: +49 5231 14-0  
 Fax: +49 5231 14-292083  
 www.weidmueller.com

**Drawings**



BLT 5.08HC/./180 - SL-SMT 5.08HC/./90

