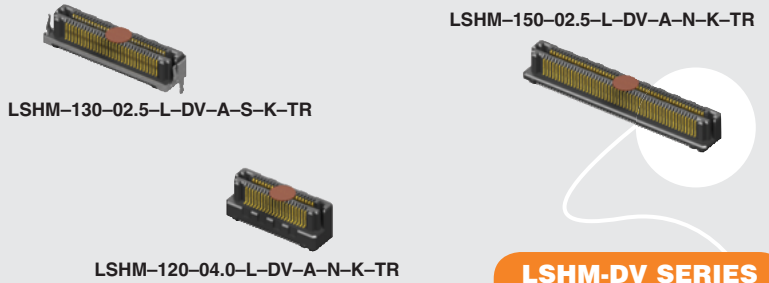




(0,50 mm) .0197"



LSJM-DV SERIES

HIGH SPEED HERMAPHRODITIC STRIP

SPECIFICATIONS

For complete specifications and recommended PCB layouts see www.samtec.com?LSJM-DV

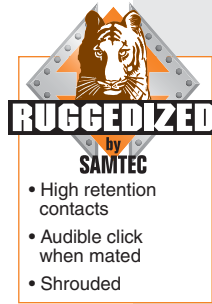
Insulator Material:
Black Liquid Crystal Polymer
Contact Material:
Phosphor Bronze
Plating:
Au or Sn over 50µ" (1,27 µm) Ni
Current Rating:
2.0 A per pin
(2 adjacent pins powered)
Operating Temp Range:
-55°C to +125°C
RoHS Compliant:
Yes

Processing:

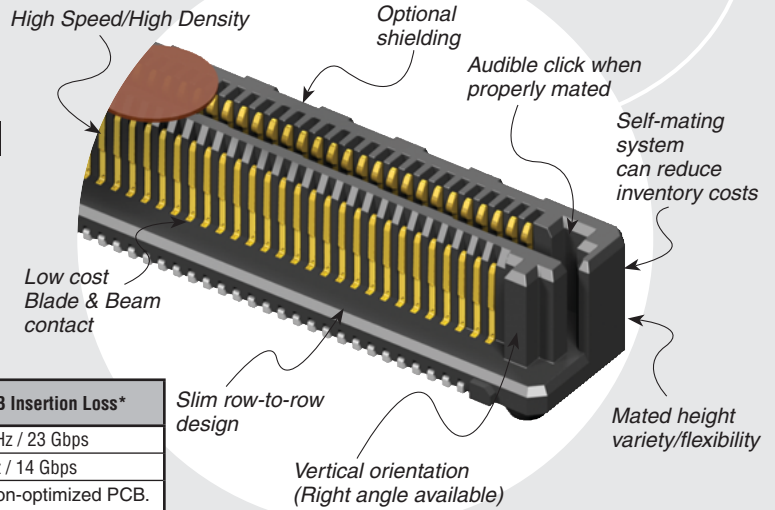
Lead-Free Solderable:
Yes
SMT Lead Coplanarity:
(0,10 mm) .004" max
Board Stacking:
For applications requiring more than two connectors per board, contact ipg@samtec.com

Board Mates:
LSJM

Cable Mates:
HLCD



- High retention contacts
- Audible click when mated
- Shrouded



LSJM-DV/LSJM-DV 5 mm Stack Height	Rated @ 3dB Insertion Loss*
Single-Ended Signaling	11.5 GHz / 23 Gbps
Differential Pair Signaling	7 GHz / 14 Gbps

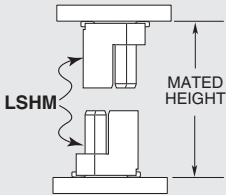
*Performance data includes effects of a non-optimized PCB. Performance data for other stack heights and complete test data available at www.samtec.com?LSJM-DV or contact sig@samtec.com

RECOGNITIONS

For complete scope of recognitions see www.samtec.com/quality



APPLICATION



LEAD STYLE	MATED HEIGHT*
-02.5 & -02.5	(5,00) .196
-02.5 & -03.0	(5,50) .217
-03.0 & -03.0	(6,00) .236
-02.5 & -04.0	(6,50) .256
-03.0 & -04.0	(7,00) .276
-04.0 & -04.0	(8,00) .315
-02.5 & -06.0	(8,50) .335
-03.0 & -06.0	(9,00) .354
-04.0 & -06.0	(10,00) .394
-06.0 & -06.0	(12,00) .472

*Processing conditions will affect mated height.

LSJM - 1 NO. PINS PER ROW - LEAD STYLE - PLATING OPTION - TAIL OPTION - A - SHIELD OPTION - K - TR

20, 30, 40, 50

Specify LEAD STYLE from chart

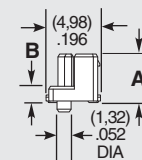
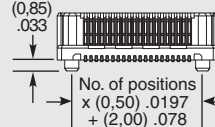
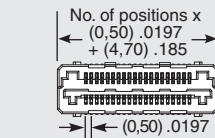
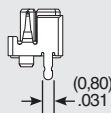
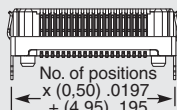
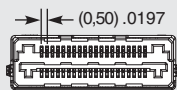
-F = Gold flash on contact, Matte Tin on tail
-L = 10µ" (0,25 µm) Gold on contact, Matte Tin on tail

-DV = Vertical

-S = With Shield
-N = Without Shield

-K = (3,50 mm) .138" DIA Polyimide film Pick & Place Pad
-TR = Tape & Reel

LEAD STYLE (STANDARD)	LEAD STYLE (LUBRICATED)	A	B
-02.5	-L2.5	(3,95) .156	(1,00) .039
-03.0	-L3.0	(4,45) .175	(1,50) .059
-04.0	-L4.0	(5,45) .215	(2,50) .098
-06.0	-L6.0	(7,45) .293	(4,50) .177



-DV-S

-DV-N

Note: Some lengths, styles and options are non-standard, non-returnable.