REV	E.C.N NO.	CONTENT	CHK	DATE
V0.0		ORIGINAL		12.11.17
V1.0				

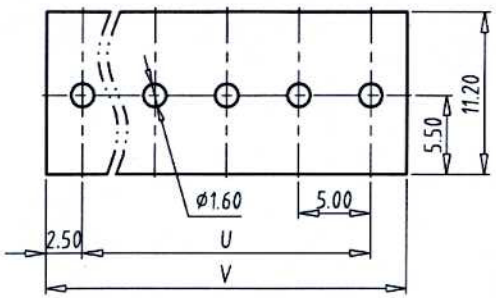

PCB LAYOUT
S=2:1

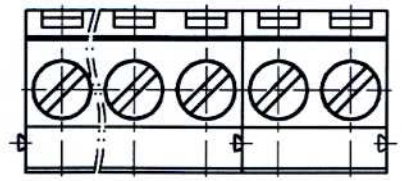

NOTES:

1. Rating:300V 20A(UL/VDE);
2. Insulation Withstands Voltage:AC2000V/MIN;
3. Insulation Resistance:500MΩ or more at DC500V;
4. Using Temperature Range:-40°C--+105°C;
5. Screw Torque Vlaue:0.4N.m;
6. ⚠ Suitable Electric Wire:12-24AWG(UL),0.34-2.5mm²(VDE);
7. RoHS Compliance;
8. ⚠ Stripping Length:7-8mm;
9. ⚠ "★" is critical dimension to be controlled.

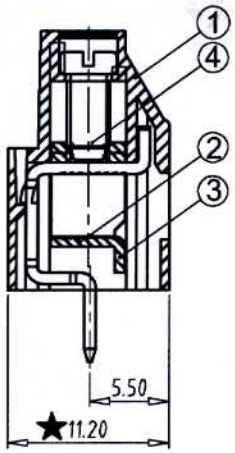

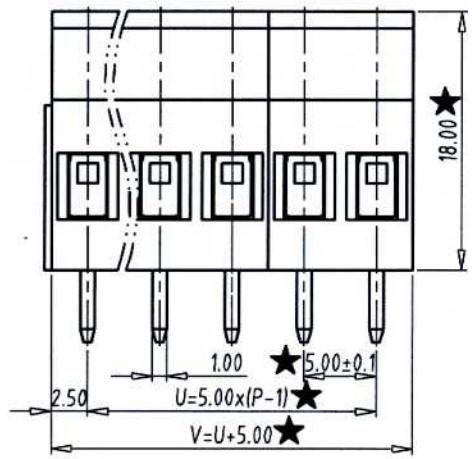

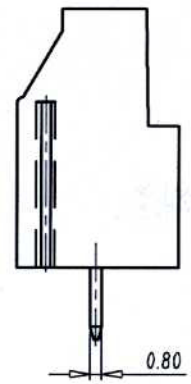

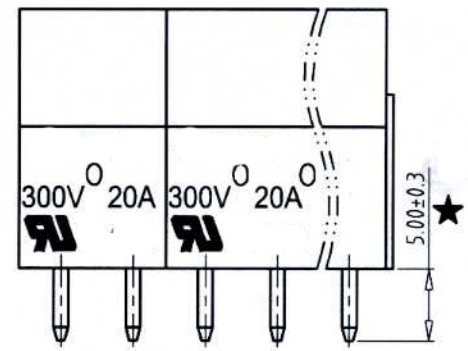

DIM \ P	2	3	4	5	6	7	8	9	10	11	12	13
V	10	15	20	25	30	35	40	45	50	55	60	65
U	5	10	15	20	25	30	35	40	45	50	55	60
DIM \ P	14	15	16	17	18	19	20	21	22	23	24	
V	70	75	80	85	90	95	100	105	110	115	120	
U	65	70	75	80	85	90	95	100	105	110	115	

Total Pitch Tolerances in mm									Nominal dimension range in mm									⊥		≒	—		//
over 0 to 30	over 30 to 53	over 53 to 70	over 70 to 90	over 90 to 115	over 115 to 150	over 150 to 200	over 200 to 250	over 250 to 320	over 0 to 30	over 30 to 53	over 53 to 70	over 70 to 90	over 90 to 115	over 115 to 150	over 150 to 200	over 200 to 250	over 250 to 320	over 0 to 10	over 10	all	over 0 to 100	over 100 to 150	over 150
±0.18	±0.20	±0.25	±0.3	±0.35	±0.44	±0.55	±0.70	±0.75	±0.20	±0.25	±0.30	±0.35	±0.44	±0.55	±0.70	±0.80	±0.90	0.2	0.3	0.3	0.2	0.3	0.5

ITEM	NAME OF PART	NO. OF PART	Q"TY	MATERIAL	NOTE
4	SCREW		P	STEEL	M3/Zn Plated
3	SOLDERPIN		P	COPPER	Tin Plated
2	BLOCK		P	STEEL	Zn Plated
1	HOUSING		/	PA66(V0)	GREEN

DWG.		DATE	UNITS	MM	SHEET/OF 1/1
CHK.		DATE 2012.4.28	SCALE	2 : 1	A4
APP.		DATE	NAME	20.700M-XX-P	
			DWGNO.		

IMO