

Signal-Quick™

Sensor Mounting Accessories

Versatile...

Protective...

Innovative...

**Factory Automation
Solutions...**



**ISO
9002**
CERTIFIED



Wiring Device-Kellems

Hubbell Sensor Mounting System



Modular Mounting Components

The ultimate in positioning flexibility. Hubbell Sensor Mounting System (HMS) components create a superior structure for virtually any sensor(s) to be mounted and aimed. Dramatically reduce design costs and fabricating time.

- Complete system building blocks.
- Brackets to accommodate all sensors.
- Extremely rigid mounting.
- Durable all metal construction.
- Assemble and adjust with a single allen wrench.



Typical Hubbell Sensor Mounting Systems are constructed using six basic components:



Bases

The HMS foundation.



Couplers- Joins two Half-Clamp Sets together. Add an additional axis to your HMS.



Half-Clamp Sets (HC)- Links all other components together and provides range of motion.



Rods- Creates the rail to mount and adjust Half-Clamp Sets & sensor(s).

Spacers- Provide different height arrangements.



Brackets- Attaches any sensor.

Catalog Number	Sensor Style	Description
HMSBC		Mounting Bracket, Counter Sunk Base
HMSBT		Mounting Bracket, Threaded Base
HMSHC		Mounting Bracket, Half Clamp
HMSC		Mounting System Coupler
HMSS38		Mounting System 38mm Spacer
HMSS76		Mounting System, 76 mm Spacer
HMSR150		Mounting System, 150mm Rod
HMSR750		Mounting System, 750mm Rod
CLAMPB		Mounting System, Bolt On Clamp
CLAMPB		Mounting System, Rod Mount Clamp
BKT12F	12mm	Mounting System, 12mm Flat Bracket
BKT18F	18mm	Mounting System, 18mm Flat Bracket
BKT30F	30mm	Mounting System, 30mm Flat Bracket
BKT12A	12mm	Mounting System, 12mm Angled Bracket
BKT18A	18mm	Mounting System, 18mm Angled Bracket
BKT30A	30mm	Mounting System, 30mm Angled Bracket
BKT12O	12mm	Mounting System, 12mm Offset Bracket
BKT18O	18mm	Mounting System, 18mm Offset Bracket
BKT30O	30mm	Mounting System, 30mm Offset Bracket
BKTLS	Limit	Mounting System, Limit Switch Bracket
BKTMLS	Mini	Mounting System, Mini Switch Angled Bracket
BKTMLSF	Mini	Mounting System, Mini Switch Flat Bracket

Cushioned Sensor Mounts




Spring-loaded sensor protection

Install tubular proximity sensors with a Cushioned Sensor Mount and protect against over-travel damage. Reduces replacement expenses and downtime.

- Spring-loaded housing eliminates impact damage.
- Ends downtime & replacement expenses.
- Reduces spare sensor inventories.
- Shielded & non-shielded end caps eliminate abrasion damage.
- Block style or threaded housing designs.
- Anodized aluminum or stainless steel.



When something out of the ordinary happens or targets over-travel, the sensor simply retracts to avoid damage. The sensor returns to its original position and the equipment continues to operate.



Catalog Number	Sensor Style	Description
CSM8	8mm	Cushioned Sensor Mount
CSM12LP	12mm	Cushioned Sensor Mount
CSM18	18mm	Cushioned Sensor Mount
CSM30	30mm	Cushioned Sensor Mount
BCSM8	8mm	Block Cushioned Sensor Mount
BCSM12	12mm	Block Cushioned Sensor Mount
BCSM18	18mm	Block Cushioned Sensor Mount
BCSM30	30mm	Block Cushioned Sensor Mount

Use with an End Cap to protect against lateral impact and abrasion damage.





Stop Screws

Attach any standard shielded proximity sensor to the Stop Screw and create a heavy-duty, solid state switch.




Spring loaded design triggers the sensor when the piston is displaced. The sensor is isolated from impact and separated from the target with a plastic bushing. Two heavy-duty jam nuts secure the Stop Screw to a flat or 90° bracket.

Catalog Number	Sensor Style	Description
SS0825	8mm	25mm Barrel
SS0850	8mm	50mm Barrel
SS1225	12mm	25mm Barrel
SS1250	12mm	50mm Barrel



- Isolates sensor from impact damage.
- Heat-treated alloy steel construction.
- Stop travel and sense with one device.
- Versatile outputs using any shielded sensor.
- Accurate and easy adjustments.



Solid State Limit Switches

Combine the conventional simplicity of limit switches and solid state proximity sensor technology.

- No contacts to wear out, no wiring.
- Directly replaces traditional limit switch.
- Wide selection of operating heads.

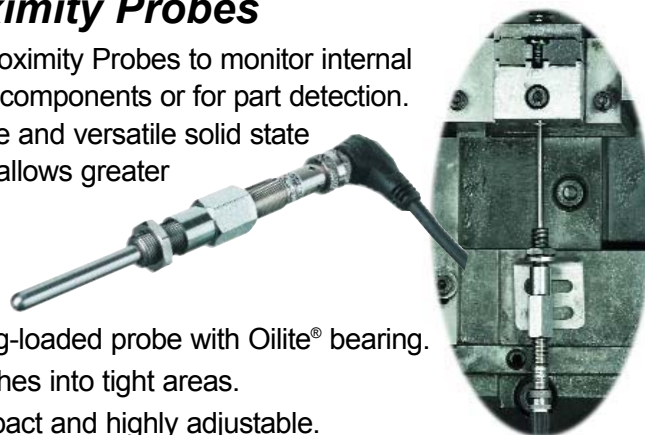


Catalog Number	Sensor Style	Description
SSLS1SRL	12mm	Side Rotary Lever
SSLS1TRL	12mm	Top Rotary Lever
SSLS1TRP	12mm	Top Rotary Plunger
SSLS1SARL	12mm	Side Rotary Adj. Lever
SSLS1TMP	12mm	Top Push metallic Plunger
SSLS1SRMR	12mm	Side Rotary, Metallic Rod
SSLS1SRPR	12mm	Side Rotary, Plastic Rod
SSLS1TCS	12mm	Top Wobble, Coil Spring
SSLS1TCSPT	12mm	Top Wobble, Coil Spr, Poly Tip


Proximity Probes

Use Proximity Probes to monitor internal tooling components or for part detection. Reliable and versatile solid state output allows greater control.

- Spring-loaded probe with Oilite® bearing.
- Reaches into tight areas.
- Compact and highly adjustable.
- Accepts standard shielded 8 or 12mm sensors.




Catalog Number	Sensor Style	Description
PRB0825	8mm	25mm Barrel
PRB0850	8mm	50mm Barrel
PRB1225	12mm	25mm Barrel
PRB1250	12mm	50mm Barrel






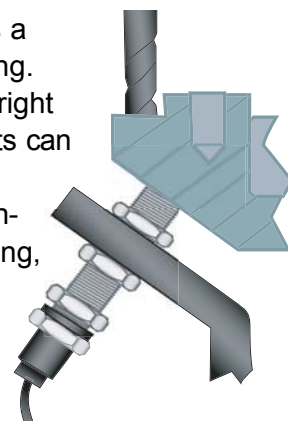
Sensor Quick Mounts

Install tubular proximity sensors with a mount that securely holds and releases a sensor with a quick twist of a single collet-style nut. Speeds installation and replacement procedures.



- Collet-style locknut secures sensor.
- Integral stop shoulder maintains target gap.
- Housing protects sensor from physical impact.
- Sensor change-out is fast. No adjustments required.
- Target/product can rest on sensor face.
- Create new applications for sensors.
- Short or long barrel lengths.


Sensor Quick Mounts can be used as a "smart rest pad" for tooling and fixturing. You can rest castings or work pieces right on your sensors. Sensor Quick Mounts can take the load and adjustments are easy with the threaded housing. Sensors confirm part positioning to initiate machining, welding or other control cycles.



Catalog Number	Sensor Style	Description
SM8	8mm	Sensor Quick Mount
SM12	12mm	Sensor Quick Mount
SM18	18mm	Sensor Quick Mount
SM30	30mm	Sensor Quick Mount

Sensor Protection

Use thread-on caps or epoxy-on faces to protect proximity sensors from dangerous elements on the plant floor.



- Reduces and or eliminates abrasion damage.
- Reduces downtime & sensor replacement expenses.

Ceramic Faces

Bonds to sensor face with any epoxy.

Catalog Number	Sensor Style	Description
CF08	8mm	Ceramic Face
CF12	12mm	Ceramic Face
CF18	18mm	Ceramic Face
CF30	30mm	Ceramic Face



Protective Caps

Available in ceramic, Delrin® and Teflon®.



End Caps

- Use alone or with Cushioned Sensor Mount.
- Beveled edge deflects lateral impacts.



Catalog Number	Sensor Style	Description
PC08T	8mm	Teflon
PC08NT	8mm	Non-shielded, Teflon
PC12T	12mm	Teflon
PC12D	12mm	Delrin
PC12ND	12mm	Non-shielded, Delrin
PC12C	12mm	Ceramic
PC18T	18mm	Teflon
PC18D	18mm	Delrin
PC18ND	18mm	Non-shielded, Delrin
PC18C	18mm	Ceramic
PC30D	30mm	Delrin
PC30ND	30mm	Non-shielded, Delrin
PC30T	30mm	Teflon
PC30C	30mm	Ceramic

Catalog Number	Sensor Style	Description
EC08	8mm	For Shielded Sensor
EC08N	8mm	For Non-Shielded Sensor
EC12	12mm	For Shielded Sensor
EC12N	12mm	For Non-Shielded Sensor
EC18	18mm	For Shielded Sensor
EC18N	18mm	For Non-Shielded Sensor
EC30	30mm	For Shielded Sensor
EC30N	30mm	For Non-Shielded Sensor

Cuts costs...

Sensor Mounting Brackets

Eliminate design time and fabrication expense. Choose the Hubbell Angle Bracket or Flat Bracket to mount any tubular proximity sensor.

- Fixed mounting patterns or multi-slotted for positioning versatility.
- Industry standard mounting footprints.
- Rapid installation.
- Immediately available from stock.
- Cost savings over "make your own".



Catalog Number	Sensor Style	Description
AAB08	8mm	Adjustable Angle Bracket, Stainless Steel
AAB12	12mm	Adjustable Angle Bracket, Stainless Steel
AAB18	18mm	Adjustable Angle Bracket, Stainless Steel
AAB22	22mm	Adjustable Angle Bracket, Stainless Steel
AAB30	30mm	Adjustable Angle Bracket, Stainless Steel
AAB47	47mm	Adjustable Angle Bracket, Zinc Plated Steel
AAB47SS	47mm	Adjustable Angle Bracket, Stainless Steel
AB12	12mm	Angle Bracket, Stainless Steel
AB18	18mm	Angle Bracket, Stainless Steel
AB22	22mm	Angle Bracket, Stainless Steel
AB30	30mm	Angle Bracket, Stainless Steel
AB47	47mm	Angle Bracket, Stainless Steel
FB12	12mm	Flat Bracket, Stainless Steel
FB18	18mm	Flat Bracket, Stainless Steel
FB22	22mm	Flat Bracket, Stainless Steel
FB30	30mm	Flat Bracket, Stainless Steel
FB47	47mm	Flat Bracket, Stainless Steel

Universal Aiming Brackets

Attach limit switch style (30mm threaded base) or threaded barrel photoelectric and ultrasonic sensors. Achieve secure mounting quickly and with ease.



- Swivel action for aiming simplicity.
- Durable glass-filled nylon construction.
- Regular or extended base models.
- Sizes for 12, 18 and 30mm threaded sensors.

Catalog Number	Sensor Style	Description
UB12	12mm	Bracket
UB12E	12mm	Bracket, Extended Base
UB18	18mm	Bracket
UB18E	18mm	Bracket, Extended Base
UB30	30mm	Bracket
UB30E	30mm	Bracket, Extended Base

Conversion Brackets

Allows 12mm and 18mm sensors to replace a wide variety of standard limit switches.



- Simple to secure with a set screw.
- Abuse resistant glass filled nylon material.

Catalog Number	Sensor Style	Description
CB12	12mm	Conversion Bracket
CB18	18mm	Conversion Bracket



Block Mounts

Select from metal or nylon.
Slotted design clamps down to secure sensor with one of the mounting fasteners and allows easy adjustment.



- Easy installation.
- Sizes for most tubular sensor diameters.
- Anodized aluminum or glass-filled nylon.



Catalog Number	Sensor Style	Description
BM08M	8mm	Metallic
BM12M	12mm	Metallic
BM18M	18mm	Metallic
BM30M	30mm	Metallic
BM08N	8mm	Nylon
BM12N	12mm	Nylon
BM16N	16mm	Nylon
BM18N	18mm	Nylon
BM20N	20mm	Nylon
BM22N	22mm	Nylon
BM30N	30mm	Nylon
BM36N	36mm	Nylon

Conduit Adapter

Seal your sensor and the cable in conduit for harsh environments. One end is threaded for 1/2" conduit and the other for standard 12, 18 or 30mm sensors.



- Round steel or Hex aluminum styles.
- Fully threaded to accommodate all sensors.



Catalog Number	Sensor Style	Description
CAR12	12mm	Round Conduit Adapter
CAH12	12mm	Hex Conduit Adapter
CAR18	18mm	Round Conduit Adapter
CAH18	18mm	Hex Conduit Adapter
CAR30	30mm	Round Conduit Adapter
CAH30	30mm	Hex Conduit Adapter

Well Mounts

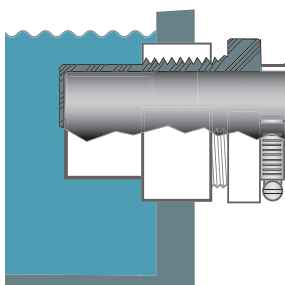


Adapt tubular proximity sensors to a wide variety of vessels for level detection applications. Keep systems sealed prior to sensor installation, as well as during sensor removal.

Reliability and performance is improved because the sensor is isolated from the system fluids/materials.

- Delrin®, UHMW and Teflon® models.
- Accommodates all sensor diameters.
- Types include flange mount, SAE & NPT threads.

Catalog Number	Sensor Style	Description
WMPTSB12D	12mm	PTSB, Delrin
WMSAESB18D	18mm	SAESB, Delrin
WMPTSB18D	30mm	PTSB, Delrin
WMBHSB30D	30mm	BHSB, Delrin
WMPTSB30T	30mm	PTSB, Teflon
WMCTTB30T	30mm	CTTB, Teflon
WMFMSB30H	30mm	BHSB, UHMW



Sight Glass Sensor Mounts



Quickly attach tubular proximity sensors to glass and plastic indicator tubes for level detection.

- Rapid "out of tank" adjustments.
- Simple sensor change-out/replacement.
- For 9.5mm (1/8") to 44mm (1 3/4") tubes.
- Stainless steel and Delrin® Construction.

Catalog Number	Sensor Style	Description
SGM12D	12mm	Sight Glass Mount
SGM18D	18mm	Sight Glass Mount
SGM30D	30mm	Sight Glass Mount



Delrin® and Teflon® are registered trademarks of E.I. DuPont.

For More information, please visit www.hubbellnet.com/signalquick



Cushioned Sensor Mounts

Threaded and block mount styles protect tubular proximity sensors against over-travel damage.



Hubbell Mounting System

Provides a complete building block system to mount and aim any sensor.



Sensor Converters

Stop Screws, Proximity Probes and Solid State Limit Switches add new functionality to standard 8mm and 12mm proximity sensors.



Brackets

Right Angle, Flat, Universal Aiming and Conversion brackets to meet the most sensor mounting requirements.



Protection

Protective Caps, End Caps and Ceramic Faces to guard against harsh environments, abuse and unexpected damage.



Special Application Mounts

Sensor Quick Mounts, Well Mounts, Block Mounts, Conduit Adapters and Sight Glass Mounts provide unique solutions for the most demanding applications.



Control Connectors

Mini-Quick®, Micro-Quick®, Nano-Quick® and Signal-Plex® products provide complete connectivity solutions. For more information on Hubbell Control Connectors visit our online catalog at www.hubbellcatalog.com.



For More information, please visit www.hubbellnet.com/signalquick

® Wiring Device-Kellems

Hubbell Incorporated (Delaware)
185 Plains Road
Milford, CT 06460-2420
(203) 882-4800 • FAX (800) 255-1031

Worldwide Locations

Hubbell Canada (905) 839-1138, Fax (905) 839-9108
Hubbell Ltd. England (441) 234-855444, Fax (441) 234-854008
Hubbell-Taian Co., Ltd., (886) 2 567-5995, Fax (886) 2 567-4853
Hubbell de Mexico, S.A. de C.V. (52) 5 575-2022, Fax (52) 5 559-8626
Caribe Sales Agencies, Puerto Rico (809) 720-7185, Fax (809) 789-2796

Printed In U.S.A. Specifications subject to change without notice. © Registered trademark of Hubbell Incorporated.

H5046