

### Main

|                               |                                                                                                                                                                                                    |
|-------------------------------|----------------------------------------------------------------------------------------------------------------------------------------------------------------------------------------------------|
| Commercial Status             | Commercialised                                                                                                                                                                                     |
| Range of product              | Harmony XB4                                                                                                                                                                                        |
| Product or component type     | Complete selector switch                                                                                                                                                                           |
| Device short name             | XB4                                                                                                                                                                                                |
| Bezel material                | Chromium plated metal                                                                                                                                                                              |
| Fixing collar material        | Zamak                                                                                                                                                                                              |
| Mounting diameter             | 22 mm                                                                                                                                                                                              |
| Sale per indivisible quantity | 1                                                                                                                                                                                                  |
| Shape of signaling unit head  | Round                                                                                                                                                                                              |
| Type of operator              | Stay put                                                                                                                                                                                           |
| Operator profile              | Black standard handle                                                                                                                                                                              |
| Operator position information | 3 positions +/- 45°                                                                                                                                                                                |
| Contacts type and composition | 2 NO                                                                                                                                                                                               |
| Contacts operation            | Slow-break                                                                                                                                                                                         |
| Connections - terminals       | Screw clamp terminals: >= 1 x 0.22 mm <sup>2</sup> without cable end conforming to EN/IEC 60947-1<br>Screw clamp terminals: <= 2 x 1.5 mm <sup>2</sup> with cable end conforming to EN/IEC 60947-1 |

### Complementary

|                                                          |                                                                                                                                                                                                                                                                                                                                                                                |
|----------------------------------------------------------|--------------------------------------------------------------------------------------------------------------------------------------------------------------------------------------------------------------------------------------------------------------------------------------------------------------------------------------------------------------------------------|
| Height                                                   | 47 mm                                                                                                                                                                                                                                                                                                                                                                          |
| Width                                                    | 30 mm                                                                                                                                                                                                                                                                                                                                                                          |
| Depth                                                    | 68 mm                                                                                                                                                                                                                                                                                                                                                                          |
| Terminals description ISO n°1                            | (13-14)NO<br>(23-24)NO                                                                                                                                                                                                                                                                                                                                                         |
| Product weight                                           | 0.105 kg                                                                                                                                                                                                                                                                                                                                                                       |
| Resistance to high pressure washer                       | 7000000 Pa at 55 °C, distance: 0.1 m                                                                                                                                                                                                                                                                                                                                           |
| Contacts usage                                           | Standard contacts                                                                                                                                                                                                                                                                                                                                                              |
| Positive opening                                         | Without positive opening                                                                                                                                                                                                                                                                                                                                                       |
| Operating torque                                         | 0.14 N.m (NO changing electrical state)                                                                                                                                                                                                                                                                                                                                        |
| Mechanical durability                                    | 1000000 cycles                                                                                                                                                                                                                                                                                                                                                                 |
| Tightening torque                                        | 0.8...1.2 N.m conforming to EN 60947-1                                                                                                                                                                                                                                                                                                                                         |
| Shape of screw head                                      | Slotted head compatible with flat Ø 5.5 mm screwdriver<br>Slotted head compatible with flat Ø 4 mm screwdriver<br>Cross head compatible with pozidriv No 1 screwdriver<br>Cross head compatible with Philips no 1 screwdriver                                                                                                                                                  |
| Contacts material                                        | Silver alloy (Ag/Ni)                                                                                                                                                                                                                                                                                                                                                           |
| Short circuit protection                                 | 10 A cartridge fuse type gG conforming to EN/IEC 60947-5-1                                                                                                                                                                                                                                                                                                                     |
| [I <sub>th</sub> ] conventional free air thermal current | 10 A conforming to EN/IEC 60947-5-1                                                                                                                                                                                                                                                                                                                                            |
| [U <sub>i</sub> ] rated insulation voltage               | 600 V (degree of pollution: 3) conforming to EN 60947-1                                                                                                                                                                                                                                                                                                                        |
| [U <sub>imp</sub> ] rated impulse withstand voltage      | 6 kV conforming to EN 60947-1                                                                                                                                                                                                                                                                                                                                                  |
| [I <sub>e</sub> ] rated operational current              | 1.2 A at 600 V, AC-15, A600 conforming to EN/IEC 60947-5-1<br>0.55 A at 125 V, DC-13, Q600 conforming to EN/IEC 60947-5-1<br>0.27 A at 250 V, DC-13, Q600 conforming to EN/IEC 60947-5-1<br>0.1 A at 600 V, DC-13, Q600 conforming to EN/IEC 60947-5-1<br>6 A at 120 V, AC-15, A600 conforming to EN/IEC 60947-5-1<br>3 A at 240 V, AC-15, A600 conforming to EN/IEC 60947-5-1 |

The information provided in this documentation contains general descriptions and/or technical characteristics of the performance of the products contained herein. This documentation is not intended as a substitute for and is not to be used for determining suitability or reliability of these products for specific user applications. It is the duty of any such user or integrator to perform the appropriate and complete risk analysis, evaluation and testing of the products with respect to the relevant specific application or use thereof. Neither Schneider Electric Industries SAS nor any of its affiliates or subsidiaries shall be responsible or liable for misuse of the information contained herein.

|                                      |                                                                                                                                                                                                                                                                                                                                                                                                                                                                                                                                                                                                                                       |
|--------------------------------------|---------------------------------------------------------------------------------------------------------------------------------------------------------------------------------------------------------------------------------------------------------------------------------------------------------------------------------------------------------------------------------------------------------------------------------------------------------------------------------------------------------------------------------------------------------------------------------------------------------------------------------------|
| Electrical durability                | 1000000 cycles, DC-13, 0.5 A at 24 V, operating rate: 3600 cyc/h, load factor: 0.5 conforming to EN 60947-5-1 appendix C<br>1000000 cycles, DC-13, 0.2 A at 110 V, operating rate: 3600 cyc/h, load factor: 0.5 conforming to EN 60947-5-1 appendix C<br>1000000 cycles, AC-15, 4 A at 24 V, operating rate: 3600 cyc/h, load factor: 0.5 conforming to EN 60947-5-1 appendix C<br>1000000 cycles, AC-15, 3 A at 120 V, operating rate: 3600 cyc/h, load factor: 0.5 conforming to EN 60947-5-1 appendix C<br>1000000 cycles, AC-15, 2 A at 230 V, operating rate: 3600 cyc/h, load factor: 0.5 conforming to EN 60947-5-1 appendix C |
| Electrical reliability IEC 60947-5-4 | $\Lambda < 10\exp(-8)$ at 17 V, 5 mA in clean environment conforming to EN/IEC 60947-5-4<br>$\Lambda < 10\exp(-6)$ at 5 V, 1 mA in clean environment conforming to EN/IEC 60947-5-4                                                                                                                                                                                                                                                                                                                                                                                                                                                   |

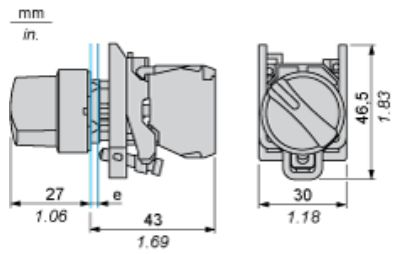
## Environment

|                                            |                                                                                                                                                      |
|--------------------------------------------|------------------------------------------------------------------------------------------------------------------------------------------------------|
| Protective treatment                       | TH                                                                                                                                                   |
| Ambient air temperature for storage        | -40...70 °C                                                                                                                                          |
| Ambient air temperature for operation      | -25...70 °C                                                                                                                                          |
| Class of protection against electric shock | Class I conforming to IEC 60536                                                                                                                      |
| IP degree of protection                    | IP69 K conforming to IEC 60529                                                                                                                       |
| NEMA degree of protection                  | NEMA 4X<br>NEMA 13                                                                                                                                   |
| IK degree of protection                    | IK06 conforming to IEC 50102                                                                                                                         |
| Standards                                  | CSA C22-2 No 14<br>EN/IEC 60947-1<br>EN/IEC 60947-5-1<br>EN/IEC 60947-5-4<br>EN/IEC 60947-5-5<br>JIS C 4520<br>UL 508                                |
| Product certifications                     | BV<br>CSA<br>DNV<br>GL<br>LROS (Lloyds register of shipping)<br>RINA<br>UL                                                                           |
| Vibration resistance                       | 5 gn (f = 2...500 Hz) conforming to IEC 60068-2-6                                                                                                    |
| Shock resistance                           | 50 gn for 11 ms half sine wave acceleration conforming to IEC 60068-2-27<br>30 gn for 18 ms half sine wave acceleration conforming to IEC 60068-2-27 |

## Contractual warranty

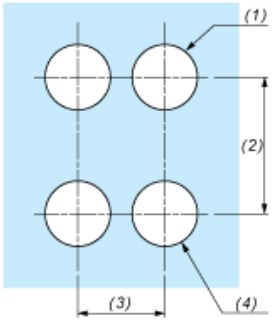
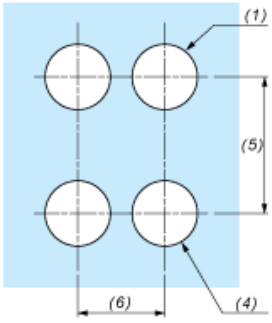
|        |           |
|--------|-----------|
| Period | 18 months |
|--------|-----------|

Dimensions



e : clamping thickness: 1 to 6 mm / 0.04 to 0.24 in.

Panel Cut-out for Pushbuttons, Switches and Pilot Lights (Finished Holes, Ready for Installation)

| Connection by Screw Clamp Terminals or Plug-in Connectors or on Printed Circuit Board                                                                                                                                                                                                                                                                                                                       | Connection by Faston Connectors                                                    |
|-------------------------------------------------------------------------------------------------------------------------------------------------------------------------------------------------------------------------------------------------------------------------------------------------------------------------------------------------------------------------------------------------------------|------------------------------------------------------------------------------------|
|                                                                                                                                                                                                                                                                                                                            |  |
| <p>(1) Diameter on finished panel or support<br/>           (2) 40 mm min. / 1.57 in. min.<br/>           (3) 30 mm min. / 1.18 in. min.<br/>           (4) <math>\varnothing 22.5 \text{ mm} / 0.89 \text{ in. recommended } (\varnothing 22.3 \text{ mm }_0^{+0.4} / 0.88 \text{ in. }_0^{+0.016})</math><br/>           (5) 45 mm min. / 1.78 in. min.<br/>           (6) 32 mm min. / 1.26 in. min.</p> |                                                                                    |