

Datasheet: CertiFiber® Pro Optical Loss Test Set

The CertiFiber® Pro is the Tier 1 (basic) fiber certification solution and part of the Versiv™ Cabling Certification product family. The Versiv line also includes copper certification, OTDR and Wi-Fi analysis modules. Versiv is designed around the revolutionary ProjX™ management system and Taptive™ user interface. ProjX helps ensure jobs are done correctly the first time, thus reducing rework. With the intuitive Taptive user interface, instrument set-up and operation are so simple, even operators with limited cabling skills can successfully test and troubleshoot a system. Analysis of measurement data and professional test reports are easy with the familiar LinkWare™ management software.

Get ready to overachieve.



Installing a high performance fiber optic cabling system starts with systems design and ends with systems acceptance. Certifying cabling to industry performance standards is a core element of the process. The faster it goes, the more profitable you'll be. Unfortunately, there are a lot of things that slow the process down - setting the tester up incorrectly, testing to the wrong limits, waiting for lead technicians to analyze or troubleshoot failures, misinterpretation of results, and test reports that customers can't understand.

The CertiFiber Pro Optical Loss Test Set (OLTS) helps cabling professionals accomplish more than ever. It's all about accurate, error-free certification, making jobs easier to manage and certifying fiber optic cabling to industry standards, faster. CertiFiber Pro OLTS complies with all applicable cabling standards, which call out the new Encircled Flux launch condition requirements for optical sources. It's not just for the expert technicians and Project Managers. Individuals of various skill levels can improve the set-up, operation, test reporting, and simultaneously manage diverse projects.

Unique features:

- Versiv enables users to accomplish more than ever with a cable tester, accelerating every step of the testing process
- ProjX management system eases tasks from initial set-up of a job to system acceptance. It eliminates redundant steps, and ensures that all tests are completed correctly the first time, and every time
- Taptive user interface puts advanced data analysis and easy set-up and operation at the fingertips of technicians of all skill levels
- LinkWare management software provides unmatched analysis of test results and professional test reports

Performance:

- Three-second Autotest optical loss measurement of two fibers at two wavelengths with distance measurement and optical loss budget calculation
- Provides automatic Pass/Fail analysis to industry standards or custom test limits
- Identifies incorrect test procedures resulting in negative loss readings
- Onboard (USB) inspection camera documents images of fiber optic end-faces
- Interchangeable power meter adapters available for all typical connector types (SC, ST, LC and FC) to enable the most accurate 1-jumper reference method
- Built-in visual fault locator for basic troubleshooting and polarity determination
- Dual wavelength measurement capability on a single fiber allows the tester to be used in applications that require only one fiber link
- Compliant with TIA-526-14-B and IEC 61280-4-1 Encircled Flux requirements with no additional equipment or procedures

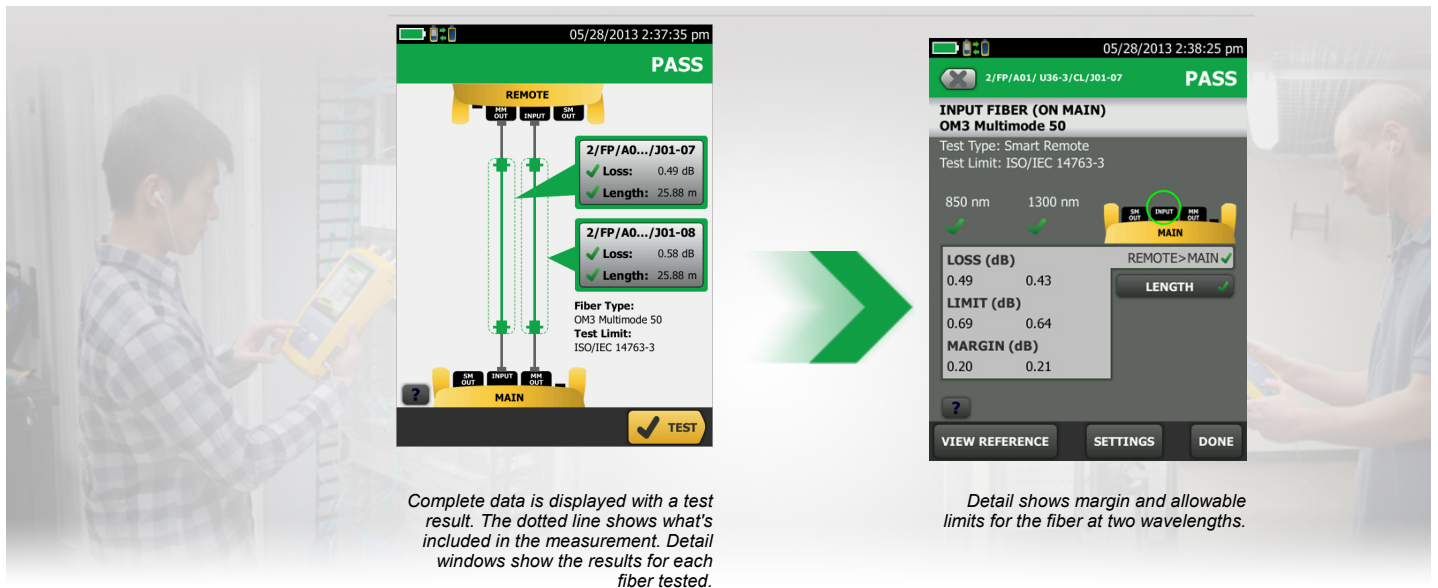
Standards:

- Allows combined OLTS Tier 1 (basic), OTDR Tier 2 (extended) certification, end-face inspection and reporting when paired with OptiFiber™ Pro OTDR
- Set reference wizard verifies test reference cords (TRCs) per ISO/IEC 14763-3 and eliminates negative loss errors
- Encircled Flux compliant optical launch conditions required by ANSI/TIA and ISO/IEC standards for testing multimode fiber

Detailed View of Fiber Loss Results

View the results of each fiber tested at the same time and the Pass/Fail status on the test results screen. Easily identify the fiber type, test limits, loss and which fiber correlates to each result. All good results are highlighted with a green icon, any faulty events are highlighted with red icons and fibers are identified as output or input to facilitate quick identification and corrective action. The Taptive user interface also makes the results screen a powerful tool with a detailed window which can be touched to drill down and see detailed results.

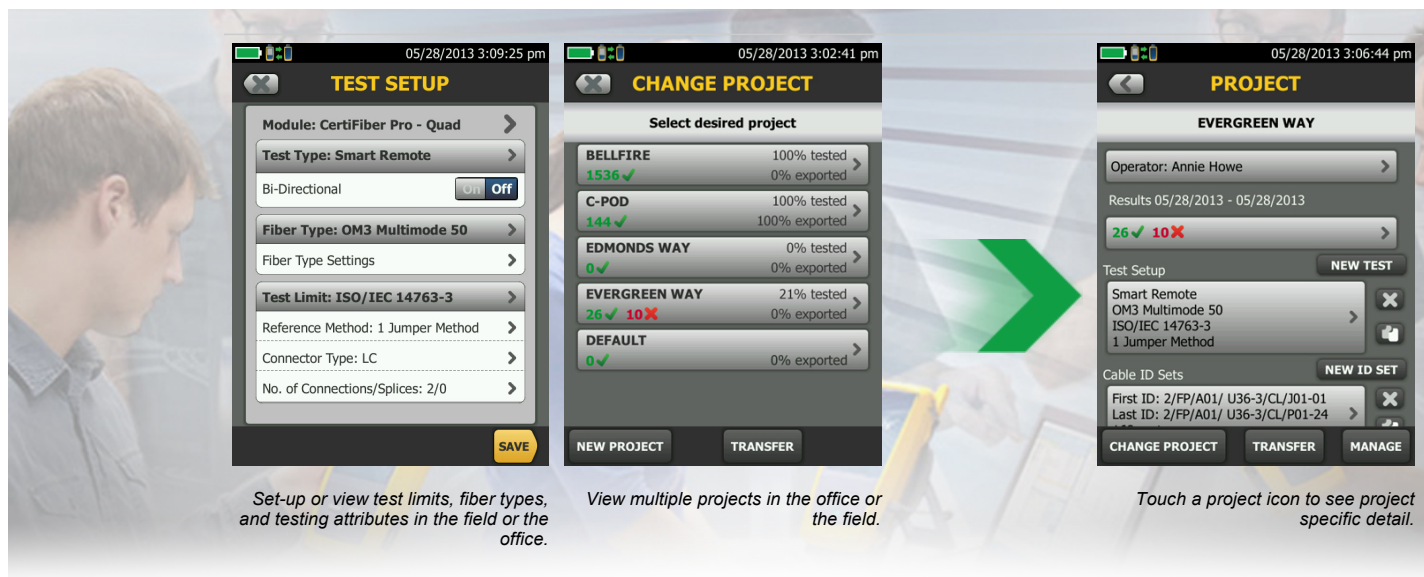
The screen below shows margin and limit values in the window. Simply tap the screen to drill into specific results as shown in second image.



Create, Manage and Select Projects

As part of the Versiv family, the CertiFiber Pro OLTS incorporates ProjX to ease job set-up, minimize test limit errors and better manage multiple projects. Project managers and technicians can create new projects for different jobs, locations or customers and or easily define project requirements for each job ahead of time – including all tests parameters and cable IDs – then keep track of job progress. All project detail information is stored in LinkWare for easy transfer to other Versiv cabling certification testers.

ProjX management system allows project specifications to be loaded and saved into the tester ahead of time. As the tester moves from job to job, the project list is easily accessible and users can quickly see detail data such as percentage of links tested, percentage to completion and percentage of results exported.



Dynamic Project and User Profile Management

CertiFiber Pro increases efficiency by allowing field technicians access to project based settings entered at the time of set-up. This minimizes set-up errors or lost files when switching from one job to another or utilizing multiple testers on a single job more. Setting limits and establishing cable ID sets is easy with the Taptive user interface. And once the technicians start testing, the progress of each project is easily monitored.

ProjX™ Management System specific benefits are: Real time status to completion on each job 0-100%, giving the operator the "Fix Later" option to isolate any test requiring a second look and helps to assure nothing is overlooked. The Fix later selection creates a punch list or automatic to do list for correcting any workmanship.

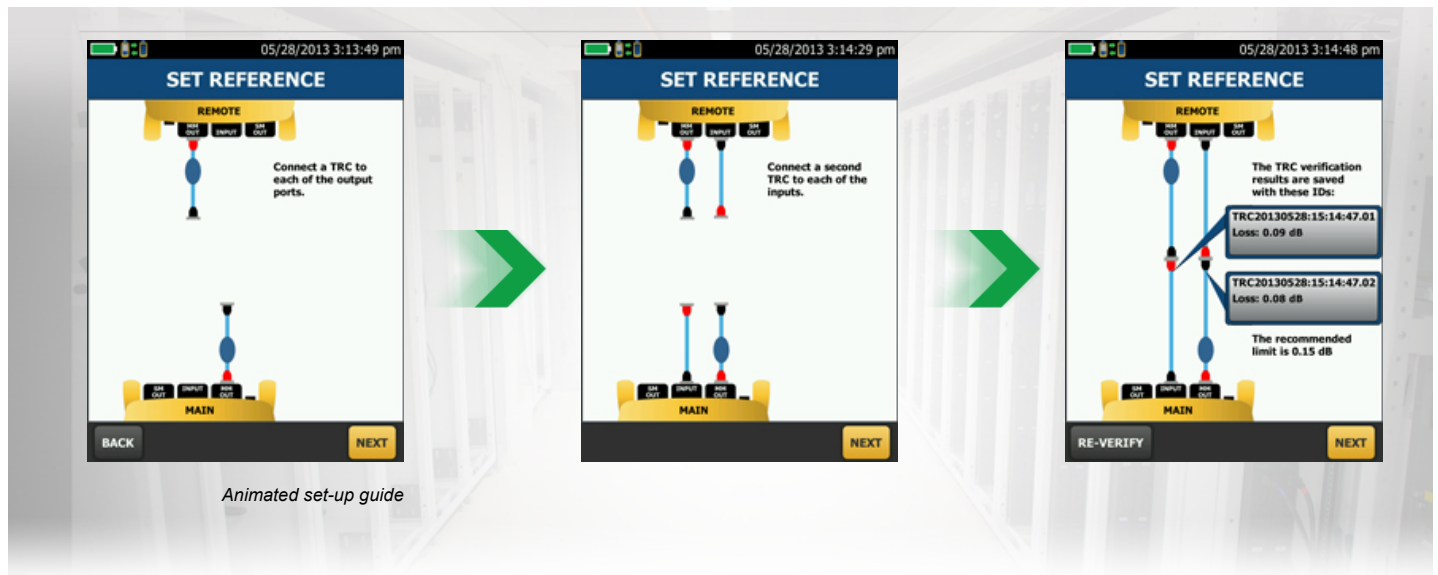
Managing the testing of multiple jobs with multiple teams, testers, and requirements is time consuming and can be hard to manage. Increasingly larger jobs make project organization more important than ever. The new ProjX management system on the CertiFiber Pro assigns a name for all job specifics. This eliminates the need to ever have to re-enter test limits or other job details after starting a project or returning to it after a different job. This minimizes set-up errors or lost files when switching from one job to another or utilizing multiple testers on a single job, enabling project managers and crew leaders to be more efficient.

Selecting Reference Method

The key to good test results is tester set-up. The CertiFiber Pro refers to the settings already chosen for the project and guides the technician through setting a reference – taking the guesswork out of getting ready to test in the field.

Set Reference

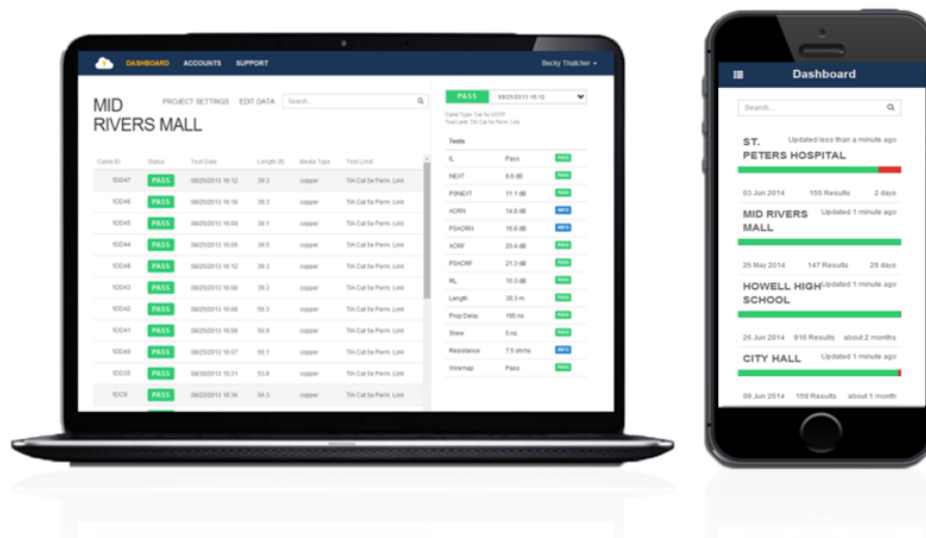
Setting a reference no longer has to be a challenge. The CertiFiber Pro OLTS has set a reference wizard function to guide the technician through setting a reference and checking test reference cords. The animated set-up helps reduce optical loss testing set-up errors that often result in confusing negative loss readings.



LinkWare Live

LinkWare Live is a Software as a Service from Fluke Networks for cabling professionals managing multiple projects that quickly, easily and affordably provides unmatched job visibility and superior project control from anywhere at anytime

LinkWare Live provides an easy to read dashboard that shows an overview of the project status and a project activity to ensure projects are completed on time. It removes the hurdles in data management by giving the ability to directly upload and consolidate test results from multiple testers. You can quickly validate projects and test results in real-time with browser based ease to avoid any future rework due to incorrect testing or missing test results. Use any smart device with a browser to validate and check projects or test results. LinkWare™ Cable Test Management Software also connects to the LinkWare Live service enabling you to download test results into the LinkWare Cable Test Management Software to generate professional reports in a common format.



DSX-5000 cable analyzer connects to the LinkWare Live Service to directly upload results from the tester which provide access to test-results in real-time from anywhere.

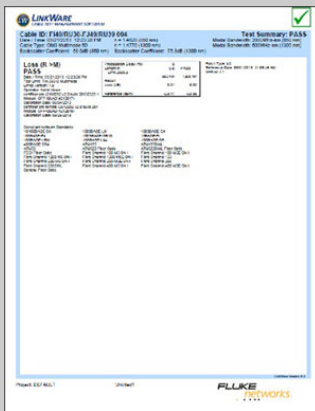
LinkWare Management Software

With LinkWare Management software, CertiFiber Pro users can easily access the ProjX management system data, generate reports and upgrade the software in their testers. Project managers have full capabilities to monitor workflow and consolidate test results.

LinkWare stats, provides automated statistical reports. This application moves you above and beyond the page-per-link report to see your entire cabling infrastructure in one summary. It analyzes and transforms LinkWare test results into charts to reveal your cabling plant performance. The report even summarizes your entire cabling infrastructure in a compact, graphical format so it's easy to verify margins and spot anomalies. Previous versions of LinkWare are backwards compatible with new versions, so you can stay current and integrate tests from different testers into one-test report.

Combine OLTS Tier 1 (basic) and OTDR Tier 2 (extended) fiber certification results in a single report while allowing management of multiple jobs simultaneously. Users can provide the finishing touch by adding their company logo to the report and before offering to their customers for system acceptance. Keep your business tools simple. No matter which Fluke Networks cabling certification tester you use, LinkWare reports it all.

LinkWare Report



LinkWare Report with Encircled Flux and Test Reference Cords Tested



CertiFiber Pro Optical Loss Test Set Module Specifications

Power Meter Specifications	
Input Connector	Interchangeable connector adapter (LC standard, SC, ST and FC optional)
Detector Type	InGaAs
Wavelengths	850 nm, 1300 nm, 1310 nm, 1550 nm
Power Measurement Range	0 dBm to -65 dBm (850 nm) 0 dBm to -70 dBm (all other wavelengths)
Power Measurement Uncertainty ^{1,2}	< +/- 5% +/- 32 pW
Measurement Linearity ³	< ± 0.1 dB
Re-calibration Period	1 year
<p>1. +/- 100 pW at 850 nm</p> <p>2. Under the following conditions: Power level 100 µW (-10 dBm), continuous wave (CW) for absolute power at 850 nm and 1310 nm. Divergent beam, NA = 0.20 for 50/125 µm and NA = 0.14 for 9/125 µm. Ambient temperature 23° ± 1°C. SC/UPC connector with ceramic ferrule. After a 5 minute warm-up. Traceable to NIST.</p> <p>3. -3 dBm to -55 dBm at 850 nm and 1310 nm. Ambient temperature 23° ± 1°C. After a 5 minute warm-up.</p>	

Loss/Length Specifications		
Specification	CertiFiber Pro Multimode Modules	CertiFiber Pro Singlemode Modules
Testing Speeds (excludes referencing times)	<p>Smart Remote mode: < 3 seconds (2 wavelengths, one direction, auto wavelength detection)</p> <p>Far End Source mode: ≤ 2 seconds (2 wavelengths, one direction auto wavelength detection)</p> <p>Loopback mode: ≤ 2 seconds (2 wavelengths, one direction auto wavelength detection)</p>	
Input/Output Connectors	Interchangeable connector adapter (LC standard, SC, ST and FC optional)	
Launch Condition ^{1,2}	Encircled Flux compliant to TIA-526-14-B, ISO/IEC 14763-3 and IEC 61280-4-1	
Fiber Types Tested	50/125 µm or 62.5/125 µm	singlemode
Source Type and Wavelengths	LED source 850 nm ± 30 nm 1300 nm ± 20 nm	Fabry-Perot laser diode 1310 nm ± 20 nm 1550 nm ± 30 nm
Maximum Length Measurement	12 km	130 km
Length Measurement Accuracy	± 1.5 m plus ± 1 % of length	
Output Power (Nominal)	≥ -24 dBm with EF-TRC	≥ -4 dBm
Output Power Stability ³	± 0.05 dB over 8 hours ± 0.03 dB over 15 minutes	± 0.1 dB over 8 hours ± 0.08 dB over 15 minutes
<p>1. At the output of the EF-TRC</p> <p>2. Variations between EF measurement equipment may occur but EF compliance can be expected with a 95% confidence factor</p> <p>3. Relative to power level after 15 minute warm up – at constant temperature</p>		

Loss/Length Specifications (continued)

Source Wavelengths	850 nm, 1300 nm, 1310 nm, 1550 nm
Power Measurement Range	0 dBm to -65 dBm (850 nm) 0 dBm to -70 dBm (all other wavelengths)
Power Measurement Uncertainty ^{1, 2}	< +/- 5% +/- 32 pW
Measurement Linearity ³	< ± 0.1 dB
Re-calibration Period	1 year

1. +/- 100 pW at 850 nm
2. Under the following conditions: Power level 100 µW (-10 dBm), continuous wave (CW) for absolute power at 850 nm and 1310 nm. Divergent beam, NA = 0.20 for 50/125 µm and NA = 0.14 for 9/125 µm. Ambient temperature 23° ± 1°C. SC/UPC connector with ceramic ferrule. After a 5 minute warm-up. Traceable to NIST.
3. -3 dBm to -55 dBm at 850 nm and 1310 nm. Ambient temperature 23° ± 1°C. After a 5-minute warm-up.

Selected Specifications

Visual Fault Locator (VFL)

Title	Requirement
Output Power	>-5 dBm
	<0 dBm
	SMF-28 singlemode fiber
	Continuous wave
	SC/UPC connector
Operating Wavelength	650 nm nominal
Output Modes	Continuous wave Pulsed mode (2 Hz to 3 Hz blink frequency)
Connector Adapter	2.5 mm universal
Laser Safety	Class II CDRH Over operating temperature range



Environmental Specifications

Title	Requirement
Operating Temperature	0 °F to 113° F (-18° C to 45° C)
Storage Temperature	-22° F to 140° F (-30° C to +60° C)
Operating Relative Humidity (% RH without condensation)	0% to 90%, 32° F to 95° F (0° C to 35° C)
	0% to 70%, 95° F to 113 °F (35° C to 45° C)
Vibration	Random, 2 g, 5 Hz-500 Hz
Shock	1 m drop test with and without module and adapters
Safety	CSA C22.2 No. 1010.1: 1992
	EN 61010-1 1st Edition + Amendments 1, 2
Pollution Degree	2
Altitude	Operating: 4,000 m; storage: 12,000 m
EMC	EN 61326-1



Ordering Information

Model	Description
CFP-100-M	CertiFiber Pro Multimode OLTS Kit
CFP-100-S	CertiFiber Pro Singlemode OLTS Kit (Configured for testing LC Style)
CFP-100-Q	CertiFiber Pro Quad OLTS Kit (Configured for testing LC Style)
OFP-CFP-MI	OptiFiber Pro and CertiFiber Pro Multimode Kit with Inspection
OFP-CFP-SI	OptiFiber Pro and CertiFiber Pro Singlemode Kit with Inspection
OFP-CFP-QI	OptiFiber Pro and CertiFiber Pro Quad (Multimode and Singlemode) Kit with Inspection
Accessories	Description
CFP-MM-ADD	CertiFiber Pro multimode modules add on kit
CFP-SM-ADD	CertiFiber Pro singlemode modules add on kit
CFP-Q-ADD	CertiFiber Pro Quad Add On Kit (modules and SC/LC TRCs)
CFP-Q-ADD-R	CertiFiber Pro Quad Add On Kit with Remote (modules and SC/LC TRCs)
OFP-Q-ADD	OptiFiber Pro Quad Add On Kit (module and SC/LC launch cords)
SRC-9-SCLC-KIT	Singlemode test reference cord kit (2m) for testing LC terminated fibers (2 SC/LC, 2 LC/LC)
SRC-9-SCSC-KIT	Singlemode test reference cord kit (2m) for testing SC terminated fibers (4 SC/SC)
MRC-50EFC-SCLCKIT	Multimode Encircled Flux compliant test reference cord kit for testing 50um LC terminated fibers (2 SC/LC, 2 LC/LC)
MRC-50EFC-SCSCKIT	Multimode Encircled Flux compliant test reference cord kit for testing 50um SC terminated fibers (4 SC/SC)
MRC-625EFC-SCLCKIT	Multimode Encircled Flux compliant test reference cord kit for testing 62.5um LC terminated fibers (2 SC/LC, 2 LC/LC)
MRC-625EFC-SCSCKIT	Multimode Encircled Flux compliant test reference cord kit for testing 62.5um SC terminated fibers (4 SC/SC)
OFP-FI	DI-1000 Inspector probe with SC, FC, ST, LC bulkheads and patch cord tips
Gold	Description
GLD-CFP-100-M/S	1 year Gold Support CFP-100-M or CFP-100-S
GLD-CFP-100-Q	1 year Gold Support CFP-100-Q
GLD-OFP-CFP-MI/SI	1 year Gold Support OFP-CFP-MI or OFP-CFP-SI
GLD-OFP-CFP-QI	1 year Gold Support OFP-CFP-QI



For a complete listing of CertiFiber Pro models and accessories, visit www.flukenetworks.com/certifiberpro.