

# Control and signaling units Ø 22

Harmony® XB4, metal

Emergency stop and Emergency switching off functions

Conforming to EN/IEC 60204-1, 60364-5-53,

EN/ISO 13850 and Machinery Directive 2006/42/EC



Emergency stop function: Mushroom head Emergency stop trigger action and mechanical latching pushbuttons conform to standards EN/IEC 60204-1 and EN/ISO 13850, to Machinery Directive 2006/42/EC and to standard EN/IEC 60947-5-5.

Emergency switching off function: Mushroom head switching off mechanical latching pushbuttons conform to standards IEC 60364-5-53 and EN/IEC 60947-5-5.




Please consult our Customer Care Centre for a full explanation of these standards and directives.

## Emergency stop and switching off pushbuttons with trigger action and mechanical latching (1) (2)




Screw clamp terminal connections (Schneider Electric anti-loosening system)

Shape of head	Type of reset	Type of contact		Push		Reference	Weight kg/lb
				Ø (mm)/in.	Color		

### Complete units

	Push-pull	-	1	40/1.575	Red	<b>XB4BT842</b> (ZB4BZ105 + ZB4BT84)	0.125/0.276
		1	1	40/1.575	Red	<b>XB4BT845</b> (ZB4BZ105 + ZB4BT84)	0.136/0.300
	Turn to release	-	1	40/1.575	Red	<b>XB4BS8442</b> (ZB4BZ102 + ZB4BS844)	0.118/0.260
		1	1	40/1.575	Red	<b>XB4BS8445</b> (ZB4BZ105 + ZB4BS844)	0.130/0.287
		-	2	40/1.575	Red	<b>XB4BS8444</b> (ZB4BZ104 + ZB4BS844)	0.130/0.287
		1	2	40/1.575	Red	<b>XB4BS84441</b> (ZB4BZ141 + ZB4BS844)	0.140/0.309
	Key release (key n° 455) (3)	1	1	40/1.575	Red	<b>XB4BS9445</b> (ZB4BZ105 + ZB4BS944)	0.170/0.375

### Heads only

Shape of head	Type of reset	Push		Reference	Weight kg/lb
		Ø (mm)/in.	Color		
	Push-pull	30/1.181	Red	<b>ZB4BT844</b>	0.078/0.172
		40/1.575	Red	<b>ZB4BT84</b>	0.078/0.172
		60/2.362	Red	<b>ZB4BX84</b>	0.098/0.216
	Turn to release	30/1.181	Red	<b>ZB4BS834</b>	0.068/0.150
		40/1.575	Red	<b>ZB4BS844</b>	0.073/0.161
		60/2.362	Red	<b>ZB4BS864</b>	0.093/0.205
	Key release (key n° 455) 2 keys included with head (5) (3)	30/1.181	Red	<b>ZB4BS934</b>	0.094/0.207
		40/1.575	Red	<b>ZB4BS944 (4)</b>	0.098/0.216
		60/2.362	Red	<b>ZB4BS964</b>	0.118/0.260

## Illuminated Emergency switching off function only, mechanical latching pushbuttons (1)

Screw clamp terminal connections (Schneider Electric anti-loosening system)


Shape of head	Type of reset	Push		Reference	Weight kg/lb
		Ø (mm)/in.	Color		

### Heads only (6)

	Push-pull	40/1.575	Red	<b>ZB4BW643</b>	0.051/0.112
---	-----------	----------	-----	-----------------	-------------

(1) Recommended maximum number of contacts constituting the body (fixing collar + contact) associated with the head, see page 36072/2.

(2) It is recommended that a legend or yellow background is used.

(3) The symbol  indicates key withdrawal position(s).

(4) Other key numbers:

- key n° 421E: add suffix **12** to the reference.
- key n° 458A: add suffix **10** to the reference.
- key n° 520E: add suffix **14** to the reference.
- key n° 3131A: add suffix **20** to the reference.
- key n° 4A185: add suffix **D** to the reference.

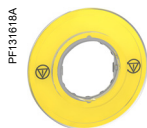
Example: To order a Ø 40 red mushroom head for a trigger action and mechanical latching Emergency stop pushbutton, with release by key n° 421E, the reference becomes: **ZB4BS94412**.

(5) For specific keys with other numbers, please consult our Customer Care Centre.

(6) Only for use with bodies comprising a light source with integral LED.

## Control and signaling units Ø 22


Harmony® XB4, metal

Emergency stop and Emergency switching off functions  
Conforming to EN/IEC 60204-1, 60364-5-53,  
EN/ISO 13850 and Machinery Directive 2006/42/EC

ZBY9121



ZBY9420



ZBZ8

## Circular yellow legends for Emergency stop (1)

Description	Marking	Color	Reference	Weight kg/lb
Ø 60 mm/2.362 in. legend for Emergency stop function	-	Yellow	ZBY9121	0.007/0.015
	EMERGENCY STOP	Yellow	ZBY9320	0.007/0.015
	ARRET D'URGENCE	Yellow	ZBY9120	0.007/0.015
	NOT HALT	Yellow	ZBY9220	0.007/0.015
	PARADA DE EMERGENCIA	Yellow	ZBY9420	0.007/0.015
	ARRESTO DI EMERGENZA	Yellow	ZBY9620	0.007/0.015

## Bellows for harsh environments (IP 69K) (2)

For use in	Material	For use with	Color	Sold in lots of	Unit reference	Weight kg/lb
Environments subject to humidity, dust, high pressure cleaning, etc.	Silicone	Emergency stop / Switching off function	Yellow	2	ZBZ28	0.009/0.020
		Other functions	Black	2	ZBZ58	0.009/0.020

## Heads with black metal bezel

To order, add a figure 7 to the references selected above.  
Example: ZB4BT844 becomes ZB4BT8447.

(1) Other legend models for Emergency stop and Emergency switching off function see page 58 of catalog DIA5ED2121212EN.

(2) Not compatible with Ø 30 pushbutton.

# Control and signaling units Ø 22

Harmony® XB5, plastic

Emergency stop and Emergency switching off functions

Conforming to EN/IEC 60204-1, 60364-5-53,

EN/ISO 13850 and Machinery Directive 2006/42/EC



Emergency stop function: Mushroom head Emergency stop trigger action and mechanical latching pushbuttons conform to standards EN/IEC 60204-1 and EN/ISO 13850, to Machinery Directive 2006/42/EC and to standard EN/IEC 60947-5-5.

Emergency switching off function: Mushroom head switching off mechanical latching pushbuttons conform to standards IEC 60364-5-53 and EN/IEC 60947-5-5.




Please consult our Customer Care Centre for a full explanation of these standards and directives.

## Emergency stop and switching off pushbuttons with trigger action and mechanical latching (1) (2)




Screw clamp terminal connections (Schneider Electric anti-loosening system)

Shape of head	Type of reset	Type of contact	Push Ø (mm)/in.	Color	Reference	Weight kg/lb
		 N/O				
		 N/C				

### Complete units

	Push-pull	–	1	40/1.575	Red	<b>XB5AT842</b> (ZB5AZ102 + ZB5AT84)	0.065/0.143
		1	1	40/1.575	Red	<b>XB5AT845</b> (ZB5AZ105 + ZB5AT84)	0.076/0.168
	Turn to release	–	1	40/1.575	Red	<b>XB5AS8442</b> (ZB5AZ102 + ZB5AS844)	0.060/0.132
		1	1	40/1.575	Red	<b>XB5AS8445</b> (ZB5AZ105 + ZB5AS844)	0.072/0.159
		–	2	40/1.575	Red	<b>XB5AS8444</b> (ZB5AZ104 + ZB5AS844)	0.072/0.159
	Key release (key n° 455)(3)	–	1	40/1.575	Red	<b>XB5AS9442</b> (ZB5AZ102 + ZB5AS944)	0.075/0.165
		1	1	40/1.575	Red	<b>XB5AS9445</b> (ZB5AZ105 + ZB5AS944)	0.112/0.247


### Heads only

	Push-pull			30/1.181	Red	<b>ZB5AT844</b>	0.049/0.108
				40/1.575	Red	<b>ZB5AT84</b>	0.049/0.108
				60/2.362	Red	<b>ZB5AX84</b>	0.067/0.148
	Turn to release			30/1.181	Red	<b>ZB5AS834</b>	0.042/0.002
				40/1.575	Red	<b>ZB5AS844</b>	0.046/0.002
	Key release (key n° 455) (2 keys included with head) (5)(3)			30/1.181	Red	<b>ZB5AS934</b>	0.068/0.003
				40/1.575	Red	<b>ZB5AS944</b> (4)	0.071/0.003
				60/2.362	Red	<b>ZB5AS964</b>	0.092/0.004
				40/1.575	Red	<b>ZB5AS944D</b>	0.071/0.003

## Illuminated Emergency stop and Emergency switching off functions, mechanical latching pushbuttons with mechanical state indicator (1)


For elevator inspection box applications

### Heads only (6)

Shape of head	Type of reset	Push Ø (mm)/in.	Color	Unit reference	Weight kg/lb
	Push-pull (7) For Emergency stop and Emergency switching off function	40/1.575	Red	<b>ZB5AT8643M</b>	0.034/0.075


## Illuminated Emergency switching off function only, mechanical latching pushbuttons (1)

Screw clamp terminal connections (Schneider Electric anti-loosening system)

Shape of head	Type of reset	Push Ø (mm)/in.	Color	Reference	Weight kg/lb
	Turn to release	40/1.575	Red	<b>ZB5AW743</b>	0.022/0.049

(1) Recommended maximum number of contacts constituting the body (fixing collar and contact) associated with the head, see page 36172/2.

(2) It is recommended that a legend or Yellow background is used.

(3) The symbol  indicates key withdrawal position(s).

(4) Other key numbers:


- key n° 421E: add suffix **12** to the reference.
- key n° 458A: add suffix **10** to the reference.
- key n° 520E: add suffix **14** to the reference.
- key n° 3131A: add suffix **20** to the reference.
- key n° 4A185: add suffix **D** to the reference.

Example: To order a Ø 40 mm/1.575 in. Red mushroom head for a trigger action and mechanical latching Emergency stop pushbutton, with release by key n° 421E, the reference becomes: **ZB5AS94412**.

(5) For specific keys with other numbers, please consult our Customer Care Centre.

(6) Only for use with bodies comprising a light source with integral LED.

(7) Cannot be used with metal guards **ZBZ160**.



# Control and signaling units Ø 22

## Harmony® XB5, plastic

### General safe stop



ZB5AT82Y




ZB5AS942Y



ZBY9121



ZBY9420



ZBZ #8

#### General safe stops

General safe stops are used to stop the operation of a machine in a safe manner. These devices cannot be used as Emergency stop and must not be associated with a Yellow background. The general safe stop are made with Yellow bezel and Black head.

Shape of head	Type of reset	Push		Reference	Weight kg/lb
		Ø (mm)/in.	Color		
	Push-pull	40/1.575	Black	ZB5AT82Y	0.050/0.110
	Turn to release	40/1.575	Black	ZB5AS842Y	0.046/0.101
	Key release (key n° 455) 2 keys included with head (2)	40/1.575	Black	ZB5AS942Y	0.071/0.157

#### Circular yellow legends for Emergency stop (1)

Description	Marking	Color	Reference	Weight kg/lb
Ø 60 mm / 2.362 in. legend for Emergency stop function	-	Yellow	ZBY9121	0.007/0.015
	EMERGENCY STOP	Yellow	ZBY9320	0.007/0.015
	ARRET D'URGENCE	Yellow	ZBY9120	0.007/0.015
	NOT HALT	Yellow	ZBY9220	0.007/0.015
	PARADA DE EMERGENCIA	Yellow	ZBY9420	0.007/0.015
	ARRESTO DI EMERGENZA	Yellow	ZBY9620	0.007/0.015

#### Bellows for harsh environments (IP 69K) (3)

Description	Material	For use with	Color	Sold in lots of	Unit reference	Weight kg/lb
For use in environments subject to humidity, dust, high pressure cleaning, etc.	Silicone	Emergency stop / Switching off function	Yellow	2	ZBZ28	0.009/0.020
		Other functions	Black	2	ZBZ58	0.009/0.020

(1) Other legend models for Emergency stop and Emergency switching off function, see page 58 of catalog DIA5D2121212EN

(2) The symbol indicates key withdrawal position(s).

(3) Not compatible with Ø 30 mm/1.181 in. pushbuttons.