

PRO-ELEC

Hand Dryer User Manual

PL15029

Product contents:

- 1 Hand dryer
- 1 User manual
- 1 Installation template
- 1 Pack of 4 screws and 4 wall plugs

Safety Information:

When using electrical appliances basic safety precautions should always be followed.

- Check that the voltage indicated on the rating plate corresponds with that of the local network before connecting the appliance to the mains power supply.
- This appliance is designed for indoor use only.
- There are no user-serviceable parts in this product. Refer servicing to qualified personnel.
- Do not operate this appliance with a damaged cord, after a malfunction or after being dropped or damaged in any way.
- If the supply cord is damaged, it must be replaced by the manufacturer, its service agent or similarly qualified persons in order to avoid a hazard.
- This appliance can be used by children aged from 8 years and above and persons with reduced physical, sensory, or mental capabilities or lack of experience and knowledge if they have been given supervision or instruction concerning use of the appliance in a safe way and understand the hazards involved.
- This appliance can be used by children from 8 years and above and persons with reduced physical, sensory or mental capabilities or lack of experience and knowledge if they have been given supervision or instruction concerning use of the appliance in a safe way and understand the hazards involved.
- Children shall not play with the appliance.
- Cleaning and maintenance shall not be made by children without supervision.
- **WARNING:** Do not use this appliance near bathtubs, showers, basins or other vessels containing water.

- Do not block the air inlet or outlet as this will cause the dryer to overheat.
- Do not place the dryer near to soft furnishings as this may cause damage to them, and could cause the dryer to overheat.

Product Information

The hand dryer has a built-in limit thermostat. When the temperature of the unit goes over the preset temperature it will cut off the power. The thermostat will reset automatically.

Specification:

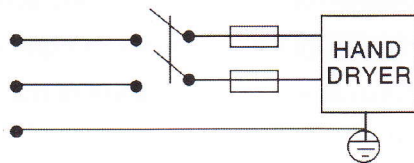
Voltage	Power	Frequency	Water splash proof
220-240V~	1800W	50/60Hz	IPX1

Installation:

This product must be installed in accordance with the IET Wiring Regulations (BS7671) and the Building Regulations. If in any doubt, contact a qualified electrician.

The recommended installation height (measured from air outlet to the floor) 1.2m for men, 1.1m for women, and 0.9m for children.

The electrical connection must be made using a double pole isolating switch with a break contact distance of at least 3mm.



1. Use the template provided (see Figure 1), drill 4 holes 6mm holes 35mm deep.
2. Fix the installation bracket to the top two holes using the grommets and screws provided (see Figure 3).
3. Fix the hand dryer in place by hooking the top of the dryer onto the bracket and secure it at the bottom of the unit using the screws provided.

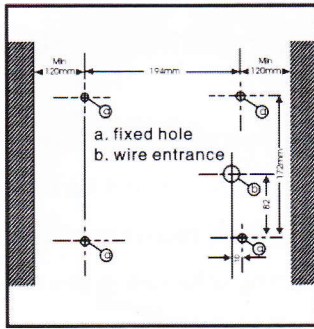


Figure 1

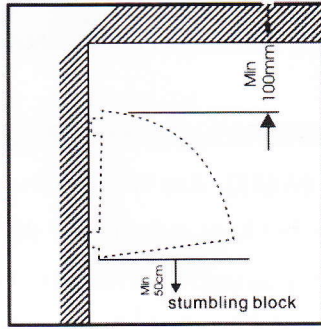


Figure 2

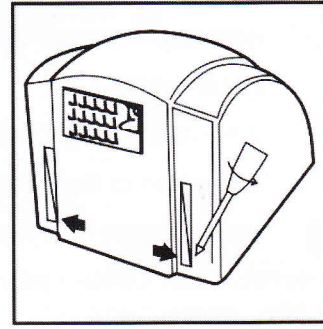


Figure 3

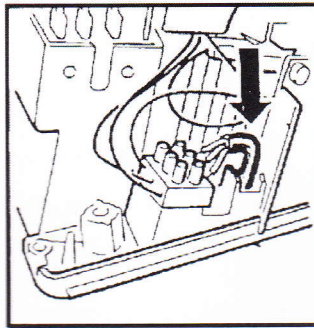


Figure 4




Figure 5

Application:

1. After finishing the installation, and switching on the power, and the hand dryer will switch on automatically when place hands underneath the air outlet.
2. The hand dryer blows the hot air when hands are 11cm or closer to the air outlet, and it stops working 1 second after removing hands. It will also stop working automatically after 1 minute consecutive use. To restart the hand dryer, put hands back underneath and the dryer will switch on again.
3. The sensitivity of the hand dryer is set at the highest value. If it operates for too long or does not work after installation, please adjust the sensor.

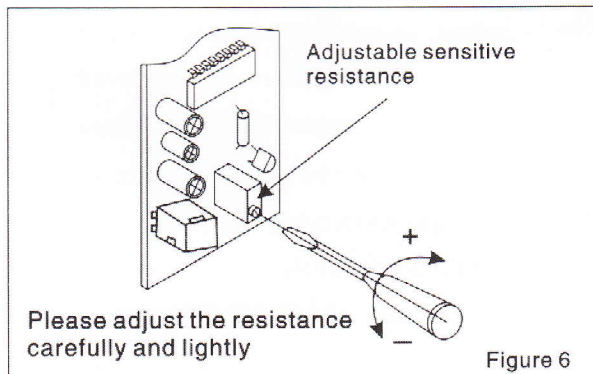
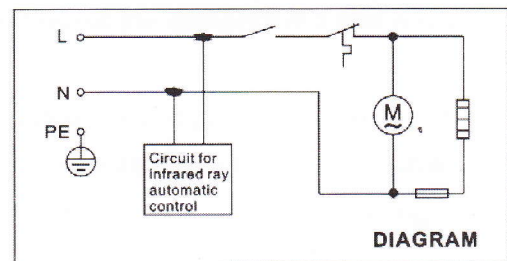


Figure 6



DIAGRAM



INFORMATION ON WASTE DISPOSAL FOR CONSUMERS OF ELECTRICAL & ELECTRONIC EQUIPMENT.

When this product has reached the end of its life it must be treated as Waste Electrical & Electronics Equipment (WEEE). Any WEEE marked products must not be mixed with general household waste, but kept separate for the treatment, recovery and recycling of the materials used. Contact your local authority for details of recycling schemes in your area.



For any enquiries regarding the product, please call 08447 88 00 88

PR2 9PP

Made In China