

Band Size	Circumference	
	Min.	Max.
Small	140mm (5.5")	229mm (9")
Medium	152mm (6")	279mm (11")
Large	178mm (7")	305mm (12")

Item	Band Size	Coil Cord
<a href="#">229961</a>	Small	Not Included
<a href="#">229962</a>	Medium	Not Included
<a href="#">229963</a>	Large	Not Included
<a href="#">229964</a>	Small	183cm (6') ( <a href="#">229955</a> )
<a href="#">229965</a>	Medium	183cm (6') ( <a href="#">229955</a> )
<a href="#">229966</a>	Large	183cm (6') ( <a href="#">229955</a> )
<a href="#">229967</a>	Small	366cm (12') ( <a href="#">229956</a> )
<a href="#">229968</a>	Medium	366cm (12') ( <a href="#">229956</a> )
<a href="#">229969</a>	Large	366cm (12') ( <a href="#">229956</a> )

U.S. Patent Pending

- A. 0.051mm polyphenylsulfone sheet laminated to each link. Provides >5,000 Volt RMS insulation per ASTM D149. Will not flake or peel.
- B. Unique dual contact design is to be paired with a [Vermason MagSnap™ 360 Coil Cord](#) (not included) for a superior electrical connection. The magnetic connection made with the coil cord meets the 1-5 pound perpendicular breakaway force requirement per ANSI/ESD S1.1 to prevent accidental disconnects while allowing the worker to untether when needed.
- C. Black ABS plastic cap. Molded with "MagSnap 360" trademark.
- D. Underwriters Laboratory Listing 90P1C.
- E. Inside links are constructed of 300 Series Stainless Steel. Width of links is 16mm.
- F. Black ABS plastic insulator separates band into halves.

Meets required limits of EN 61340-5-1 and requirements of ANSI/ESD S1.1.

Unless otherwise noted, tolerance  $\pm 10\%$

Specifications and procedures subject to change without notice.



Made in the  
United States of America

## MAGSNAP 360™ DUAL-WIRE METAL EXPANSION WRISTBAND

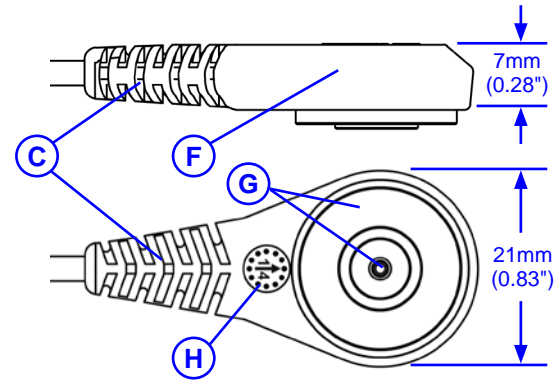
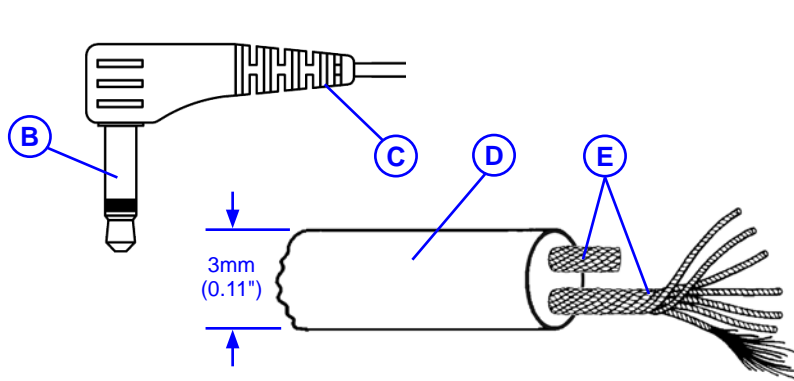
# Vermason

### VERMASON

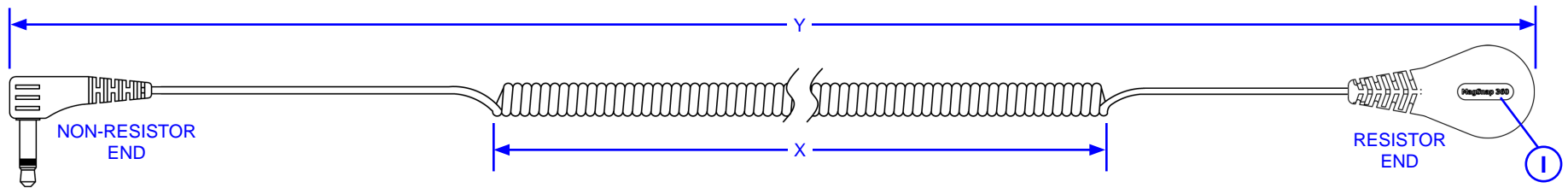
UNIT C, 4TH DIMENSION, FOURTH AVENUE, LETCHWORTH,  
HERTFORDSHIRE, SG6 2TD, UNITED KINGDOM  
PHONE: +44 (0) 1462-672005  
E-MAIL: [Service@Vermason.co.uk](mailto:Service@Vermason.co.uk), INTERNET: [Vermason.co.uk](http://Vermason.co.uk)

**DRAWING  
NUMBER**  
229961

**DATE**  
August  
2014



Made in the United States of America



- A. Underwriters Laboratory Listing 90P1C.
- B. Compatible with [Vermason Dual-Wire Continuous Monitors](#) and other brands that accept a [3.5mm phono plug](#).
- C. Thermoplastic elastomer strain relief [molded on](#).
- D. Relaxed retraction coiled cord reduces tug on wearer's wrist. Black PVC insulation. Break load average 13.6 kilograms (30 pounds).
- E. Dual T-3067 tinsel conductor. Consists of stranded polyester wrapped in copper. Equivalent to 29 gauge (cir mil and/or ohms).
- F. 1 megohm ( $\pm 5\%$ ) current limiting resistors on both conductors.
- G. Unique dual contact design is to be paired with a [Vermason MagSnap 360™ Wristband](#) (not included) for a superior electrical connection. The magnetic connection made with the coil cord meets the 1-5 pound perpendicular breakaway force requirement per ANSI/ESD S1.1 to prevent accidental disconnects while allowing the worker to untether when needed. Spring loaded center contact rated to 1 million cycles.
- H. Date coded with date of manufacture in compliance with ANSI/ESD S1.1.
- I. "MagSnap 360" logo molded in compliance with ANSI/ESD S1.1.

Meets required limits of EN 61340-5-1 and requirements of ANSI/ESD S1.1.

Item	Retracted Length		Extended Length	
	X	Y	Nominal	Max
<a href="#">229955</a>	305mm (12")	508mm (20")	183cm (6')	259cm (8.5')
<a href="#">229956</a>	610mm (24")	813mm (32")	366cm (12')	518cm (17')
<a href="#">229957</a>	762mm (30")	965mm (38")	457cm (15')	671cm (22')

U.S. Patent Pending

Unless otherwise noted, tolerance  $\pm 10\%$

Specifications and procedures subject to change without notice.

## MAGSNAP 360™ DUAL-WIRE COILED CORD

# Vermason

VERMASON  
 UNIT C, 4TH DIMENSION, FOURTH AVENUE, LETCHWORTH,  
 HERTFORDSHIRE, SG6 2TD, UNITED KINGDOM  
 PHONE: +44 (0) 1462-672005  
 E-MAIL: [Service@Vermason.co.uk](mailto:Service@Vermason.co.uk), INTERNET: [Vermason.co.uk](http://Vermason.co.uk)

**DRAWING  
 NUMBER**  
 229955

**DATE**  
 January  
 2015