

# FILTER FAN

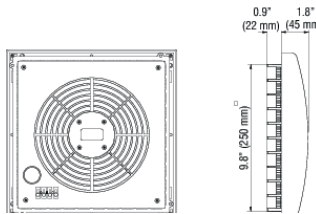
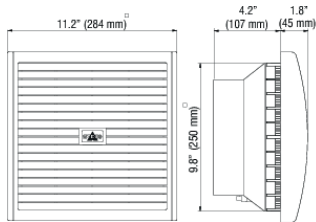
FF 018 | 373 CFM



Filter fan

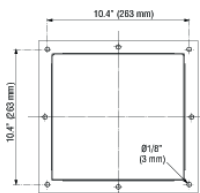
- > High air volume
- > Functional design
- > Time-saving installation
- > UV resistant plastic

Filter fans are used to provide an optimum climate in enclosures. The interior temperature of an enclosure can be reduced by channeling cooler filtered outside air into the enclosure thus expelling heated internal air. The resulting air flow prevents formation of localized heat pockets and protects the electronic components from overheating. The plastic used for the hood of this filter fan series is UV light resistant. These filter fans are intended for indoor use.



View from rear

Exhaust filter



Drilling template for mounting frame

## TECHNICAL DATA

<b>Axial fan, ball bearing</b>	service life min. 50,000 h at 77 °F (25 °C) and 65 %RH aluminum fan body, metal rotor
<b>Connection</b>	3-pole clamp, AWG 14 (2.5 mm <sup>2</sup> ), clamping torque 0.8 Nm max.
<b>Housing (filter fan and exhaust filter)</b>	plastic, UL 94V-0, light grey
<b>Hood (filter fan and exhaust filter)</b>	plastic, UL 94V-0, light grey; UV light resistant according to UL 746C (f1)
<b>Mounting frame</b>	with double-sided industrial adhesive for mounting to the outside of enclosure; certain operating circumstances may make the additional use of screws necessary; cut-out template included
<b>Filter media rating</b>	G4 acc. to DIN EN 779, filtering degree 94%
<b>Filter material</b>	synthetic fiber with progressive construction, temperature resistant to 212 °F, self-extinguishing class F1; moisture resistant to 100 %RH, reusable - can be cleaned by washing or vacuuming
<b>Operating / Storage temperature</b>	-13 to +158 °F (-25 to +70 °C)
<b>Operating / Storage humidity</b>	max. 90 %RH (non-condensing)
<b>Protection class / Protection type</b>	I (grounded) / IP55 (according to VDE), UL Type 12
<b>Approvals</b>	UL File No. E234324 (all), GOST TR (all), VDE (AC 230 V only)

Part No.	Operating voltage	Air volume, free blowing	Air volume with exhaust filter	Current consumption	Power consumption	Average noise level (DIN EN ISO 4871)	Mounting depth	Enclosure cut-out	Weight (approx.)
01805.0-00	AC 230 V, 50 Hz <sup>1</sup>	324 cfm (550 m <sup>3</sup> /h)	177 cfm (300 m <sup>3</sup> /h)	300 mA	64 W	65 dB (A)	4.2" (107 mm)	9.8 x 9.8"	5.9 lbs. (2.7 kg)
01805.0-01	AC 120 V, 60 Hz	372 cfm (632 m <sup>3</sup> /h)	203 cfm (345 m <sup>3</sup> /h)	780 mA	85 W	65 dB (A)	4.2" (107 mm)	9.8 x 9.8"	5.9 lbs. (2.7 kg)

## EXHAUST FILTER EF 118

Part No.	Mounting depth	Enclosure cut-out	Weight (approx.)	Filter mat	Protection type
11803.0-00	0.9" (22 mm)	9.8 x 9.8"	2.2 lbs. (1.0 kg)	G4 acc. to DIN EN 779, filtering degree 94%	IP55 <sup>2</sup>

## FILTER MATS FM 086

Filter mat	9.7 x 9.7" (247 x 247 mm)
G4 (1 packing unit = 3 pcs.)	Part No. 08608.0-00
F5 (1 packing unit = 3 pcs.)	Part No. 08609.0-00

<sup>1</sup> air volume increases by 15% when operating AC 230 V filter fans at 60 Hz, <sup>2</sup> according to VDE